
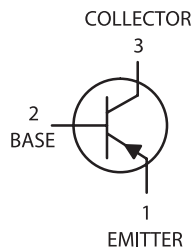


# Switching Transistor TO-92

multicomp **PRO**



#### Pin Configuration:

1. Emitter
2. Base
3. Collector

#### Features:

- PNP Silicon Planar Epitaxial Transistors
- General Purpose Switching Applications

#### Absolute Maximum Ratings

Parameters	Symbol	2N4403	Unit
Collector Emitter Voltage	$V_{CEO}$	40	V
Collector Base Voltage	$V_{CBO}$		
Emitter Base Voltage	$V_{EBO}$		
Collector Current Continuous	$I_C$	600	mA
Power Dissipation at $T_a = 25^\circ\text{C}$ Derate above $25^\circ\text{C}$	$P_D$	625	mW
Power Dissipation at $T_C = 25^\circ\text{C}$ Derate above $25^\circ\text{C}$		5.0	mW/ $^\circ\text{C}$
Operating and Storage Junction Temperature Range	$T_j, T_{stg}$	1.5 12	W W/ $^\circ\text{C}$
		-55 to +150	$^\circ\text{C}$

#### Thermal Resistance

Junction to Case	$R_{th(j-c)}$	83.3	$^\circ\text{C/W}$
Junction to Ambient	$R_{th(j-a)}$	200	

Newark.com/multicomp-pro  
Farnell.com/multicomp-pro  
Element14.com/multicomp-pro

multicomp **PRO**

# Switching Transistor

## TO-92

**multicomp** PRO

### Electrical Characteristics ( $T_a = 25^\circ\text{C}$ unless otherwise specified)

Parameters	Symbol	Test Condition	2N4403	Unit
Collector Emitter Voltage	$BV_{CEO}^*$	$I_C = 1\text{mA}, I_B = 0$	>40	V
Collector Base Voltage	$BV_{CBO}$	$I_C = 100\mu\text{A}, I_E = 0$		
Emitter Base Voltage	$BV_{EBO}$	$I_E = 100\mu\text{A}, I_C = 0$		
Base Cut off Current	$I_{BEV}$	$V_{CE} = 35\text{V}, V_{EB} = 0.4\text{V}$	<0.1	$\mu\text{A}$
Collector Cut off Current	$I_{CEX}$	$V_{CE} = 35\text{V}, V_{EB} = 0.4\text{V}$		
Collector Emitter Saturation Voltage	$V_{CE(Sat)}^*$	$I_C = 150\text{mA}, I_B = 15\text{mA}$ $I_C = 500\text{mA}, I_B = 50\text{mA}$	<0.4 <0.75	V
Base Emitter Saturation Voltage	$V_{BE(Sat)}^*$	$I_C = 150\text{mA}, I_B = 15\text{mA}$ $I_C = 500\text{mA}, I_B = 50\text{mA}$	0.75 - 0.95 <1.3	
DC Current Gain	$h_{FE}$	$I_C = 0.1\text{mA}, V_{CE} = 1\text{V}$ $I_C = 1\text{mA}, V_{CE} = 1\text{V}$ $I_C = 10\text{mA}, V_{CE} = 1\text{V}$ $I_C = 150\text{mA}, V_{CE} = 1\text{V}^*$ $I_C = 150\text{mA}, V_{CE} = 2\text{V}^*$ $I_C = 500\text{mA}, V_{CE} = 2\text{V}^*$	>30 >60 >100 - 100 - 300 >20	-

### Dynamic Characteristics

Small Signal Current Gain	$h_{fe}$	$I_C = 1\text{mA}, V_{CE} = 10\text{V}, f = 1\text{kHz}$	60 - 500	-
Input Impedance	$h_{ie}$	$I_C = 1\text{mA}, V_{CE} = 10\text{V}, f = 1\text{kHz}$	1.5 - 15	$\text{k}\Omega$
Voltage Feedback Ratio	$h_{re}$	$I_C = 1\text{mA}, V_{CE} = 10\text{V}, f = 1\text{kHz}$	0.1 - 8	$\times 10^{-4}$
Output Impedance	$h_{oe}$	$I_C = 1\text{mA}, V_{CE} = 10\text{V}, f = 1\text{kHz}$	1 - 100	$\mu\Omega$
Collector-Base Capacitance	$C_{cb}$	$V_{CB} = 5\text{V}, I_E = 0, f = 100\text{kHz}$ $V_{CB} = 10\text{V}, I_E = 0, f = 140\text{kHz}$	- <8.5	$\text{pF}$
Emitter-Base Capacitance	$C_{eb}$	$V_{EB} = 0.5\text{V}, I_C = 0, f = 100\text{kHz}$ $V_{EB} = 0.5\text{V}, I_C = 0, f = 140\text{kHz}$	- <30	
Transition Frequency	$f_T$	$I_C = 20\text{mA}, V_{CE} = 10\text{V},$ $f = 100\text{MHz}$	>200	MHz

### Switching Characteristics

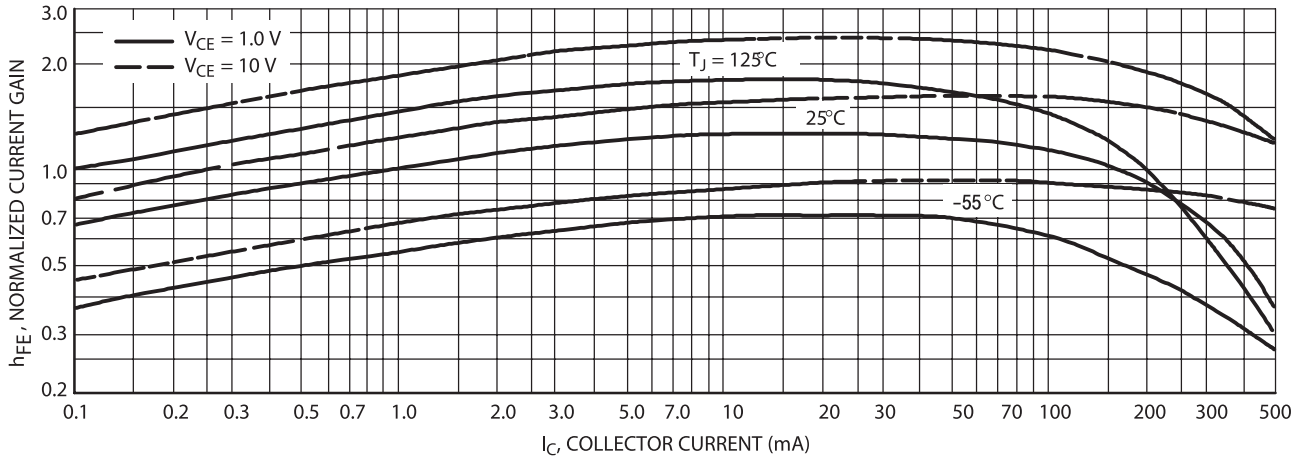
Delay Time	$t_d$	$V_{CC} = 30\text{V}, V_{EB} = 2\text{V}$ $I_C = 150\text{mA}, I_{B1} = 15\text{mA}$	<15	ns
Rise Time	$t_r$		<20	
Storage Time	$t_s$	$V_{CC} = 30\text{V}, I_C = 150\text{mA}$ $I_{B1} = I_{B2} = 15\text{mA}$	<225	
Fall Time	$t_f$		<30	

\*Pulse Test : Pulse Width:  $\leq 300\mu\text{s}$ , Duty  $\leq 2.0\%$ .

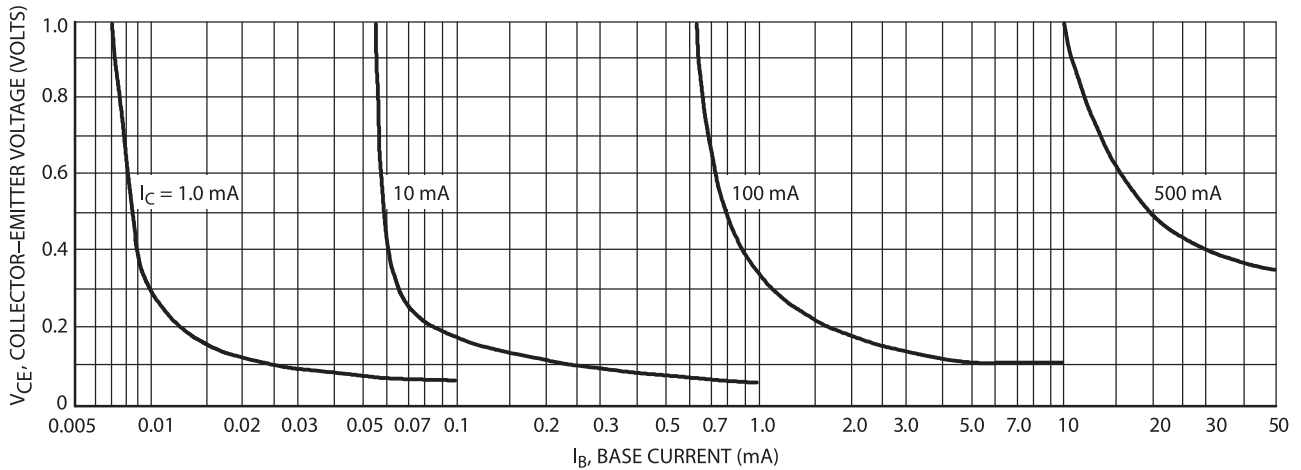
# Switching Transistor TO-92

multicomp PRO

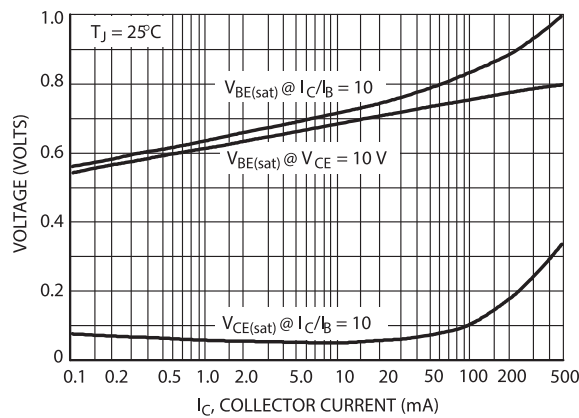
DC Current Gain



Collector Saturation Region



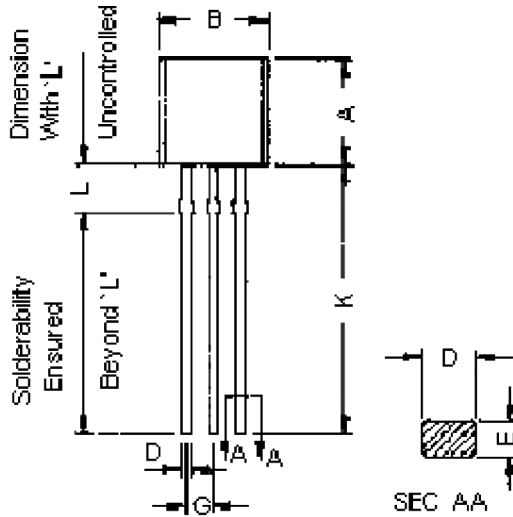
On Voltages



multicomp PRO

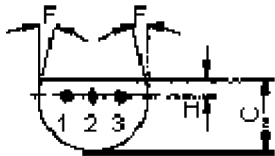
# Switching Transistor TO-92

**multicomp** PRO



Dimensions	Min.	Max.
A	4.32	5.33
B	4.45	5.2
C	3.18	4.19
D	0.41	0.55
E	0.35	0.5
F	5°	
G	1.14	1.4
H		1.53
K	12.7	-
L	1.982	2.082

Dimensions : Millimetres



### Pin Configuration:

1. Emitter
2. Base
3. Collector

### Part Number Table

Description	Part Number
Transistor, PNP, TO-92	2N4403

**Important Notice :** This data sheet and its contents (the "Information") belong to the members of the AVNET group of companies (the "Group") or are licensed to it. No licence is granted for the use of it other than for information purposes in connection with the products to which it relates. No licence of any intellectual property rights is granted. The Information is subject to change without notice and replaces all data sheets previously supplied. The Information supplied is believed to be accurate but the Group assumes no responsibility for its accuracy or completeness, any error in or omission from it or for any use made of it. Users of this data sheet should check for themselves the Information and the suitability of the products for their purpose and not make any assumptions based on information included or omitted. Liability for loss or damage resulting from any reliance on the Information or use of it (including liability resulting from negligence or where the Group was aware of the possibility of such loss or damage arising) is excluded. This will not operate to limit or restrict the Group's liability for death or personal injury resulting from its negligence. Multicomp Pro is the registered trademark of Premier Farnell Limited 2019.

Newark.com/multicomp-pro  
Farnell.com/multicomp-pro  
Element14.com/multicomp-pro

**multicomp** PRO