

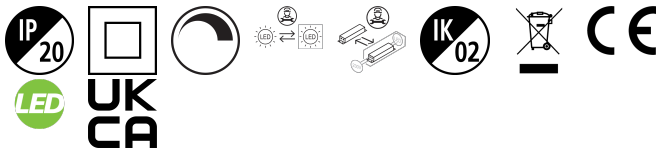
Beacon LED Muse II

BEACON LED MUSE II 97CRI 3000K L3 TRAILING EDGE BLACK
2059742



Product features

- Integrated LED spotlight, black RAL 9005, unique soft-touch ring, adjustable beam angle from a 8° spot to a 55° flood, compact and minimalist design, ideal for museum, gallery and high-end retail applications, die-cast aluminium body, passive cooling heatsink, beam angle: 8° spot to 55° flood, optics: aspheric glass lens, colour temperature: 3000K warm white, total system power: 21W, total fixture output: 1081lm, luminaire efficacy: 51lm/W, LOR: 100%, colour rendering: Ra 97 typical, R9 value at 90, LED Chromacity: 3 step MacAdam ellipse, IR/UV free light source without heat radiation, operating voltage: 220-240V / 50-60Hz, drive current: 500mA, electronic driver, trailing edge dimmable, power factor: 0.9 electrical protection: CLASS II, 3-circuit track adaptor, suitable for Concord Lytespan 3 track, ingress protection rating: IP20, suitable for internal environment only, horizontal rotation: 355°, vertical tilt: 90°, dimensions: Ø80x135x176mm, weight: 0.95kg.



PRODUCT OVERVIEW

Product name	BEACON LED MUSE II 97CRI 3000K L3 TRAILING EDGE BLACK
Technology	LED
Housing	Aluminium
Mount	Track mounting
General application	Museums & Galleries
ETIM Class	EC001744
E-number FI	4280890
Warranty	5 years
Fixture luminous flux (lm)	553/1081
Luminaire efficacy (lm/W)	52
LOR (%)	100
Colour temperature (K)	3000
Light colour	Warm White
CRI (Ra)	97
Colour Variation Initial (SDCM)	SDCM3
Photobiological Risk Group	RG1
Total power consumption (W)	21
Product Voltage (V)	240
Electrical protection	Class II
Dimmable	Yes
Dimming method	Other
Housing colour	RAL 9005 - Jet black
IP rating	IP20
IK rating	IK02
Product EAN number	5025768597420

DATA TABLE

Beacon LED Muse II

BEACON LED MUSE II 97CRI 3000K L3 TRAILING EDGE BLACK
2059742

General data

Product name	BEACON LED MUSE II 97CRI 3000K L3 TRAILING EDGE BLACK
Technology	LED
Housing	Aluminium
Mount	Track mounting
General application	Museums & Galleries
Performance ambient temperature Tq (°C)	25
ETIM Class	EC001744
E-number FI	4280890
Warranty	5 years

Optical data

Fixture luminous flux (lm)	553/1081
Luminaire efficacy (lm/W)	52
LOR (%)	100
Colour temperature (K)	3000
Light colour	Warm White
CRI (Ra)	97
Colour Variation Initial (SDCM)	SDCM3
Photobiological Risk Group	RG1

Electrical data

Total power consumption (W)	21
Mains voltage (V)	230-240V
Product Voltage (V)	240
Electrical protection	Class II
Dimmable	Yes
Dimming method	Other
Drive current (mA)	500
Inrush Current (A)	45
Inrush Duration (µs)	20
Energy Efficiency Class (A->G) of contained light source	F
Nominal Frequency (Hz)	50/60Hz
Max. Luminaires per 10A C Breaker	50
Max. Luminaires per 16A C Breaker	80

Lifetime data

Lifespan L70 B50	100000
Lifespan L80 B20	100000
Lifespan L90 B10	47500

Physical data

Housing colour	RAL 9005 - Jet black
IP rating	IP20
IK rating	IK02
Nominal Product Width (mm)	135
Nominal Product Height (mm)	176

Beacon LED Muse II

BEACON LED MUSE II 97CRI 3000K L3 TRAILING EDGE BLACK
2059742

Nominal Product Diameter (mm)	80
Weight (kg)	2.094

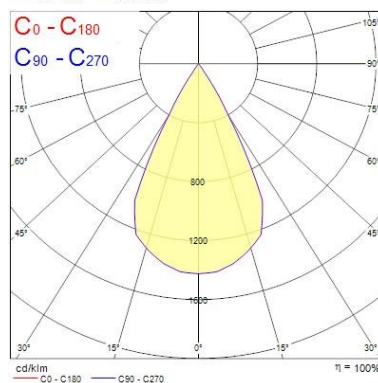
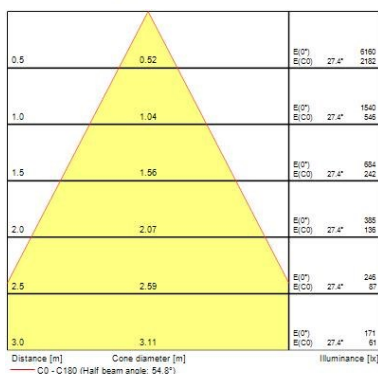
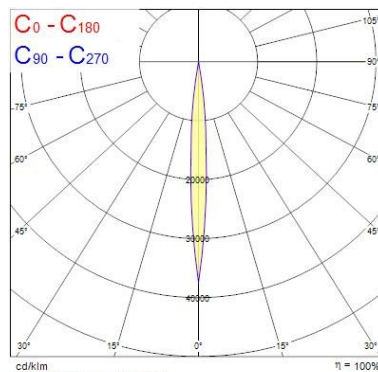
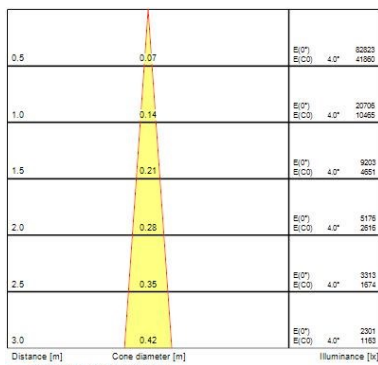
Packaging

Single packaging type	Carton
Product EAN number	5025768597420
Packaging single length / height (cm)	17.5
Packaging single width (cm)	15.0
Packaging single depth (cm)	17.5
DUN14 (outer)	05025768597420
Units per outer package	1
Packaging outer length / height (cm)	17.5
Packaging outer width (cm)	15.0
Packaging outer depth (cm)	17.5

Safety data

Dry applications use only	Yes
---------------------------	-----

PHOTOMETRY



TECHNICAL DRAWINGS

Beacon LED Muse II

BEACON LED MUSE II 97CRI 3000K L3 TRAILING EDGE BLACK

2059742

