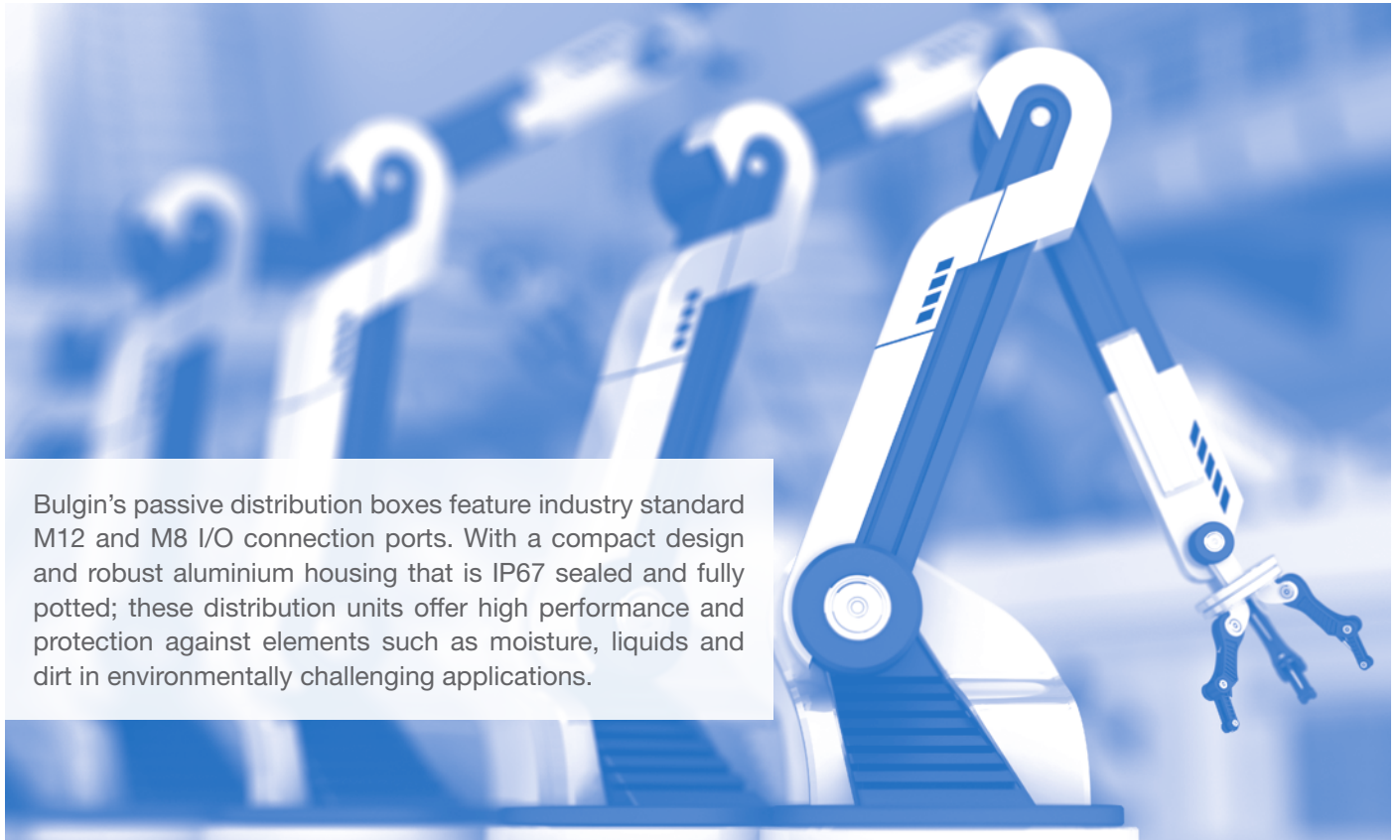


Passive distribution boxes provide a **convenient** and **compact connectivity solution** that can be installed quickly and easily in the field. They offer considerable **cost saving benefits** when compared to hard-wiring I/O connections due to their pre-wired connector slot configurations which enables numerous **sensor** and **actuator signals** to be transmitted back to a control system with ease.



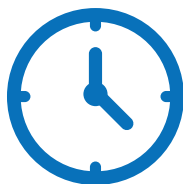
Key features:

- ⊗ Anodised Aluminium housing
- ⊗ M12 inputs M8 outputs
- ⊗ Available with or without LED indicators
- ⊗ IP67 rated
- ⊗ 5, 8, and 9 port configurations
- ⊗ Operating Temp Range -25°C to 80°C



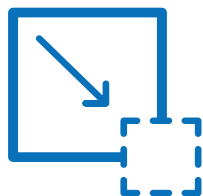
Bulgin's passive distribution boxes feature industry standard M12 and M8 I/O connection ports. With a compact design and robust aluminium housing that is IP67 sealed and fully potted; these distribution units offer high performance and protection against elements such as moisture, liquids and dirt in environmentally challenging applications.

The Benefits:



Save Time

With the need to hard wire I/O connections removed and variants coming equipped with identification labels and integrated LEDs, Bulgin's distribution boxes help to save on costs associated with installation, maintenance and repair time by making it easy and quick to troubleshoot connection faults.



Save Space

Distribution boxes save space in the field as they require less space than more conventional distribution systems due to their compact design. They take up far less space than loose wires and require fewer terminal blocks/boxes, making them the ideal solution for many machine requirements or automation systems.



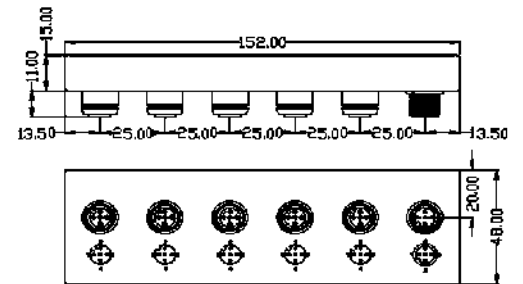
Save Money

By simplifying the wiring control system and eliminating the need for additional enclosures, distributor boxes can be installed quickly which saves time and costs. Their ability to reduce troubleshooting time also means that downtime can be significantly minimised in manufacturing, food-processing and industrial automation applications.



BOX1M1205MA05

- 5 outputs
- Sealed using sealing caps
- Anodised aluminium body
- Mates with Flex Body and Flex Inline connectors

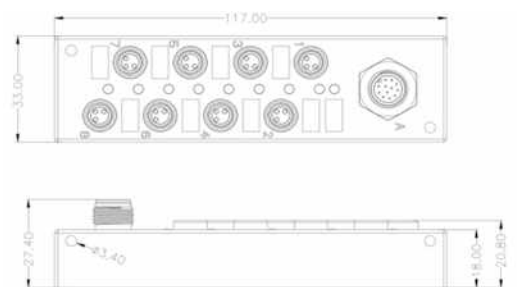


Part Number	Input Type	Input Pole Count	Output Type	Output Pole Count	Output Ports
BOX1M1205MA05M805F	M12	5 Contacts	M8	5 Contacts	5 Ports



BOX1M1212MA08

- 8 outputs
- Sealed using sealing caps
- Anodised aluminium body
- Mates with Flex Body and Flex Inline connectors

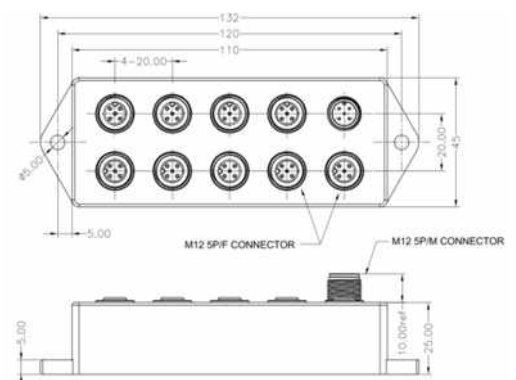


Part Number	Input Type	Input Pole Count	Output Type	Output Pole Count	Output Ports
BOX1M1212MA08M803F	M12	12 Contacts	M8	3 Contacts	8 Ports



BOX1M1205MA09

- 9 outputs
- Sealed using sealing caps
- Anodised aluminium body
- Mates with Flex Body and Flex Inline connectors



Part Number	Input Type	Input Pole Count	Output Type	Output Pole Count	Output Ports
BOX1M1205MA09M805F	M12	5 Contacts	M8	5 Contacts	9 Ports

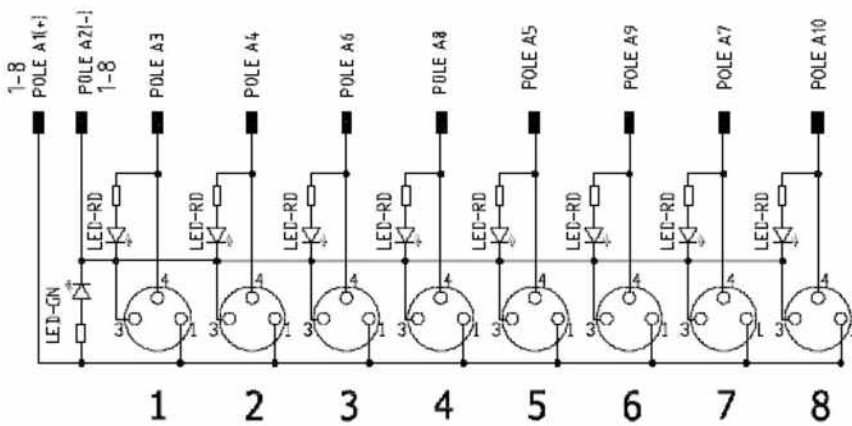
Specifications:

Locking mechanism	Screw coupling
Sealing	IP67
Operating Temp Range	-25°C to 80°C

Materials: Box & Panel Mount

Body	Anodised Aluminium
Colour	Black
Pin Contacts	Brass, Gold plating
Socket Contacts	Phosphor Bronze, Gold plating
RoHS	Compliant

Wiring diagram for BOX1M1212MA08M803F



BOX	X	XX	XX	X	X	XX	XX	XX	X
Series BOX	Inputs 1	Input Series M12	Input Poles 05 12	Orientation M	Code A	Outputs 05 08 09	Output Series M8	Output Poles 03 05	Orientation F