


## Data Sheet

### VGA female solderless terminal block with screw



#### VGA 3+9 Connection Method:

*Pin.1--connect red thick wire*

*Pin.6--connect red thick wire's shield*

*Pin.2--connect green thick wire*

*Pin.7--connect green thick wire's shield*

*Pin.3--connect blue thick wire*

*Pin.8--connect blue thick wire's shield*

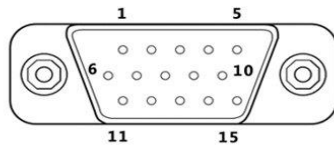
*VGA outer shield twisted together, screwed on GND pin.*

*The other 4,5,9,10,11,12,13,14,15 screwed by yourself, but you should keep the both side plug in same.*

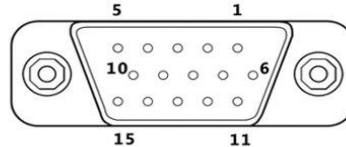
*Example: Connect the slim black wire on pin 12, the other side you should connect same too.*

# Data Sheet

## VGA Plug Interface Definition



VGA male plug(pin)



VGA female plug(hole)

