



INSULATION MONITORING RELAY FOR
 UNGROUNDED (IT) NETWORKS UP TO 400 V AC, 50
 - 60 HZ MEASURING RANGE 1 - 100 KOHM SUPPLY
 VOLTAGE AC/DC 24-240 V 22.5MM, 1 CO CONTACT;
 SCREW

Product function	Insulation monitor	
-------------------------	--------------------	--

Measuring circuit:

Adjustable response value impedance		
<ul style="list-style-type: none"> • 1 	kΩ	1 ... 100
Measurable line frequency	Hz	50 ... 60
System leakage capacitance	μF	10

General technical data:

Product function		
<ul style="list-style-type: none"> • Insulation monitoring • Fault storage 		Yes Yes
Product component Insulation value display		No
Type of voltage		
<ul style="list-style-type: none"> • for monitoring • for actuation • of the control supply voltage 		AC AC/DC AC/DC
Operating frequency Rated value	Hz	15 ... 400
Control supply voltage		
<ul style="list-style-type: none"> • with AC <ul style="list-style-type: none"> — at 50 Hz Rated value — at 60 Hz Rated value • for DC Rated value 	V V V	24 ... 240 24 ... 240 24 ... 240
Operating range factor control supply voltage rated value		
<ul style="list-style-type: none"> • with AC 		

— at 50 Hz		0.85 ... 1.1
— at 60 Hz		0.85 ... 1.1
• for DC		0.85 ... 1.1
Surge voltage resistance Rated value	V	6 000
Protection class IP		IP20
Thermal current of the switching element with contacts maximum	A	4
Ambient temperature during operation	°C	-25 ... +60





Mechanical data:

Width	mm	22.5
Height	mm	78
Depth	mm	100
mounting position		any
Required spacing for grounded parts		
• forwards	mm	0
• Backwards	mm	0
• at the side	mm	0
• upwards	mm	0
• downwards	mm	0
Required spacing with side-by-side mounting		
• forwards	mm	0
• Backwards	mm	0
• at the side	mm	0
• upwards	mm	0
• downwards	mm	0
Required spacing for live parts		
• forwards	mm	0
• Backwards	mm	0
• at the side	mm	0
• upwards	mm	0
• downwards	mm	0
Mounting type		snap-on fastening on 35 mm standard rail
Product function removable terminal for auxiliary and control circuit		No
Type of electrical connection		screw-type terminals
Type of connectable conductor cross-section		
• solid		2x (0.75 ... 2.5 mm ²)
• finely stranded		
— with core end processing		2x (0.75 ... 2.5 mm ²)
Tightening torque with screw-type terminals	N·m	0.6 ... 0.8
Number of NO contacts delayed switching		0
Number of NC contacts delayed switching		0

Number of CO contacts delayed switching

1

Certificates/ approvals:

General Product Approval	Test Certificates	Shipping Approval	other
 CCC	 EAC	 UL	 GL
	Type Test Certificates/Test Report		Declaration of Conformity

other

[other](#)

Further information

Information- and Downloadcenter (Catalogs, Brochures,...)

<http://www.siemens.com/industrial-controls/catalogs>

Industry Mall (Online ordering system)

<http://www.siemens.com/industrymall>

Cax online generator

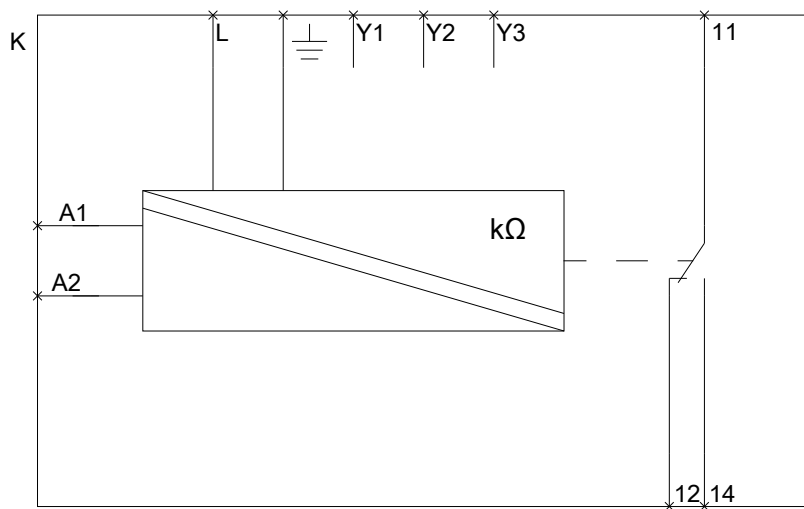
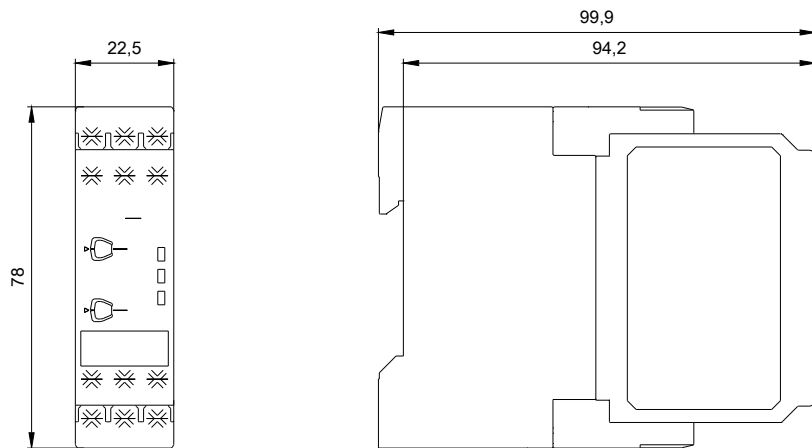
<http://support.automation.siemens.com/WW/CAXorder/default.aspx?lang=en&mlfb=3UG45811AW30>

Service&Support (Manuals, Certificates, Characteristics, FAQs,...)

<https://support.industry.siemens.com/cs/ww/en/ps/3UG45811AW30>

Image database (product images, 2D dimension drawings, 3D models, device circuit diagrams, EPLAN macros, ...)

http://www.automation.siemens.com/bilddb/cax_de.aspx?mlfb=3UG45811AW30&lang=en



last modified:

15.01.2015