

Direct connector - SDC 2,5/ 2-PV-5,0-ZB - 1864037

Please be informed that the data shown in this PDF Document is generated from our Online Catalog. Please find the complete data in the user's documentation. Our General Terms of Use for Downloads are valid (<http://phoenixcontact.com/download>)

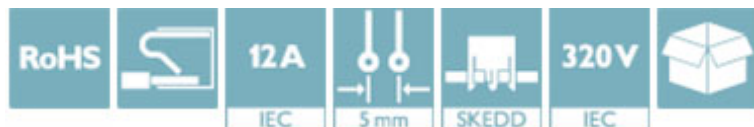


Plug component, Nominal current: 12 A, Rated voltage (III/2): 320 V, Number of positions: 2, Pitch: 5 mm, Connection method: Push-in spring connection, Color: green, Contact surface: Tin, Mounting: SKEDD - Direct plug-in technology


Figure shows the 5-pos. version

Why buy this product

- ✓ SKEDD direct plug-in technology enables flexible positioning on the PCB
- ✓ Reduced component and process costs: simple insertion by hand and vibration-resistant connection
- ✓ Time saving push-in connection, tools not required
- ✓ Intuitive use through colour coded actuation lever
- ✓ Quick and convenient testing using integrated test option



Key Commercial Data

Packing unit	50 STK
Minimum order quantity	50 STK
GTIN	 4 055626 210339
GTIN	4055626210339
Weight per Piece (excluding packing)	3.600 g
Custom tariff number	85366990
Country of origin	Germany
Note	Made to Order (non-returnable)

Technical data

Dimensions

Length	15.3 mm
Height	21.2 mm
Width	18.18 mm
Pitch	5 mm
Dimension a	5 mm

Direct connector - SDC 2,5/ 2-PV-5,0-ZB - 1864037

Technical data

General

Range of articles	SDC 2,5/...-PV
Number of positions	2
Connection method	Push-in spring connection
Rated surge voltage (III/3)	4 kV
Rated surge voltage (III/2)	4 kV
Rated surge voltage (II/2)	4 kV
Rated voltage (III/3)	200 V
Rated voltage (III/2)	320 V
Rated voltage (II/2)	320 V
Connection in acc. with standard	EN-VDE
Nominal current I_N	12 A
Nominal cross section	2.5 mm ²
Stripping length	10 mm

Connection data

Conductor cross section solid min.	0.2 mm ²
Conductor cross section solid max.	2.5 mm ²
Conductor cross section flexible min.	0.2 mm ²
Conductor cross section flexible max.	2.5 mm ²
Conductor cross section flexible, with ferrule without plastic sleeve min.	0.25 mm ²
Conductor cross section flexible, with ferrule without plastic sleeve max.	2.5 mm ²
Conductor cross section flexible, with ferrule with plastic sleeve min.	0.25 mm ²
Conductor cross section flexible, with ferrule with plastic sleeve max.	2.5 mm ²
Conductor cross section AWG min.	24
Conductor cross section AWG max.	12

Standards and Regulations

Connection in acc. with standard	EN-VDE
----------------------------------	--------

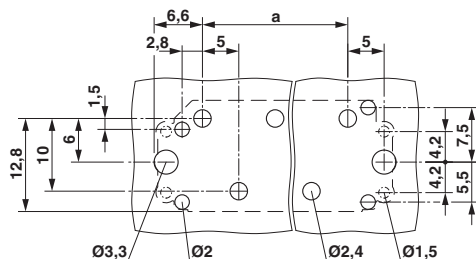
Environmental Product Compliance

China RoHS	Environmentally friendly use period: unlimited = EFUP-e
	No hazardous substances above threshold values

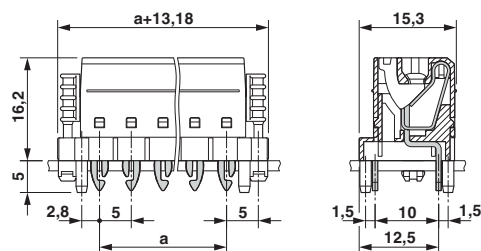
Drawings

Direct connector - SDC 2,5/ 2-PV-5,0-ZB - 1864037

Drilling diagram



Dimensional drawing



Size of the PCB: 1.6 mm

Classifications

eCl@ss

eCl@ss 5.1	27261101
eCl@ss 8.0	27440309
eCl@ss 9.0	27440309

ETIM

ETIM 5.0	EC002637
ETIM 6.0	EC002643

UNSPSC

UNSPSC 13.2	39121432
-------------	----------

Approvals

Approvals

Approvals

VDE approval of drawings / cULus Recognized / IECCE CB Scheme

Ex Approvals

Approval details

VDE approval of drawings		http://www.vde.com/en/Institute/OnlineService/VDE-approved-products/Pages/Online-Search.aspx	40044617
mm ² /AWG/kcmil		0.2-2.5	
Nominal current I _N		12 A	
Nominal voltage U _N		320 V	

Direct connector - SDC 2,5/ 2-PV-5,0-ZB - 1864037

Approvals

cULus Recognized		http://database.ul.com/cgi-bin/XYV/template/LISEXT/1FRAME/index.htm	E60425-20160718
	B	D	
mm ² /AWG/kcmil	24-12	24-12	
Nominal current IN	12 A	10 A	
Nominal voltage UN	300 V	300 V	

IECEE CB Scheme		http://www.iecee.org/	DE1-57473
-----------------	--	---	-----------

Accessories

Accessories

Coding element

Accessories - CP-PT 1,5 - 1985564

Coding profile, is inserted into the hole in the plug, red insulating material



Connector

Ferrule - AI 0,5 -10 WH - 3201275



Ferrule, Sleeve length: 10 mm, Length: 16 mm, Color: white

Ferrule - AI 0,75-10 GY - 3201288



Ferrule, Sleeve length: 10 mm, Length: 16 mm, Color: gray

Direct connector - SDC 2,5/ 2-PV-5,0-ZB - 1864037

Accessories

Ferrule - AI 1 -10 RD - 3200182



Ferrule, Sleeve length: 10 mm, Length: 16 mm, Color: red

Ferrule - AI 1,5 -10 BK - 3200195



Ferrule, Sleeve length: 10 mm, Length: 16 mm, Color: black

Ferrule - AI 2,5 -10 BU - 3202533



Ferrule, Sleeve length: 10 mm, Length: 17 mm, Color: blue

Ferrule - A 0,5 -10 - 3202494



Ferrule, Length: 10 mm, Color: silver

Ferrule - A 0,75-10 - 3200234



Ferrule, Length: 10 mm, Color: silver

Direct connector - SDC 2,5/ 2-PV-5,0-ZB - 1864037

Accessories

Ferrule - A 1 -10 - 3200250



Ferrule, Length: 10 mm, Color: silver

Ferrule - A 1,5 -10 - 3200276



Ferrule, Length: 10 mm, Color: silver

Crimping tool

Crimping pliers - CRIMPFOX 6 - 1212034



Crimping pliers, for ferrules without insulating collar according to DIN 46228 Part 1 and ferrules with insulating collar according to DIN 46228 Part 4, 0.25 mm² ... 6.0 mm², lateral entry, trapezoidal crimp

Labeled terminal marker

Marker card - SK 5/3,8:FORTL.ZAHLEN - 0804183



Marker card, Card, white, labeled, Horizontal: Consecutive numbers 1 - 10, 11 - 20, etc. up to 91 - (99)100, Mounting type: Adhesive, for terminal block width: 5 mm, Lettering field: 5 x 3.8 mm

Marker card - SK 3,8 REEL P5 WH CUS - 0825124



Marker card, can be ordered: By card, white, labeled according to customer specifications, Mounting type: Adhesive, for terminal block width: 5 mm, Lettering field: continuous x 3.8 mm

Terminal marking

Direct connector - SDC 2,5/ 2-PV-5,0-ZB - 1864037

Accessories

Marker card - SK U/3,8 WH:UNBEDRUCKT - 0803906



Marker card, Sheet, white, unlabeled, can be labeled with: CMS-P1-PLOTTER, PLOTMARK, Office printing systems, Mounting type: Adhesive, Lettering field: 186 x 3.8 mm

Marker strip - SK 3,8 WH:REEL - 0805218



Marker strip, Roll, white, unlabeled, can be labeled with: THERMOMARK ROLL, THERMOMARK ROLL X1, THERMOMARK ROLLMASTER 300/600, THERMOMARK X1.2, THERMOMARK S1.1, Mounting type: Adhesive, Lettering field: continuous x 3.8 mm

Accessories - MPS-MT 1-S - 1944372



Accessories

Phoenix Contact 2017 © - all rights reserved
<http://www.phoenixcontact.com>