

NOTES:

1. MATERIALS AND FINISHES:

- BODY - BERYLLIUM COPPER, GOLD PLATING
- REAR BODY - BRASS, NICKEL PLATING
- CONTACT - BRASS, GOLD PLATING
- CAP - STAINLESS STEEL, PASSIVATED
- FERRULE - COPPER, NICKEL PLATING
- INSULATOR - PTFE, NATURAL
- INSULATOR BEAD - PTFE, NATURAL

2. ELECTRICAL:

- A. IMPEDANCE: 75 OHM
- B. FREQUENCY RANGE: DC-12 GHz
- C. VSWR(RETURN LOSS): 1.22 (20 dB) MAX. @ DC - 6 GHz
1.43 (15 dB) MAX. @ 6 - 12 GHz
- D. DIELECTRIC WITHSTANDING VOLTAGE: 500 VRMS, MIN.

3. MECHANICAL:

- A. DURABILITY: 500 CYCLES MIN.
- B. TEMPERATURE RANGE: -65°C TO +165°C

4. CABLE ASSEMBLY INSTRUCTIONS:

- A. TRIM CABLE AS SHOWN.
- B. SLIDE FERRULE ONTO CABLE.
- C. INSERT INSULATOR BEAD ONTO CENTER CONDUCTOR.
- D. INSERT CABLE WITH INSULATOR BEAD INTO CONNECTOR WITH FOIL ENTERING CONNECTOR AND BRAID OVER KNURL.
- E. SOLDER CONTACT TO CABLE CENTER CONDUCTOR.
- F. CRIMP FERRULE WITH .216" HEX DIE.
- G. ASSEMBLE CAP TO BODY WITH 5 IN-LBS MAX TORQUE.

5 SHOWS CABLE ENTRY DIMENSIONS.

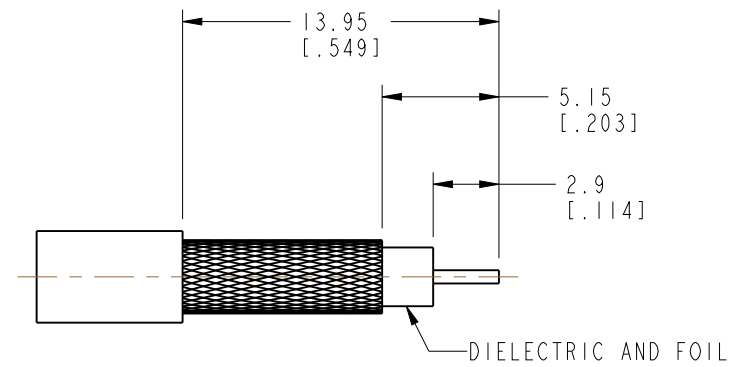
6. PACKAGING:

- A. QUANTITY: SINGLE PACK
- B. MARKING: PACKAGING TO BE MARKED
"AMPHENOL RF, 919-416P-71A12G, AND DATE CODE"

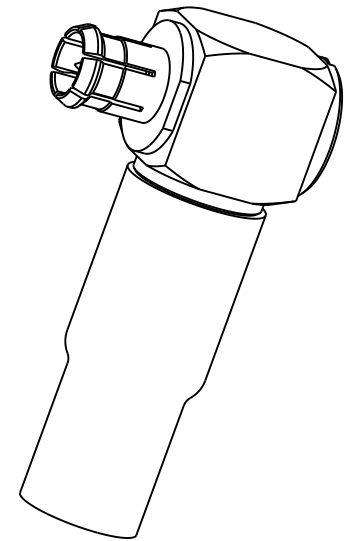
THIRD ANGLE PROJ.

REVISIONS

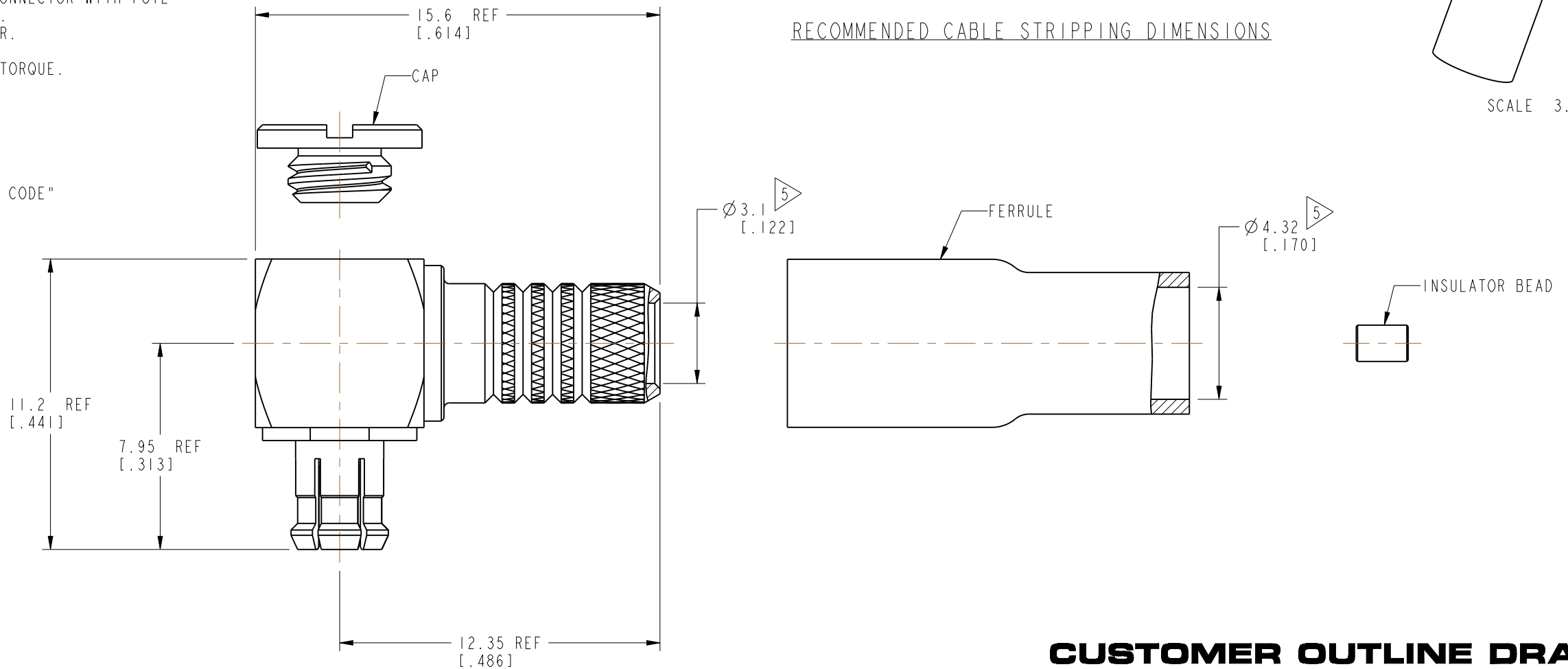
REV	DESCRIPTION	DATE	ECN	APPR
A	RELEASE TO MFG.	20-Jun-19	11942	EH



RECOMMENDED CABLE STRIPPING DIMENSIONS



SCALE 3.000



CUSTOMER OUTLINE DRAWING

ALL OTHER SHEETS ARE FOR INTERNAL USE ONLY

UNLESS OTHERWISE SPECIFIED, DIMENSIONS ARE IN METRIC AND TOLERANCES ARE:
 <0.5mm ±0.05mm 0.5 - 6mm ±0.1mm 6 - 30mm ±0.2mm 30 - 120mm ±0.3mm ANGLES ±1°

NOTICE - These drawings, specifications, or other data (1) are, and remain the property of Amphenol corp. (2) must be returned upon request; and (3) are confidential and not to be disclosed to any person other than those to whom they are given by Amphenol Corp. the furnishing of these drawings, specifications, or other data by Amphenol Corp., or to any other person to anyone for any purpose is not to be regarded by implication or otherwise in any manner licensing, granting rights to permitting such holder or any other person to manufacture, use or sell any product, process or design, patented or otherwise, that may in any way be related to or disclosed by said drawings, specifications, or other data.

MATERIAL NOTE 1	DRAWN E. HILL	DATE 11-Feb-19
REFERENCE EAR# 8605	ENGINEER E. HILL	DATE 11-Feb-19
REF: ---	APPROVED K. CAPOZZI	DATE 20-Jun-19
CONFIGURATION LEVEL: In Work	CAD FILE	
FINISH		

TITLE 75 OHM R/A MCX PLUG FOR BELDEN 4855R
SCALE: 5.0:1.0 SHEET 2 OF 2
DWG SIZE B
REV A

Amphenol RF
www.amphenolrf.com
DRAWING NO. 919-416P-71A12G
ITEM NO. 919-416P-71A12G
PART NO. 919-416P-71A12G