

RoHS
Compliant

Features

- Low cost
- Diffused junction
- Ultra fast switching for high efficiency
- Low reverse leakage current
- Low forward voltage drop
- High current capability
- The plastic material carries UL recognition 94V-0

Mechanical Data

- Case: JEDEC SOD-123FL molded plastic body over glass passivated chip
- Terminals: Solder plated, solderable per J-STD-002B and JESD22-B102D
- Polarity: Laser band denotes cathode end

Maximum Ratings and Electrical Characteristics

Rating at 25°C ambient temperature unless otherwise specified.

Single phase, half wave, 60Hz, resistive or inductive load. For capacitive load, derate current by 20%.

Characteristics	Symbol	UF1ML	UNITS
Maximum recurrent peak reverse voltage	V_{RRM}	1000	V
Maximum RMS voltage	V_{RMS}	700	
Maximum DC blocking voltage	V_{DC}	1000	
Maximum Average Forward Rectified Current @ $T_A=55^{\circ}C$	$I_{(AV)}$	1	A
Peak forward surge current 8.3ms single half -sine-wave superimposed on Rated Load(JEDEC Method)	I_{FSM}	25	
Peak Forward Voltage at 1.0A DC	V_F	1.7	V
Maximum DC Reverse Current at rated DC Blocking voltage @ $T_J=25^{\circ}C$ @ $T_J=100^{\circ}C$	I_R	5 100	μA
Maximum Reverse Recovery Time(Note 1)	T_{RR}	75	nS
Typical junction Capacitance (Note2)	C_J	9	pF
Typical thermal Resistance (Note3)	$R_{\theta JA}$	180	$^{\circ}C/W$
Operating junction Temperature Range	T_J	- 55 to + 125	$^{\circ}C$
Storage Temperature Range	T_{STG}	- 55 to + 150	

NOTE: 1. Measured with $I_F=0.5A, I_R=1A, I_{RR}=0.25A$.

2. Measured at 1.0 MHz and applied reverse voltage of 4.0V DC

3. Thermal resistance junction to ambient.

Rating and Characteristic Curves

Fig. 1 - Forward Current Derating Curve

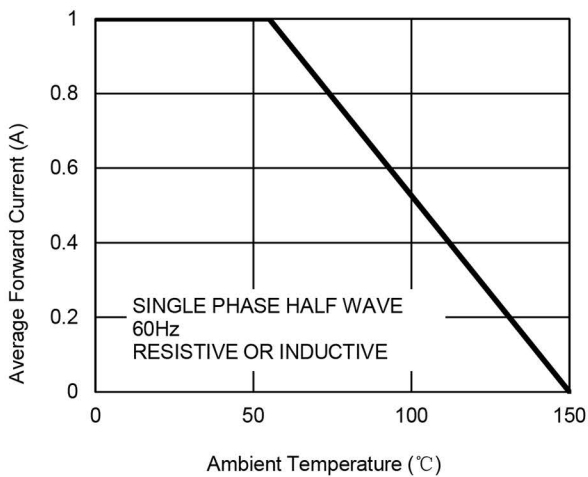


Fig. 2 - Maximum Non-Repetitive Surge Current

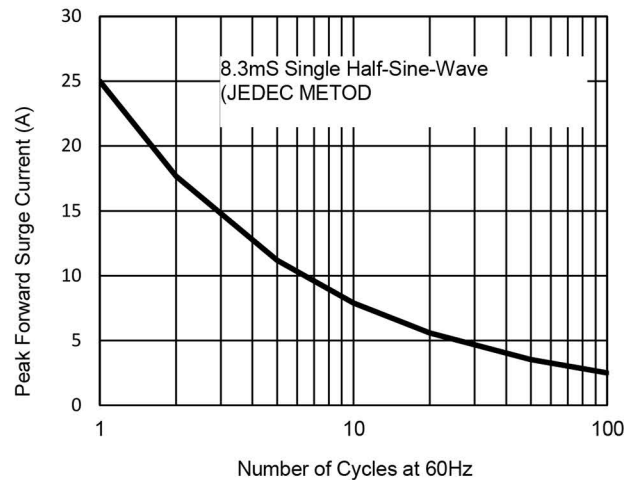


Fig. 3 - Typical Junction Capacitance

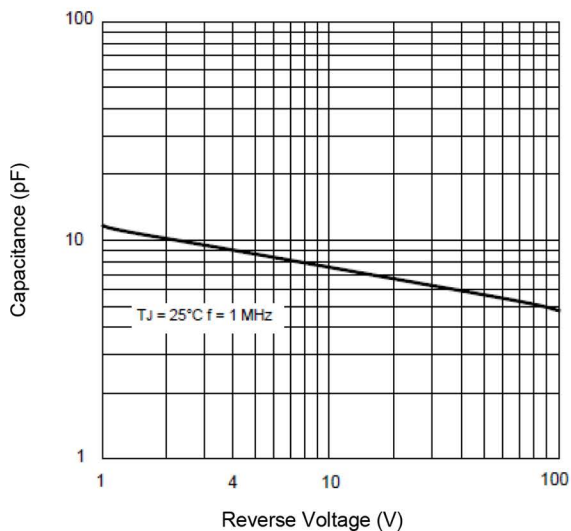
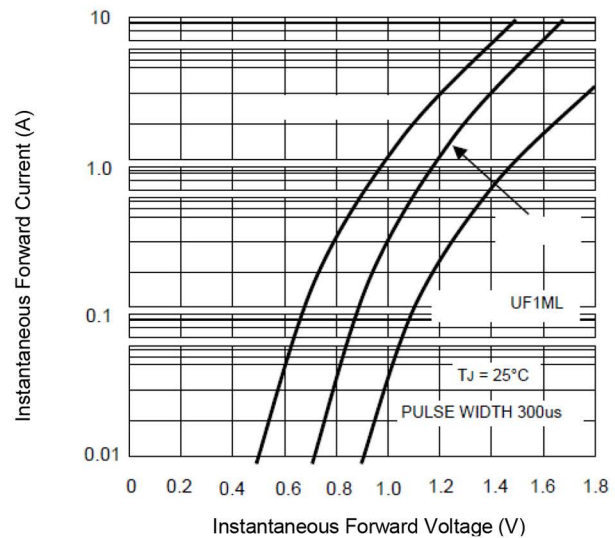
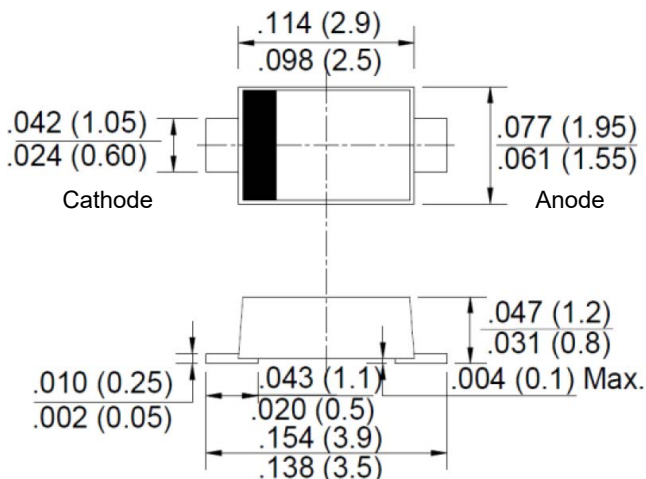


Fig. 4 - Typical Forward Characteristics



Packaging Dimensions



SOD-123FL

Dimensions : Inches (Millimetres)

Part Number Table

Description	Part Number
Rectifier Diode, High Efficiency, 1A, 1000V, 75ns, SOD-123FL	UF1ML

Important Notice : This data sheet and its contents (the "Information") belong to the members of the AVNET group of companies (the "Group") or are licensed to it. No licence is granted for the use of it other than for information purposes in connection with the products to which it relates. No licence of any intellectual property rights is granted. The Information is subject to change without notice and replaces all data sheets previously supplied. The Information supplied is believed to be accurate but the Group assumes no responsibility for its accuracy or completeness, any error in or omission from it or for any use made of it. Users of this data sheet should check for themselves the Information and the suitability of the products for their purpose and not make any assumptions based on information included or omitted. Liability for loss or damage resulting from any reliance on the Information or use of it (including liability resulting from negligence or where the Group was aware of the possibility of such loss or damage arising) is excluded. This will not operate to limit or restrict the Group's liability for death or personal injury resulting from its negligence. Multicomp Pro is the registered trademark of Premier Farnell Limited 2019.

Newark.com/multicomp-pro
 Farnell.com/multicomp-pro
 sg.element14.com/b/multicomp-pro