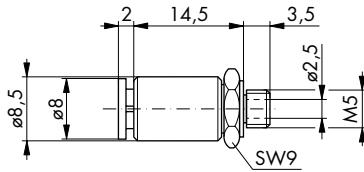
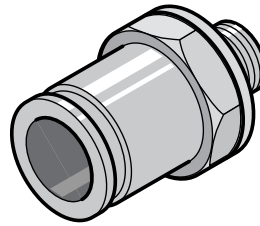


Einschraubarmaturen
Steckarmaturen für Schlauch

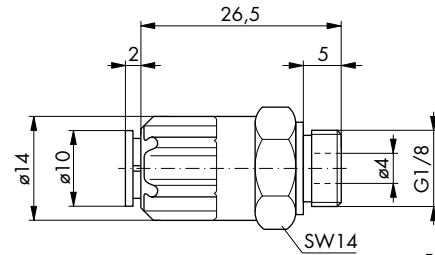
Male Stud Coupling
Instant Push-In Fittings for Tube

Einschraub-Steckanschluss*
Auch mit Innensechskantschraubendreher
montierbar

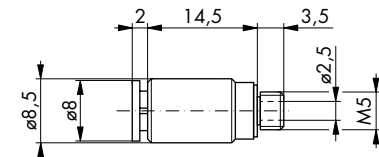
Male stud coupling*
Can also be mounted with Allan key



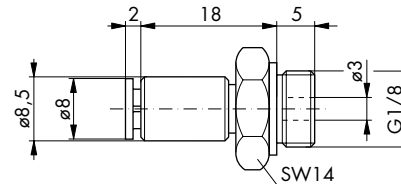
52.010



56.010



52.011



52.170

Bestell-Nr.	Innensechskantschraubendreher	A Schlauch/Tube	B Anschluss/Connection	Allan key	Order No.
52.010	2,5 mm	4x1 (4x0,65)	M5	2.5 mm	52.010
52.011	2,5 mm	4x1 (4x0,65)	M5	2.5 mm	52.011
52.170	3,0 mm	4x1 (4x0,65)	G1/8	3.0 mm	52.170
56.010	4,0 mm	6x1	G1/8	4.0 mm	56.010

* Lieferung komplett mit Dichtung

* Supplied complete with seals