

CONTACTOR RELAY, 2NO+2NC, AC 24V, 50/60 HZ, SIZE S00,
SCREW TERMINAL



product brand name	SIRIUS
Product designation	contactor relay
General technical data:	
Size of contactor	S00
Product extension	
• Auxiliary switch	Yes
Insulation voltage	
• with degree of pollution 3 rated value	690 V
Degree of pollution	3
Surge voltage resistance rated value	6 kV
Protection class IP	
• on the front	IP20
Shock resistance	
• at rectangular impulse	
— at AC	7,3g / 5 ms, 4,7g / 10 ms
• with sine pulse	
— at AC	11,4g / 5 ms, 7,3g / 10 ms
Mechanical service life (switching cycles)	
• of contactor typical	30 000 000

<ul style="list-style-type: none"> • of the contactor with added electronics-compatible auxiliary switch block typical 	5 000 000
<ul style="list-style-type: none"> • of the contactor with added auxiliary switch block typical 	10 000 000
Equipment marking	
<ul style="list-style-type: none"> • acc. to DIN EN 61346-2 	K
<ul style="list-style-type: none"> • acc. to DIN EN 81346-2 	K

Ambient conditions:

Installation altitude at height above sea level maximum	2 000 m
Ambient temperature	
<ul style="list-style-type: none"> • during operation 	-25 ... +60 °C
<ul style="list-style-type: none"> • during storage 	-55 ... +80 °C

Main circuit:

No-load switching frequency	
<ul style="list-style-type: none"> • at AC 	10 000 1/h
<ul style="list-style-type: none"> • at DC 	10 000 1/h

Control circuit/ Control:

Type of voltage of the control supply voltage	AC
Control supply voltage at AC	
<ul style="list-style-type: none"> • at 50 Hz rated value 	24 V
<ul style="list-style-type: none"> • at 60 Hz rated value 	24 V
<ul style="list-style-type: none"> • rated value 	50 Hz
Control supply voltage frequency 2 rated value	60 Hz
Operating range factor control supply voltage rated value of magnet coil at AC	
<ul style="list-style-type: none"> • at 50 Hz 	0.8 ... 1.1
<ul style="list-style-type: none"> • at 60 Hz 	0.85 ... 1.1
Apparent pick-up power of magnet coil at AC	37 V·A
Inductive power factor with closing power of the coil	0.8
Apparent holding power of magnet coil at AC	5.7 V·A
Inductive power factor with the holding power of the coil	0.25
Closing delay	
<ul style="list-style-type: none"> • at AC 	8 ... 33 ms
Opening delay	
<ul style="list-style-type: none"> • at AC 	4 ... 15 ms
Arcing time	10 ... 15 ms

Auxiliary circuit:

Number of NC contacts	
<ul style="list-style-type: none"> • for auxiliary contacts 	2

— instantaneous contact	2
Number of NO contacts	
• for auxiliary contacts	2
— instantaneous contact	2
Identification number and letter for switching elements	22 E
Operating current at AC-12 maximum	10 A
Operating current at AC-15	
• at 230 V rated value	10 A
• at 400 V rated value	3 A
• at 500 V rated value	2 A
• at 690 V rated value	1 A
Operating current at 1 current path at DC-12	
• at 24 V rated value	10 A
• at 110 V rated value	3 A
• at 220 V rated value	1 A
• at 440 V rated value	0.3 A
• at 600 V rated value	0.15 A
Operating current with 2 current paths in series at DC-12	
• at 24 V rated value	10 A
• at 60 V rated value	10 A
• at 110 V rated value	4 A
• at 220 V rated value	2 A
• at 440 V rated value	1.3 A
• at 600 V rated value	0.65 A
Operating current with 3 current paths in series at DC-12	
• at 24 V rated value	10 A
• at 60 V rated value	10 A
• at 110 V rated value	10 A
• at 220 V rated value	3.6 A
• at 440 V rated value	2.5 A
• at 600 V rated value	1.8 A
Operating frequency at DC-12 maximum	1 000 1/h
Operating current at 1 current path at DC-13	
• at 24 V rated value	10 A
• at 110 V rated value	1 A
• at 220 V rated value	0.3 A
• at 440 V rated value	0.14 A
• at 600 V rated value	0.1 A

Operating current with 2 current paths in series at DC-13	
• at 24 V rated value	10 A
• at 60 V rated value	3.5 A
• at 110 V rated value	1.3 A
• at 220 V rated value	0.9 A
• at 440 V rated value	0.2 A
• at 600 V rated value	0.1 A
Operating current with 3 current paths in series at DC-13	
• at 24 V rated value	10 A
• at 60 V rated value	4.7 A
• at 110 V rated value	3 A
• at 220 V rated value	1.2 A
• at 440 V rated value	0.5 A
• at 600 V rated value	0.26 A
Operating frequency at DC-13 maximum	1 000 1/h
Design of the miniature circuit breaker	
• for short-circuit protection of the auxiliary circuit up to 230 V	C characteristic: 6 A; 0.4 kA
Contact reliability of auxiliary contacts	1 faulty switching per 100 million (17 V, 1 mA)

UL/CSA ratings:

Contact rating of auxiliary contacts according to UL	A600 / Q600
---	-------------

Short-circuit protection

Design of the fuse link	
• for short-circuit protection of the auxiliary switch required	fuse gL/gG: 10 A

Installation/ mounting/ dimensions:

Mounting position	+/-180° rotation possible on vertical mounting surface; can be tilted forward and backward by +/- 22.5° on vertical mounting surface
Mounting type	screw and snap-on mounting onto 35 mm standard mounting rail
Height	57.5 mm
Width	45 mm
Depth	73 mm
Required spacing	
• for grounded parts — at the side	6 mm
• for live parts — at the side	6 mm

Connections/ Terminals:

Type of electrical connection	
<ul style="list-style-type: none"> • for auxiliary and control current circuit 	screw-type terminals
Type of connectable conductor cross-sections	
<ul style="list-style-type: none"> • for auxiliary contacts <ul style="list-style-type: none"> — single or multi-stranded — finely stranded with core end processing • at AWG conductors for auxiliary contacts 	2x (0,5 ... 1,5 mm ²), 2x (0,75 ... 2,5 mm ²), 2x 4 mm ² 2x (0.5 ... 1.5 mm ²), 2x (0.75 ... 2.5 mm ²) 2x (20 ... 16), 2x (18 ... 14), 2x 12

Safety related data:

B10 value	
<ul style="list-style-type: none"> • with high demand rate acc. to SN 31920 	1 000 000; With 0.3 x I _e
Proportion of dangerous failures	
<ul style="list-style-type: none"> • with low demand rate acc. to SN 31920 • with high demand rate acc. to SN 31920 	40 % 73 %
Failure rate [FIT]	
<ul style="list-style-type: none"> • with low demand rate acc. to SN 31920 	100 FIT
Product function	
<ul style="list-style-type: none"> • positively driven operation acc. to IEC 60947-5-1 	Yes
T1 value for proof test interval or service life acc. to IEC 61508	20 y

Certificates/approvals

General Product Approval	Functional Safety/Safety of Machinery	Declaration of Conformity
--------------------------	---------------------------------------	---------------------------



[Baumusterbescheinigung](#)



Test Certificates	Shipping Approval
-------------------	-------------------

[Typprüfbescheinigung/Werkszeugnis](#)

[spezielle Prüfbescheinigung](#)



Shipping Approval	other
-------------------	-------



[Umweltbestätigung](#)

[Bestätigungen](#)

other



Further information

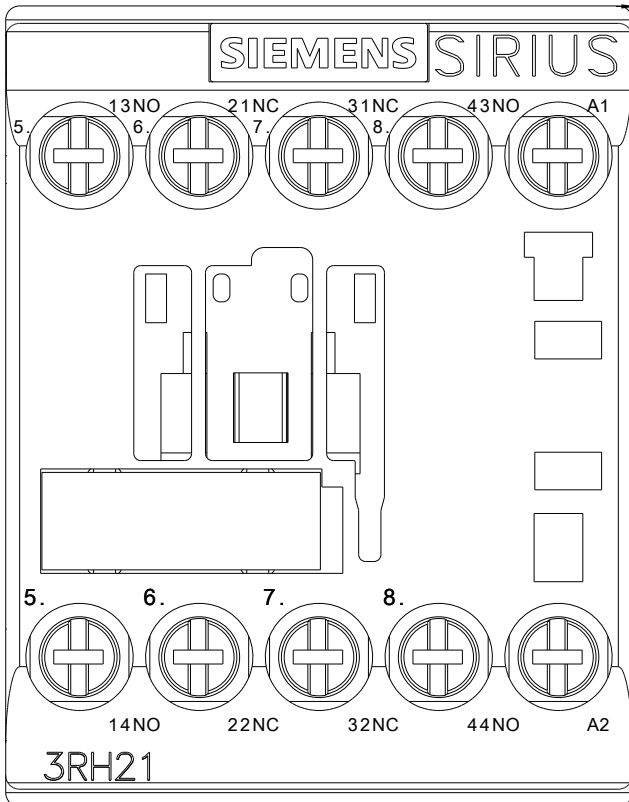
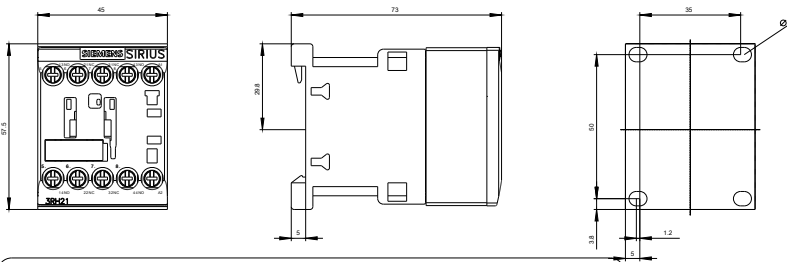
Information- and Downloadcenter (Catalogs, Brochures,...)
<http://www.siemens.com/industrial-controls/catalogs>

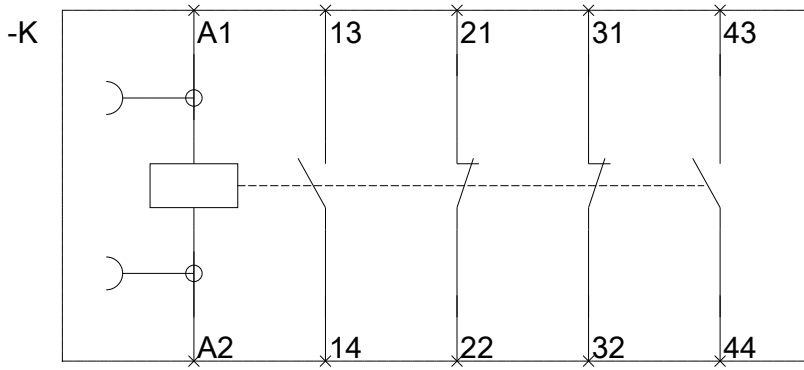
Industry Mall (Online ordering system)
<https://mall.industry.siemens.com/mall/en/en/Catalog/product?mlfb=3RH21221AB00>

Cax online generator
<http://support.automation.siemens.com/WW/CAXorder/default.aspx?lang=en&mlfb=3RH21221AB00>

Service&Support (Manuals, Certificates, Characteristics, FAQs,...)
<https://support.industry.siemens.com/cs/ww/en/ps/3RH21221AB00>

Image database (product images, 2D dimension drawings, 3D models, device circuit diagrams, EPLAN macros, ...)
http://www.automation.siemens.com/bilddb/cax_de.aspx?mlfb=3RH21221AB00&lang=en





last modified:

21.03.2016