

Cable connector - ST-3EP1N8A8K04S - 1618575

Please be informed that the data shown in this PDF Document is generated from our Online Catalog. Please find the complete data in the user's documentation. Our General Terms of Use for Downloads are valid (<http://phoenixcontact.com/download>)




Cable connector, straight, SPEEDCON locking, M17, Number of positions: 3+PE, Type of contact: Male connector, Crimp connection, shielded: yes, Cable diameter: 9 mm...11.2 mm

Why buy this product

- ✓ Reduced size: ideal for compact devices
- ✓ Consistent EMC protection for reliable connection solutions in the industrial environment
- ✓ Crimping connection: vibration- and temperature-resistant assembly
- ✓ Flexible use: reliably connect various cable diameters

Key Commercial Data

Packing unit	1 STK
GTIN	 4 046356 769051
GTIN	4046356769051
Weight per Piece (excluding packing)	33.800 g
Custom tariff number	85366990
Country of origin	Germany
Note	Made to Order (non-returnable)

Technical data

General

Note	Order information: Order crimp contacts Ø 2 mm separately
Type of locking	SPEEDCON locking
Direction of rotation of contact chamber numbering	Standard
Coding	N
Contact connection method	Crimp connection
Type of contacts	Male connector
Number of positions	4
Contact diameter of power contacts	2 mm

Cable connector - ST-3EP1N8A8K04S - 1618575

Technical data

General

Nominal current per power contact at 25°C	20 A
Contact diameter of signal contacts	2 mm
Conductor entry	9 mm ... 11.2 mm
Pg housing screw connection	none

Ambient conditions

Ambient temperature	-40 °C ... 125 °C
Degree of protection	IP67

Specifications according to DIN EN 61984:2001

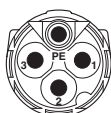
Installation height max.	3000 m
Nominal / operating voltage of power contacts	630 V
Rated surge voltage of power contacts	6 kV
Overvoltage category of power contacts	III
Degree of pollution of power contacts	3

Environmental Product Compliance

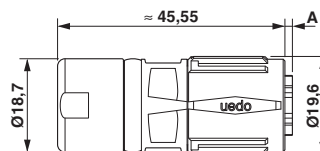
China RoHS	Environmentally Friendly Use Period = 50
	For details about hazardous substances go to tab "Downloads", Category "Manufacturer's declaration"

Drawings

Schematic diagram



Dimensional drawing



Classifications

eCl@ss

eCl@ss 4.0	272607xx
eCl@ss 4.1	27260701
eCl@ss 5.0	27260701
eCl@ss 5.1	27260701
eCl@ss 6.0	27260708
eCl@ss 7.0	27440312
eCl@ss 8.0	27440102
eCl@ss 9.0	27440103

Cable connector - ST-3EP1N8A8K04S - 1618575

Classifications

ETIM

ETIM 3.0	EC001121
ETIM 4.0	EC002635
ETIM 5.0	EC002635
ETIM 6.0	EC002061

UNSPSC

UNSPSC 6.01	43172015
UNSPSC 7.0901	43201404
UNSPSC 11	43172015
UNSPSC 12.01	43201404
UNSPSC 13.2	39121413

Approvals


Approvals


Approvals

UL Recognized / cUL Recognized / EAC / cULus Recognized

Ex Approvals

Approval details

UL Recognized		http://database.ul.com/cgi-bin/XYV/template/LISEXT/1FRAME/index.htm	FILE E 335019
mm ² /AWG/kcmil	14		
Nominal current I _N	15 A		
Nominal voltage U _N	600 V		

cUL Recognized		http://database.ul.com/cgi-bin/XYV/template/LISEXT/1FRAME/index.htm	FILE E 335019
mm ² /AWG/kcmil	14		
Nominal current I _N	15 A		
Nominal voltage U _N	600 V		

Cable connector - ST-3EP1N8A8K04S - 1618575

Approvals

EAC		B.01742
-----	--	---------

cULus Recognized		http://database.ul.com/cgi-bin/XYV/template/LISEXT/1FRAME/index.htm
------------------	--	---

Accessories

Accessories

Crimp contact

Crimp contact - ST-20KP010 - 1607655



Crimp contact, turned, Contact diameter: 2 mm, Crimp range: 0.25 mm²...1 mm²

Crimp contact - ST-20KP020 - 1607656



Crimp contact, turned, Single contact, Contact diameter: 2 mm, Crimp range: 1 mm²...2.5 mm²

Mounting material

Color-coding - ST-Z0016 - 1617993



Color-coding, Color: green

Color-coding - ST-Z0017 - 1618049



Color-coding, Color: orange

Cable connector - ST-3EP1N8A8K04S - 1618575

Accessories

Color-coding - ST-Z0018 - 1618050



Color-coding, Color: black

Protective cover

Plastic dust protection cap - ST-Z0024 - 1621904



Plastic dust protection cap for connectors with M17 Compact knurled nuts and M17 Compact SPEEDCON knurled nuts