

Matsushita Electric Industrial Co., Ltd.
Matsushita Battery Industrial Co., Ltd.

SPECIFICATIONS OF
SEALED NICKEL METAL HYDRIDE BATTERIES

FOR MESSRS :

MODEL : HHR-30SCP Y06

DATE : 31. JAN. 2001

SPECIFICATION No. : S1013180



	AMENDMENT	DATE OF ISSUE

Drawn	<i>F. Komagata</i>
Checked	<i>[Signature]</i>
Checked	<i>[Signature]</i>
Approved	<i>[Signature]</i>

APPROVED BY	SIGNATURE	DATE

4-2-2. Capacity :

Following a 16hour charge period at 300 mA, the cell shall be stored for a period of 1hour. The discharge duration shall exceed 4 hour(s) 40 min(s) when discharged at 600 mA down to a terminal voltage of 1.0 V. The capacity returned may not initially attain the specified value following the first charge - discharge cycle. In this event, the test may be repeated a further two or three times to attain the specified value.

4-2-3. Open circuit voltage : (O.C.V.)

Following a 16hour charge period at 300 mA, the open circuit voltage of the cell or battery shall be checked within 1hour. The O.C.V. shall exceed 1.25 V per cell.

4-2-4. Closed circuit voltage : (C.C.V.)

Following a 16hour charge period at 300 mA, the closed circuit voltage of the cell or battery shall be checked with a 0.40 Ω per cell load within 1hour. The C.C.V. shall exceed 1.2 V per cell within 1sec.

4-2-5. Internal impedance :

Following a 16hour charge period at 300 mA, the Internal impedance of the cell or battery shall be checked at 1000 Hz within 1hour. The internal impedance shall be less than 7 m Ω per cell.

4-2-6. High rate discharge :

Following a 16hour charge period at 300 mA, the cell or battery shall be stored for a period of 1hour. The discharge duration shall exceed 46 min(s) when discharged at 3000 mA.

4-2-7. Low temperature discharge :

Following a 16hour charge period at 300 mA, the cell or battery shall be stored for a period of 24hours at $0^{\circ}\text{C}\pm 2^{\circ}\text{C}$. The discharge duration shall exceed 2 hour(s) 48 min(s) when discharged at 600 mA at ambient temperature of $0^{\circ}\text{C}\pm 2^{\circ}\text{C}$.

4-2-8. Self discharge :

Following a 16hour charge period at 300 mA, the cell or battery shall be stored on open circuit for a period of 28 days. The subsequent discharge duration shall exceed 3 hour(s) 02 min(s) when discharged at 600 mA.

4-2-9. Storage :

The cell shall be stored on open circuit for a period of 12months at discharged state. Following completion of the storage period, the cell shall be charged for 16hours at 300 mA. The subsequent discharge duration shall exceed 3 hour(s) 58 min(s) when discharged at 600 mA. The test may be repeated a further two or three times to reach the specified capacity.

4-2-10. Over-charge # 1 :

Following a 48hour continuous overcharge period at 300 mA, the cell or battery shall be stored for a period of 1hour. The subsequent battery discharge duration shall exceed 4 hour(s) 40 min(s) when discharged at 600 mA. The cell or battery shall not be externally deformed and no leakage of electrolyte in liquid form shall be observed.

4-2-11. Life time (Based on IEC) :

Based on 50 charge -discharge cycles as outlined in the table below, the discharge time of the 50th, 100th, 150th, 200th, 250th, 300th, 350th, 400th, 450th and 500th shall exceed 2 hour(s) 48 min(s). (Ambient temperature is $20^{\circ}\text{C}\pm 5^{\circ}\text{C}$)

Test condition :

Cycle number	Charge	Rest	Discharge
1	300 mA for 16 hours	none	750 mA for 2.33hours
2~48	750 mA for 3.17hours	none	750 mA for 2.33hours
49	750 mA for 3.17hours	none	750 mA to 1.0 V per cell
50	300 mA for 16 hours	1-4h	600 mA to 1.0 V per cell

4-2-12. Life time (Rapid charge) :

For the 300th cycle the cell or battery shall supply more than 35 min(s) under the following test conditions.

Test conditions :

charge	using the rapid charge condition specified in clauses "2.RATINGS"
discharge	3000 mA to 1.0 V per cell

4-2-13. Humidity :

No leakage of electrolyte in liquid form shall be observed during 14days of storage under the following storage conditions :

33 °C±3 °C (91.4 °F±5.4 °F) Relative humidity of 80 %±5 %. (Salting is permitted)

4-2-14. Vibration :

Following vibration tests over an amplitude of 4 mm (0.1575 inches) at a frequency of 16.7 Hz (1000 cycles per minute) and repeated through any axes during 60mins, the discharge duration shall exceed 4 hour(s) 40 min(s) when discharged at 600 mA and the cell or battery shall not be externally deformed and no leakage of electrolyte in liquid form shall be observed.

4-2-15. Free falling : (Drop)

Following a drop test from 450 mm(17.717 inches) on to a hard-wood board in a vertical axis 2 times on each of 2 mutually perpendicular axes, the discharge duration shall exceed 4 hour(s) 40 min(s) when discharged at 600 mA and the cell or battery shall not be externally deformed and no leakage of electrolyte in liquid form shall be observed.

4-2-16. Short :

The cell or battery shall not explode during or at the end of a 1hour short-circuit test. However, leakage of electrolyte, external deformation or outer sleeve cracking is permitted.

4-2-17. Incorrect polarity charging :

The cell or battery shall not explode during or at the end of a 1hour period of incorrect polarity charging at 3000 mA. However, leakage of electrolyte, external deformation or outer sleeve cracking is permitted.

4-2-18. Over charge # 2 :

The cell or battery shall not explode during or at the end of a 5hour charging period at 3000 mA. However, leakage of electrolyte, external deformation or outer sleeve cracking is permitted.

5. OTHERS

5-1. The cell or battery shall be charged state at shipping.

5-2. Cut-off voltage :

○We recommend a cut-off voltage of 1.0 to 1.1 V per cell.

○If the cut-off voltage is above 1.1 V per cell, the battery may be underutilized resulting in insufficient use of the available capacity.

○If the cell voltage drops below 1.0 V per cell, the battery may become over discharged or reverse charged.

* In case of over 20 mA discharge a cut-off voltage should be 0.8 V per cell.

Specification can be changed upon mutual agreement between

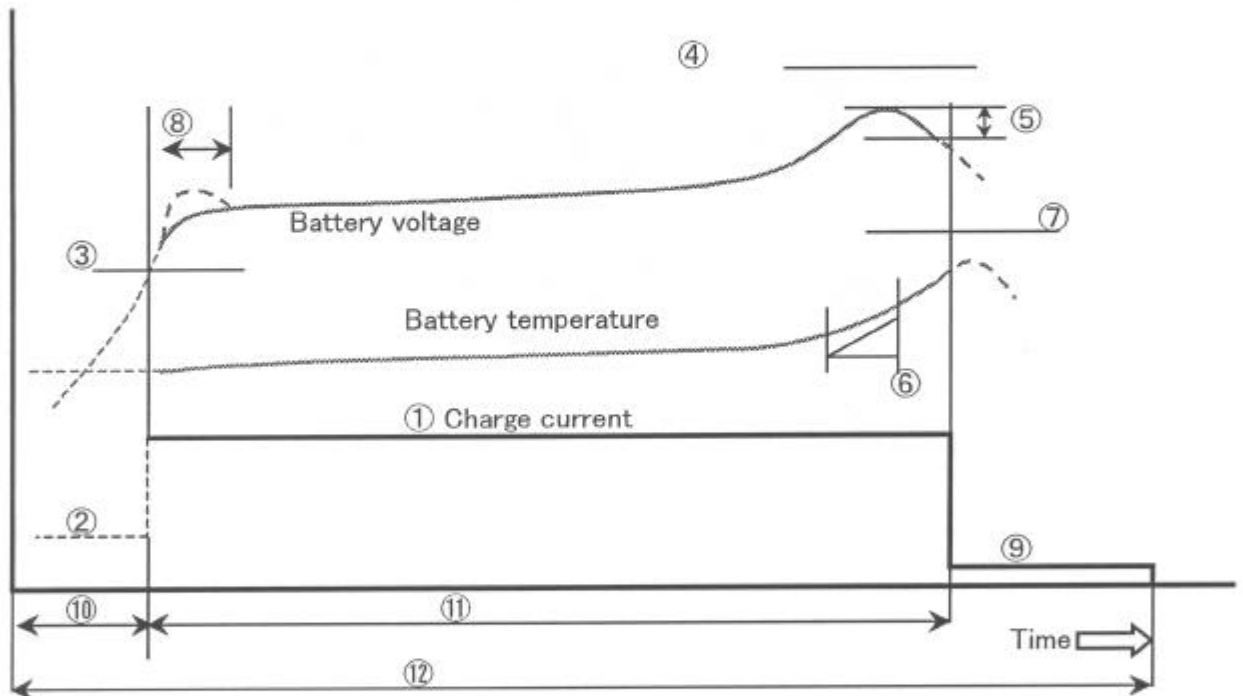
METABO

and Matsushita Battery Industrial Co., Ltd.

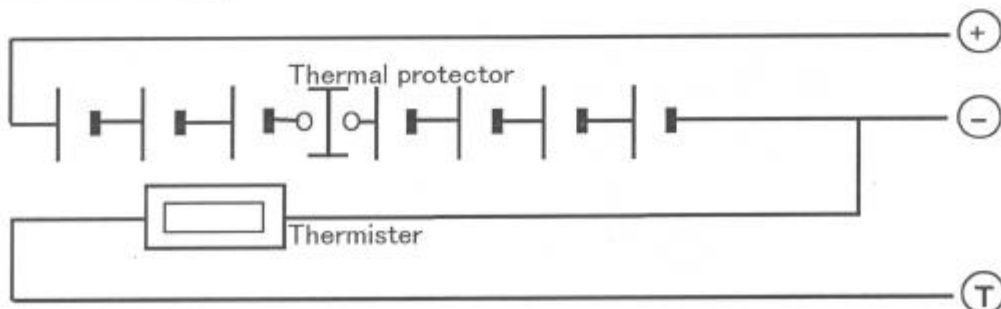
Ni-MH Battery ; Example on rapid charge system

1. Basic charge system

① Rapid charge current	: 0.5C to 1.0C mA
② Charge current to voltage for rapid charge	: 0.2C to 0.3C mA
③ Start voltage of rapid charge	: above 0.8 V per cell
④ Upper limit voltage (to trickle charge)	: 1.8 V per cell
⑤ Value of minus delta V (-ΔV)	: 5 to 10 mV per cell
⑥ Temperature increase rate (dT/dt)	: 1 to 2 °C/min
⑦ Upper limit temperature (Tco)	: 60 °C
⑧ Initial non-detection timer of minus delta V(-ΔV)	: 5 to 10 min
⑨ Trickle charge current	: 1/20C to 1/30C mA
⑩ Transfer timer to rapid charge	: 60 min
⑪ Total rapid charge timer	: 1.5 h
⑫ Total charge timer	: 10 to 20 h
⑬ Ambient temperature for rapid charge	: 0 to 40 °C

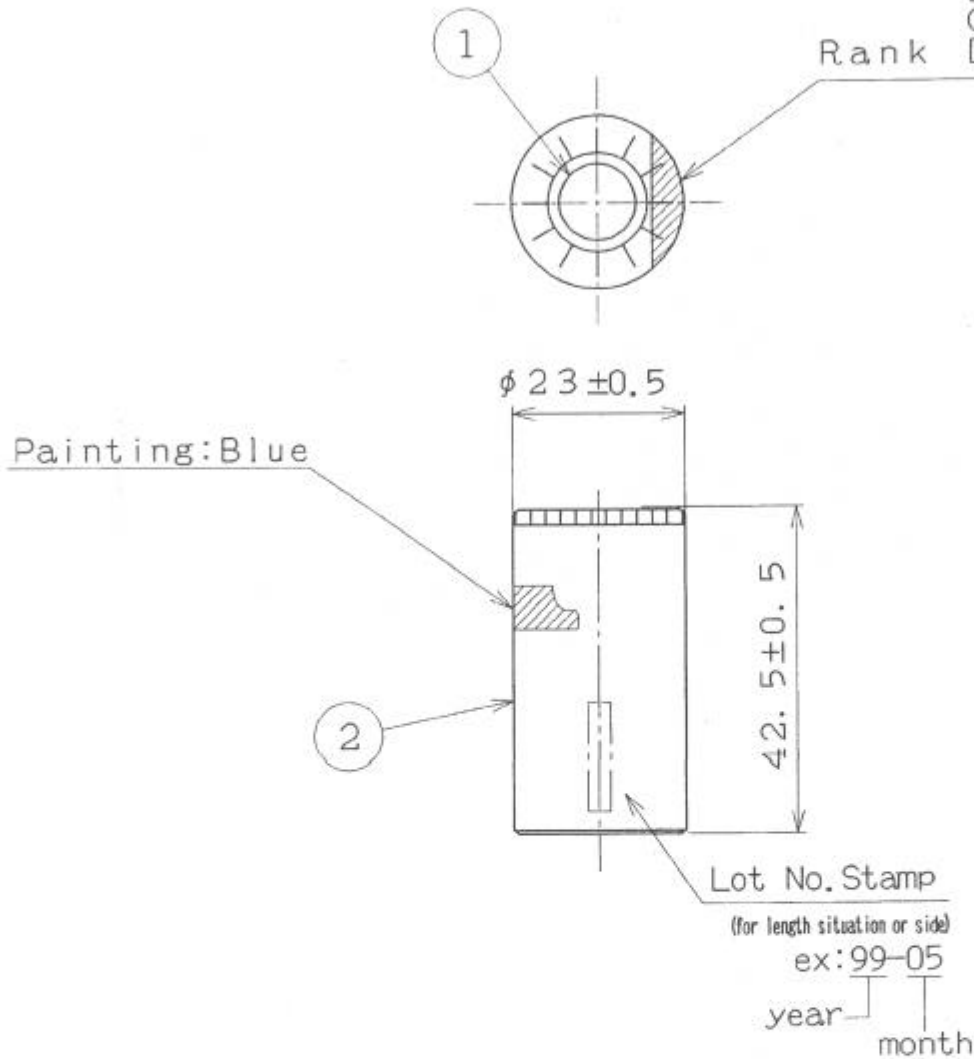


2. Basic pack circuit



Commercial Tolerance	Sym.	Date	Revision	Drawn	Checked	Approved
	△					

Rank
A: Red
B: Green
C: Black
D: Blue



Nominal voltage 1.2 V
Rated capacity 2800 mAh
(Minimum)
Average capacity 3050 mAh
(for reference only)
Approx. weight 55 g

2	Sleeve	Paper	1		
1	Battery	HHR-300SCP	1		
Sym.	Item or Code No.	Material & Size	qt.	Process	Remark

					Name	Sealed Nickel Metal Hydraid Battery HHR-30SCP Y06
Scale	Designed	Drawn	Checked	Approved	No.	C21302394-1
1/1	KUMAGAI 24 FEB 99	KUMAGAI 24 FEB 99	<i>f. katsumata</i>	<i>M. Tanaka</i>		