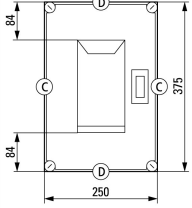
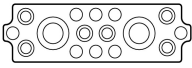
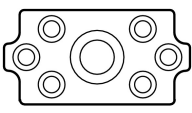




**Ci43 individual enclosure; including one NH00 disconnecter**

**Part no. XNH00-CI43E-G**  
**Catalog No. 184458**

## Delivery program

Dimensions		mm	
Product range			Ci insulated enclosures
Basic function			Enclosures with devices fitted
Product function			Individual enclosures with NH fuse switch-disconnectors
Single unit/Complete unit			Stand-alone device
Degree of Protection			IP65
Description			Metric cable entry knockouts in all sides Integrated pressure-relief mechanism for short-circuits Fuse switch-disconnector fitted to steel mounting plate Fixing straps for wall fixing Sealable cover fasteners
Type cover			Transparent
Information about equipment supplied			Terminal for connecting the 4th conductor (PEN)
Width		mm	250
Height		mm	375
Depth		mm	150
Rated operational current	$I_e$	A	160
Rated operational voltage	$U_e$	V AC	690
Fuse cartridge		Size	NH00
5 <sup>th</sup> conductor can be retrofitted			K95/1N/BR
<b>Notes</b>			
<b>C</b>			
	2 x M50/20		
	6 x M25/16		
	8 x M20		
<b>D</b>			
	1 x M50/32		
	6 x M25/16		

## Additional product information (links)

<b>AWA32-567 Ci insulated enclosure</b>	
AWA32-567 Ci insulated enclosure	<a href="ftp://ftp.moeller.net/DOCUMENTATION/AWA_INSTRUCTIONS/05670392.pdf">ftp://ftp.moeller.net/DOCUMENTATION/AWA_INSTRUCTIONS/05670392.pdf</a>
<b>IL0131109ZU Fuse switch-disconnector XNH</b>	
IL0131109ZU Fuse switch-disconnector XNH	<a href="ftp://ftp.moeller.net/DOCUMENTATION/AWA_INSTRUCTIONS/IL0131109ZU2015_11.pdf">ftp://ftp.moeller.net/DOCUMENTATION/AWA_INSTRUCTIONS/IL0131109ZU2015_11.pdf</a>
Manufacturer's Declaration CI-RoHS	<a href="ftp://ftp.moeller.net/DOCUMENTATION/PDF/2013-01-31_Ci_RoHS.pdf">ftp://ftp.moeller.net/DOCUMENTATION/PDF/2013-01-31_Ci_RoHS.pdf</a>
Declaration of conformity	<a href="ftp://ftp.moeller.net/DOCUMENTATION/PDF/ci_ce.pdf">ftp://ftp.moeller.net/DOCUMENTATION/PDF/ci_ce.pdf</a>