



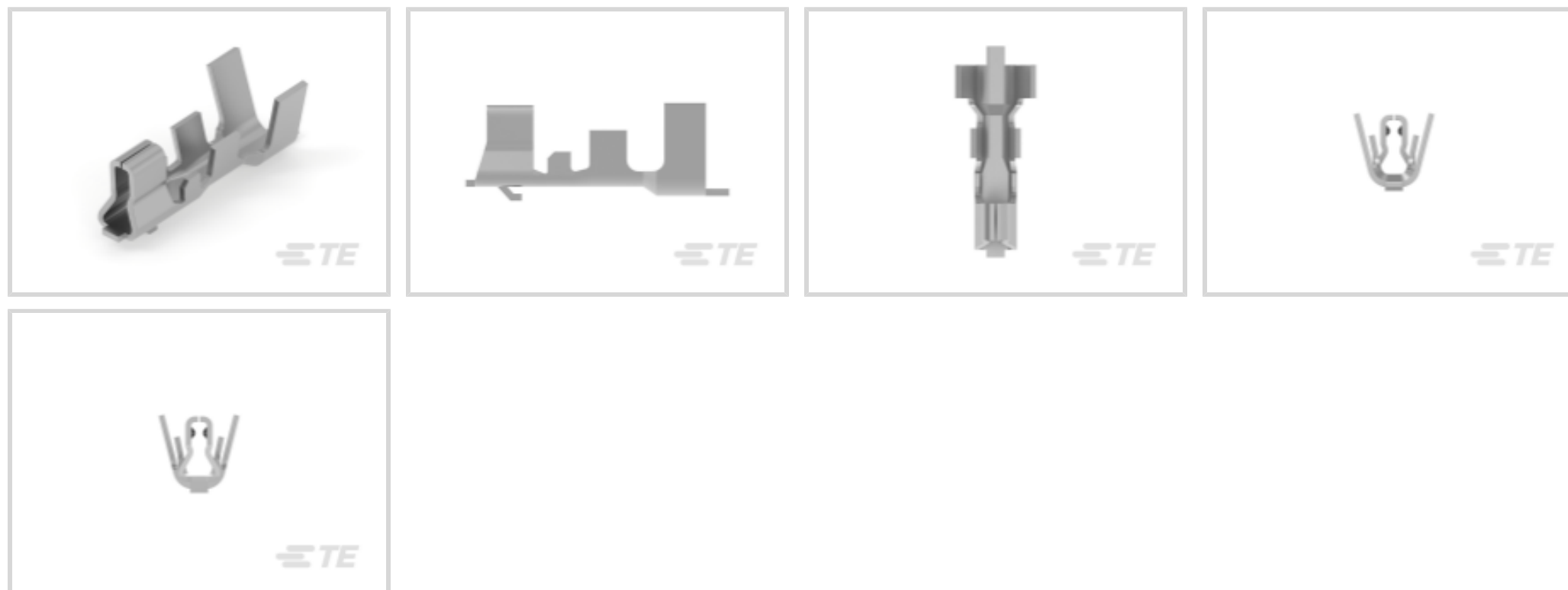
HPI

TE Internal #: 2380403-1

HPI, Housing, Receptacle, Wire-to-Board, 13 Position, 1.25 mm [.049 in] Centerline, Crimp, 1 Row, Black, Mating Retention, Wire & Cable

[View on TE.com >](#)

Connectors > PCB Connectors > Wire-to-Board Connectors > Wire-to-Board Connector Assemblies & Housings



Connector Product Type: **Housing**

Connector & Housing Type: **Receptacle**

Connector System: **Wire-to-Board**

Number of Positions: **13**

Centerline (Pitch): **1.25 mm [.049 in]**

Features

Product Type Features

| | |
|-----------------------------------|---------------|
| Connector Product Type | Housing |
| Connector & Housing Type | Receptacle |
| Connector System | Wire-to-Board |
| Sealable | No |
| Connector & Contact Terminates To | Wire & Cable |

Configuration Features

| | |
|---------------------|----|
| Number of Positions | 13 |
| Number of Rows | 1 |

Electrical Characteristics

| | |
|---------------------------------------|---------|
| Termination Resistance | 20 mΩ |
| Dielectric Withstanding Voltage (Max) | 500 VAC |
| Insulation Resistance | 100 MΩ |
| Operating Voltage | 50 V |

Contact Features



| | |
|------------------------------|-----|
| Contact Current Rating (Max) | 1 A |
|------------------------------|-----|

Termination Features

| | |
|------------------------------------|-------|
| Termination Method to Wire & Cable | Crimp |
|------------------------------------|-------|

Mechanical Attachment

| | |
|---------------|---------|
| Strain Relief | Without |
|---------------|---------|

| | |
|---------------------|---------|
| Panel Mount Feature | Without |
|---------------------|---------|

| | |
|---------------------|---------|
| PCB Mount Retention | Without |
|---------------------|---------|

| | |
|------------------|------|
| Mating Retention | With |
|------------------|------|

| | |
|-------------------------|----------------------------|
| Connector Mounting Type | Cable Mount (Free-Hanging) |
|-------------------------|----------------------------|

Housing Features

| | |
|-----------------------------|------------------|
| Housing Entry Configuration | Both Ends Closed |
|-----------------------------|------------------|

| | |
|------------------|----------|
| Housing Material | 66 Nylon |
|------------------|----------|

| | |
|--------------------|-------------------|
| Centerline (Pitch) | 1.25 mm [.049 in] |
|--------------------|-------------------|

| | |
|---------------|-------|
| Housing Color | Black |
|---------------|-------|

Dimensions

| | |
|--|-------------|
| Accepts Wire Insulation Diameter Range | .7 – 1.1 mm |
|--|-------------|

| | |
|-----------|--------------------------|
| Wire Size | .05 – .2 mm ² |
|-----------|--------------------------|

Usage Conditions

| | |
|-----------------------------|-----------------------------|
| Operating Temperature Range | -40 – 105 °C [-40 – 221 °F] |
|-----------------------------|-----------------------------|

Operation/Application

| | |
|---------------------|----------------|
| Circuit Application | Power & Signal |
|---------------------|----------------|

Industry Standards

| | |
|------------------|-------------------------------|
| Glow Wire Rating | Standard Part - Not Glow Wire |
|------------------|-------------------------------|

| | |
|------------------------|----------|
| UL Flammability Rating | UL 94V-0 |
|------------------------|----------|

Packaging Features

| | |
|--------------------|------|
| Packaging Quantity | 1000 |
|--------------------|------|

| | |
|------------------|-----------|
| Packaging Method | Bag & Box |
|------------------|-----------|

Product Compliance

[For compliance documentation, visit the product page on TE.com>](#)

| | |
|------------------------------|---------------------------|
| EU RoHS Directive 2011/65/EU | Compliant with Exemptions |
|------------------------------|---------------------------|



EU ELV Directive 2000/53/EC

Not Yet Reviewed

China RoHS 2 Directive MIIT Order No 32, 2016

Restricted Materials Above Threshold

EU REACH Regulation (EC) No. 1907/2006

Current ECHA Candidate List: JAN 2022 (223)

Candidate List Declared Against: JUL 2021 (219)

SVHC > Threshold:

Pb (4% in Component Part)

Article Safe Usage Statements:

Do not eat, drink or smoke when using this product. Wash thoroughly after handling. Recycle if possible and dispose of the article by following all applicable governmental regulations relevant to your geographic location.

Halogen Content

Low Halogen - Br, Cl, F, I < 900 ppm per homogenous material. Also BFR/CFR/PVC Free

Solder Process Capability

Not reviewed for solder process capability

Product Compliance Disclaimer

This information is provided based on reasonable inquiry of our suppliers and represents our current actual knowledge based on the information they provided. This information is subject to change. The part numbers that TE has identified as EU RoHS compliant have a maximum concentration of 0.1% by weight in homogenous materials for lead, hexavalent chromium, mercury, PBB, PBDE, DBP, BBP, DEHP, DIBP, and 0.01% for cadmium, or qualify for an exemption to these limits as defined in the Annexes of Directive 2011/65/EU (RoHS2). Finished electrical and electronic equipment products will be CE marked as required by Directive 2011/65/EU. Components may not be CE marked. Additionally, the part numbers that TE has identified as EU ELV compliant have a maximum concentration of 0.1% by weight in homogenous materials for lead, hexavalent chromium, and mercury, and 0.01% for cadmium, or qualify for an exemption to these limits as defined in the Annexes of Directive 2000/53/EC (ELV). Regarding the REACH Regulation, the information TE provides on SVHC in articles for this part number is based on the latest European Chemicals Agency (ECHA) 'Guidance on requirements for substances in articles' posted at this URL: <https://echa.europa.eu/guidance-documents/guidance-on-reach>

Compatible Parts



TE Part # 1-2380312-0
1.5P 10POS WTB CABLE HOUSING WITH LATCH



TE Part # 1-2380312-1
1.5P 11POS WTB CABLE HOUSING WITH LATCH



TE Part # 1-2380312-2
1.5P 12POS WTB CABLE HOUSING WITH LATCH



TE Part # 1-2380312-3
1.5P 13POS WTB CABLE HOUSING WITH LATCH



TE Part # 1-2380312-4
1.5P 14POS WTB CABLE HOUSING WITH LATCH



TE Part # 1-2380312-5
1.5P 15POS WTB CABLE HOUSING WITH LATCH



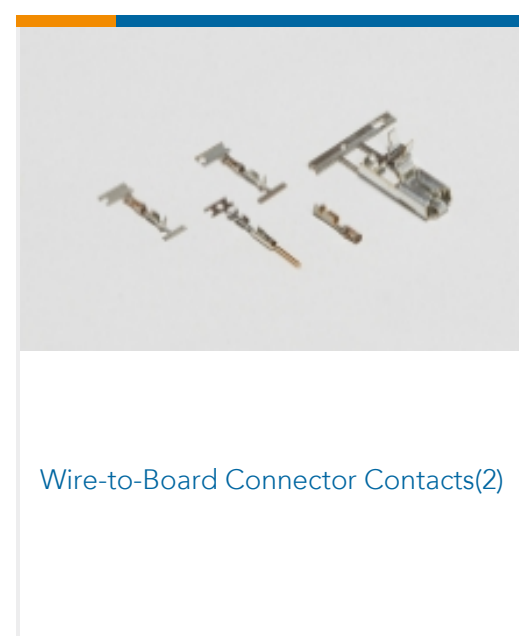
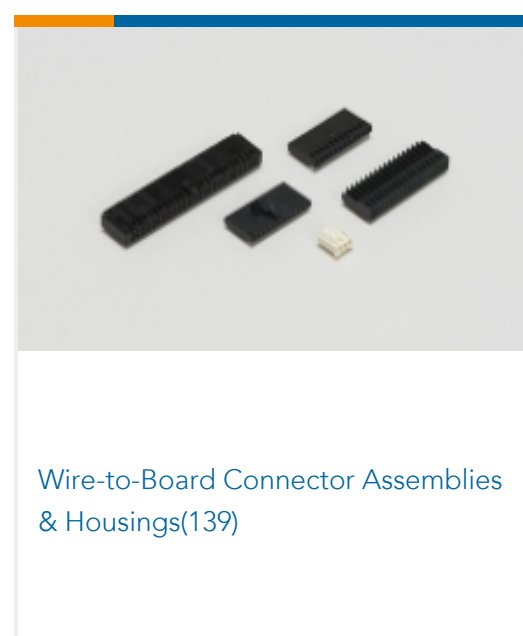
TE Part # 2380312-2
1.5P 2POS WTB CABLE HOUSING WITH LATCH



TE Part # 2380312-3
1.5P 3POS WTB CABLE HOUSING WITH LATCH



Also in the Series | HPI



Documents

CAD Files

3D PDF

3D

Customer View Model

[ENG_CVM_CVM_2380403-1_1.2d_dxf.zip](#)

English

Customer View Model

[ENG_CVM_CVM_2380403-1_1.3d_igs.zip](#)

English

Customer View Model

[ENG_CVM_CVM_2380403-1_1.3d_stp.zip](#)

English

By downloading the CAD file I accept and agree to the [Terms and Conditions](#) of use.

Product Specifications

[Product Specification](#)

2380403-1

HPI, Housing, Receptacle, Wire-to-Board, 13 Position, 1.25 mm [.049 in] Centerline,
Crimp, 1 Row, Black, Mating Retention, Wire & Cable



English