

86 mm sq.

1.8°/step RoHS

Bipolar winding, Lead wire type
 Bipolar winding, Lead wire type CE/UL model
 Bipolar winding, Terminal block type CE/UL model
 Unipolar winding, Lead wire type ▶ p. 62
 Unipolar winding, Lead wire type CE/UL model ▶ p. 62

Customizing

Hollow Shaft modification
Encoder

Varies depending on the model number and quantity. Contact us for details.

Bipolar winding, Lead wire type

Model no.		Holding torque at 2-phase energization N·m min.	Rated current A/phase	Wiring resistance Ω/phase	Winding inductance mH/phase	Rotor inertia ×10 ⁻⁴ kg·m ²	Mass kg	Motor length (L) mm
Single shaft	Dual shaft							
SH2861-5041	SH2861-5011	3.3	2	2.2	15	1.48	1.75	66
SH2861-5141	SH2861-5111	3.3	4	0.56	3.7	1.48	1.75	66
SH2861-5241	SH2861-5211	3.3	6	0.29	1.7	1.48	1.75	66
SH2862-5041	SH2862-5011	6.4	2	3.2	25	3.0	2.9	96.5
SH2862-5141	SH2862-5111	6.4	4	0.83	6.4	3.0	2.9	96.5
SH2862-5241	SH2862-5211	6.4	6	0.36	2.8	3.0	2.9	96.5
SH2863-5041	SH2863-5011	9	2	4.0	32	4.5	4.0	127
SH2863-5141	SH2863-5111	9	4	1.0	7.9	4.5	4.0	127
SH2863-5241	SH2863-5211	9	6	0.46	3.8	4.5	4.0	127

Bipolar winding, Lead wire type CE/UL model

Model no.		Holding torque at 2-phase energization N·m min.	Rated current A/phase	Wiring resistance Ω/phase	Winding inductance mH/phase	Rotor inertia ×10 ⁻⁴ kg·m ²	Mass kg	Motor length (L) mm
Single shaft	Dual shaft							
SM2861-5051	SM2861-5021	3.3	2	2.2	15	1.48	1.75	66
SM2861-5151	SM2861-5121	3.3	4	0.56	3.7	1.48	1.75	66
SM2861-5251	SM2861-5221	3.3	6	0.29	1.7	1.48	1.75	66
SM2862-5051	SM2862-5021	6.4	2	3.2	25	3.0	2.9	96.5
SM2862-5155	SM2862-5121	6.4	4	0.83	6.4	3.0	2.9	96.5
SM2862-5255	SM2862-5225	6.4	6	0.36	2.8	3.0	2.9	96.5
SM2863-5051	SM2863-5021	9	2	4.0	32	4.5	4.0	127
SM2863-5151	SM2863-5121	9	4	1.0	7.9	4.5	4.0	127
SM2863-5251	SM2863-5221	9	6	0.46	3.8	4.5	4.0	127

Bipolar winding, Terminal block type CE/UL model

Model no.		Holding torque at 2-phase energization N·m min.	Rated current A/phase	Wiring resistance Ω/phase	Winding inductance mH/phase	Rotor inertia ×10 ⁻⁴ kg·m ²	Mass kg	Motor length (L) mm
Single shaft								
SM2861-5066		3.3	2	2.03	15	1.48	1.9	97.9
SM2861-5166		3.3	4	0.52	3.7	1.48	1.9	97.9
SM2861-5266		3.3	6	0.27	1.7	1.48	1.9	97.9
SM2862-5066		6.4	2	3.08	25	3.0	3.05	128.4
SM2862-5166		6.4	4	0.79	6.4	3.0	3.05	128.4
SM2862-5266		6.4	6	0.33	2.8	3.0	3.05	128.4
SM2863-5066		9	2	3.83	32	4.5	4.15	158.8
SM2863-5166		9	4	0.96	7.9	4.5	4.15	158.8
SM2863-5266		9	6	0.48	3.8	4.5	4.15	158.8

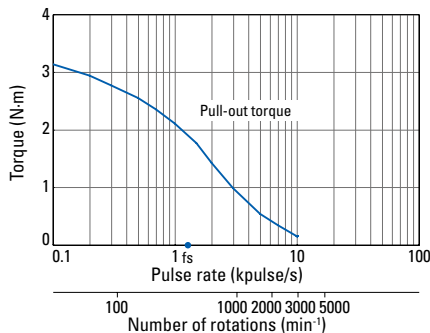
Characteristics diagram

SH2861-5041
SH2861-5011

SM2861-5051
SM2861-5021

SM2861-5066

Constant current circuit
 Source voltage: 100 VAC
 Operating current:
 2 A/phase, 2-phase
 energization (full-step)
 Pull-out torque:
 $J_L=15.3 \times 10^{-4} \text{kg} \cdot \text{m}^2$ (use the
 rubber coupling)
 fs: Maximum self-start
 frequency when not
 loaded

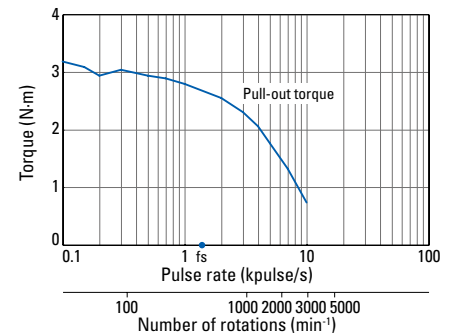


SH2861-5141
SH2861-5111

SM2861-5151
SM2861-5121

SM2861-5166

Constant current circuit
 Source voltage: 100 VAC
 Operating current:
 4 A/phase, 2-phase
 energization (full-step)
 Pull-out torque:
 $J_L=15.3 \times 10^{-4} \text{kg} \cdot \text{m}^2$ (use the
 rubber coupling)
 fs: Maximum self-start
 frequency when not
 loaded



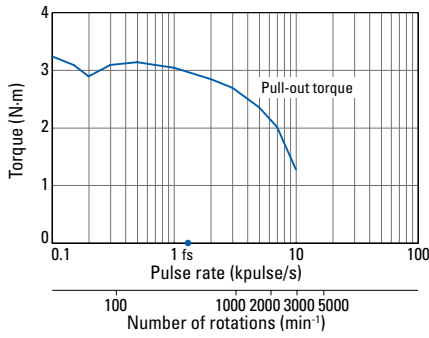
Characteristics diagram

SH2861-5241
SH2861-5211

SM2861-5251
SM2861-5221

SM2861-5266

Constant current circuit
Source voltage: 100 VAC
Operating current:
6 A/phase, 2-phase
energization (full-step)
Pull-out torque:
 $J_L=15.3 \times 10^{-4} \text{kg} \cdot \text{m}^2$ (use the
rubber coupling)
fs: Maximum self-start
frequency when not
loaded

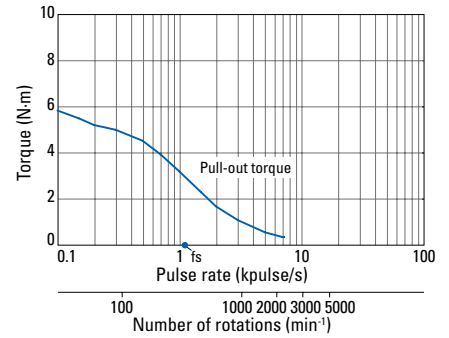


SH2862-5041
SH2862-5011

SM2862-5051
SM2862-5021

SM2862-5066

Constant current circuit
Source voltage: 100 VAC
Operating current:
2 A/phase, 2-phase
energization (full-step)
Pull-out torque:
 $J_L=15.3 \times 10^{-4} \text{kg} \cdot \text{m}^2$ (use the
rubber coupling)
fs: Maximum self-start
frequency when not
loaded

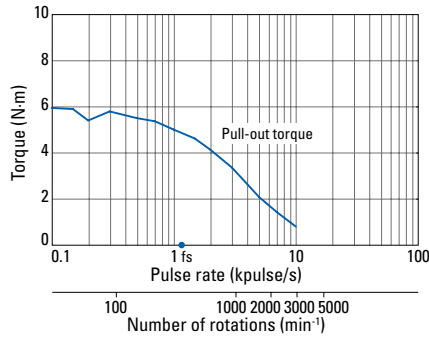


SH2862-5141
SH2862-5111

SM2862-5155
SM2862-5121

SM2862-5166

Constant current circuit
Source voltage: 100 VAC
Operating current:
4 A/phase, 2-phase
energization (full-step)
Pull-out torque:
 $J_L=15.3 \times 10^{-4} \text{kg} \cdot \text{m}^2$ (use the
rubber coupling)
fs: Maximum self-start
frequency when not
loaded

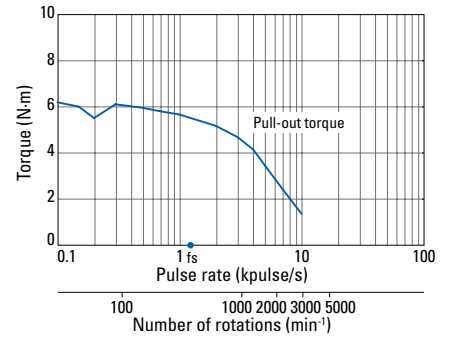


SH2862-5241
SH2862-5211

SM2862-5255
SM2862-5225

SM2862-5266

Constant current circuit
Source voltage: 100 VAC
Operating current:
6 A/phase, 2-phase
energization (full-step)
Pull-out torque:
 $J_L=15.3 \times 10^{-4} \text{kg} \cdot \text{m}^2$ (use the
rubber coupling)
fs: Maximum self-start
frequency when not
loaded

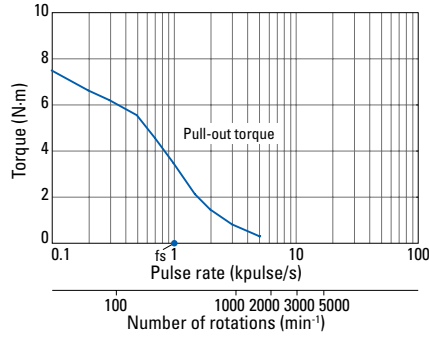


SH2863-5041
SH2863-5011

SM2863-5051
SM2863-5021

SM2863-5066

Constant current circuit
Source voltage: 100 VAC
Operating current:
2 A/phase, 2-phase
energization (full-step)
Pull-out torque:
 $J_L=44 \times 10^{-4} \text{kg} \cdot \text{m}^2$ (use the
rubber coupling)
fs: Maximum self-start
frequency when not
loaded

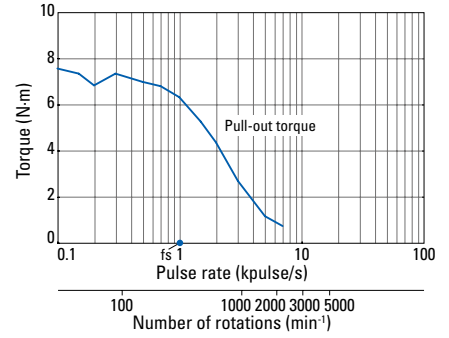


SH2863-5141
SH2863-5111

SM2863-5151
SM2863-5121

SM2863-5166

Constant current circuit
Source voltage: 100 VAC
Operating current:
4 A/phase, 2-phase
energization (full-step)
Pull-out torque:
 $J_L=44 \times 10^{-4} \text{kg} \cdot \text{m}^2$ (use the
rubber coupling)
fs: Maximum self-start
frequency when not
loaded

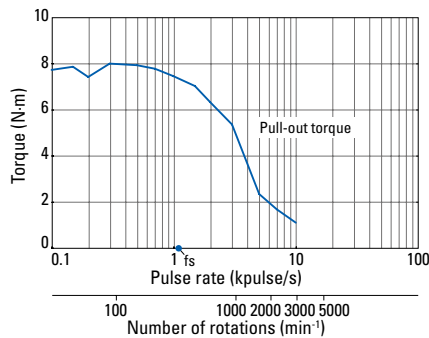


SH2863-5241
SH2863-5211

SM2863-5251
SM2863-5221

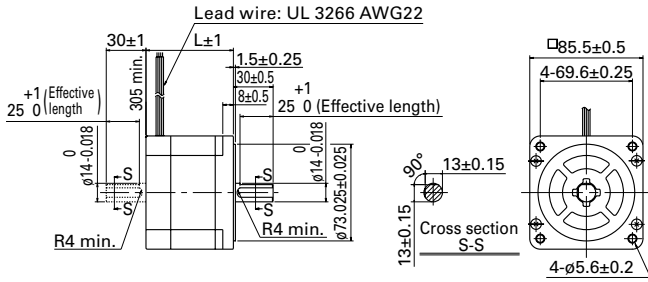
SM2863-5266

Constant current circuit
Source voltage: 100 VAC
Operating current:
6 A/phase, 2-phase
energization (full-step)
Pull-out torque:
 $J_L=44 \times 10^{-4} \text{kg} \cdot \text{m}^2$ (use the
rubber coupling)
fs: Maximum self-start
frequency when not
loaded

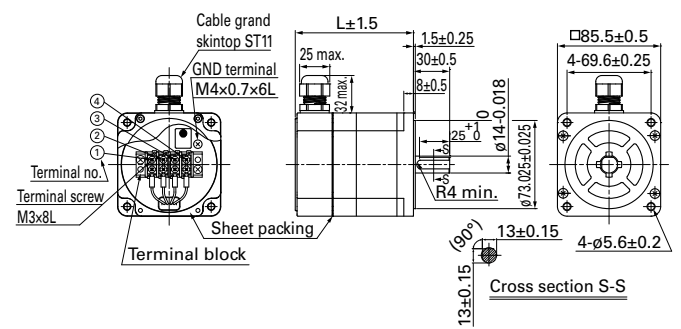


Dimensions (Unit: mm)

Lead wire type



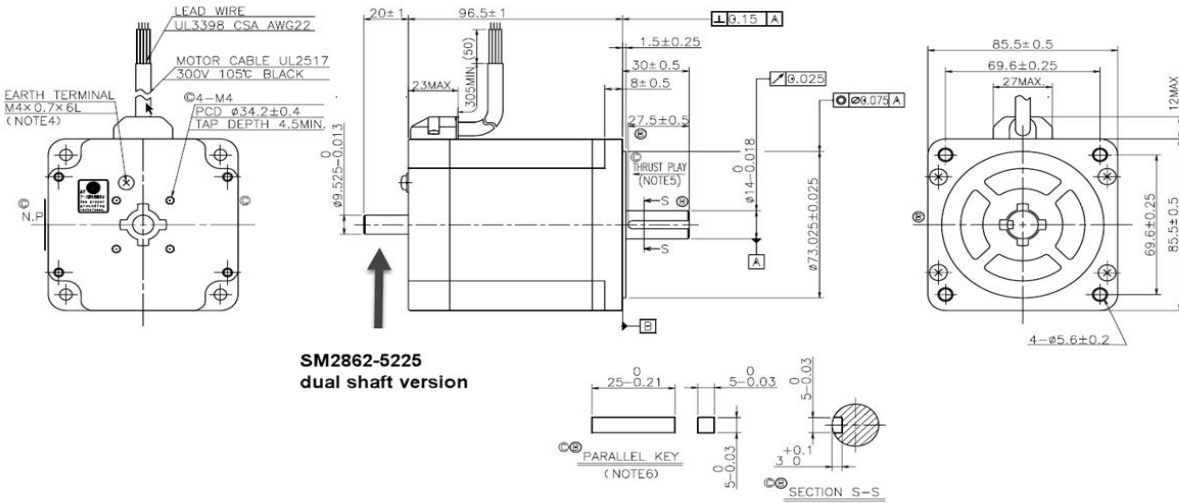
Terminal block type CE/UL model



Lead wire type CE/UL model

Drawings for model numbers :

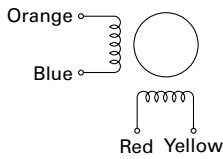
- SM2862-5155 4A/phase single shaft
- SM2862-5255 6A/phase single shaft
- SM2862-5225 6A/phase dual shaft



SM2862-5225
dual shaft version

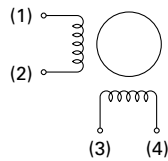
Internal wiring

Lead wire type



Terminal block type

() terminal block number



Compatible drivers

Driver is not included.

If you require assistance finding a driver, contact us for details.

