



Model number

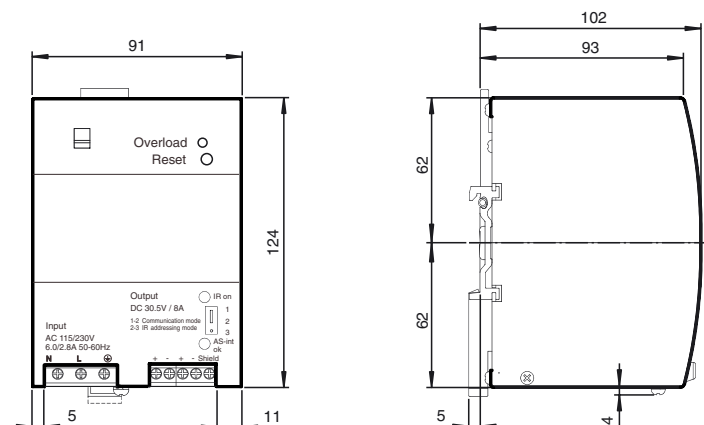
VAN-115/230AC-K16

AS-Interface power supply, data decoupling, 8 A

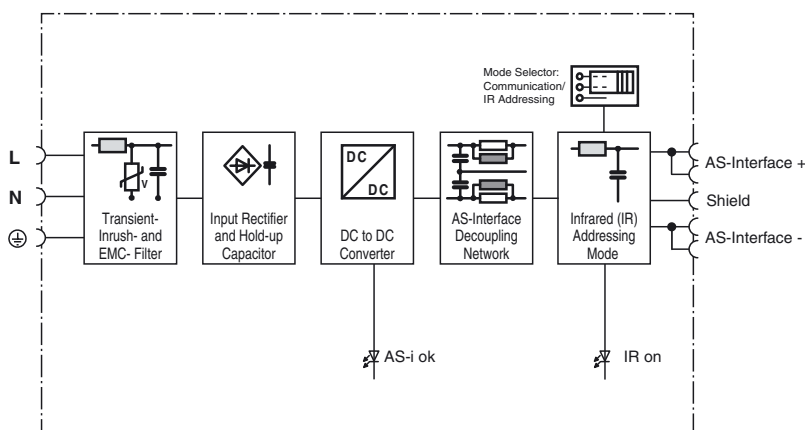
Features

- AS-Interface certificate
- PELV/SELV
- LED operating display
- 8 A output load
- 115 V AC / 230 V AC switchable
- AS-Interface data decoupling
- Overload protection using FUSE mode

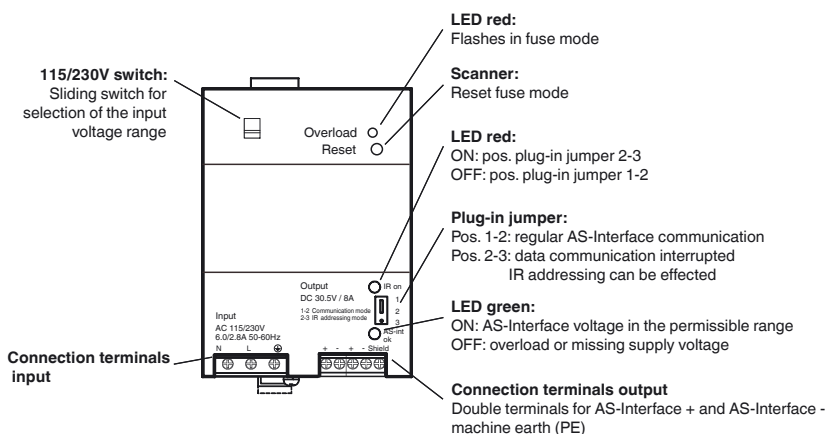
Dimensions



Electrical connection



Indicating / Operating means



Release date: 2015-02-04 13:41 Date of issue: 2015-02-20 129377_eng.xml

Refer to "General Notes Relating to Pepperl+Fuchs Product Information".

Pepperl+Fuchs Group
www.pepperl-fuchs.com

USA: +1 330 486 0001
fa-info@us.pepperl-fuchs.com

Germany: +49 621 776 4411
fa-info@de.pepperl-fuchs.com

Singapore: +65 6779 9091
fa-info@sg.pepperl-fuchs.com

Technical data**General specifications**

UL File Number	E223176
----------------	---------

Indicators/operating means

Reset push-button switch	FUSE mode reset
Power selection switch	changeover switch for 115 V AC/230 V AC
LED Overload	red LED, flashes in the FUSE mode
LED IR on	red LED: ON: Plug-in jumper position 2-3 OFF: Plug-in jumper position 1-2
Plug-in jumper	Position 1-2: Communication Mode Position 2-3: IR addressing
LED AS-i ok	operating display; LED green

Electrical specifications

Fusing	T8A/250 V AC HBC (not accessible)
Capacity factor	> 0.5
Rated operating voltage	U_e nominal: 100 ... 120 V AC/220 ... 240 V AC (front end selectable) permissible: 85 ... 132 V AC/184 ... 264 V AC/230 ... 375 V DC
Rated operating current	I_e 6.0 A (Switch position 115 V) 2.8 A (Switch position 230 V)
Supply frequency	47 ... 63 Hz or DC
Efficiency	typ. 92 % (at 230 V AC/8 A)
Surge protection	limited to max. 55 V

Output

Short-circuit protection/overload	FUSE Mode (2 ... 5 s current, then trips)
Current limit	> 8.4 A
Current	8 A
Voltage	30.55 V DC \pm 3 %
Electrical isolation	overvoltage category III
Residual ripple	\leq 50 mV _{SS} (500 kHz bandwidth, 50- Ω -measurement with ohmic load)
Short-circuit current	12 ... 25 A (max. 5 s)

Standard conformity

Electromagnetic compatibility	emitted interference in accordance with EN 50081-2 class B (EN 55011, EN 55022) noise immunity in accordance with EN 61000-6-2, EN 61000-4-2 to EN 61000-4-6, EN 61000-4-11
-------------------------------	--

Ambient conditions

Ambient temperature	-10 ... 70 °C (14 ... 158 °F) (Measured 25 mm below the device) from 60° C 6W/°C power recovery necessary
Storage temperature	-25 ... 85 °C (-13 ... 185 °F)
Pollution Degree	2

Mechanical specifications

Degree of protection	IP20 according to EN 60529
Protection class	1 (IEC 60536); Protective conductor connection necessary
Connection	Connection terminals, max. conductor cross-section flexible: 0.5 ... 4 mm ² fixed: 0.5 ... 6 mm ² stripped length 7 mm, connector sleeves are permissible

Material

Housing	metal
Mass	approx. 890 g

Function

The primary pulsed DIN rail power pack is used for special power supply of AS-Interface networks via a two-wire line. It supplies a fully loaded AS-Interface system with an output current of 8 A.

The voltage input range of the device can be selected on the front side. This makes it possible to operate the device on all single-phase power supply voltages commonly used worldwide.

Certification of the device according to international and various national standards allows for worldwide usage.

Safe operation using FUSE mode:

To protect against overload and excess temperature, the device has a FUSE mode (electronically simulated fuse), for permanent shutoff of the output in the event of failure. This turns off the device in the event of overload, short circuit or excess temperature, thus protecting the AS-Interface cable and the attached components. A flashing LED indicates that the FUSE mode has been triggered. Turning the device on again requires deliberately pressing a Reset button on the front side of the unit. This prevents unwanted startup from occurring.

Operation without the AS-Interface string:

This AS-Interface power pack has an inductive output. For operation without the AS-Interface string (for example lab measurements) we recommend connecting a 470 μ F/35 V capacitor between AS-Interface + and AS-Interface -. Standard commercial laboratory loads frequently tend to oscillate and together with the data decoupling form a resonance that exceeds the permitted modulation voltage.

Accessories**AS-Interface Power Calculator**

AS-Interface Power supply and network checking utility