

# Subplates size 4 with porting pattern according to DIN 24340 form A and C and ISO 4401

**RE 45050/02.11**  
Replaces: 01.03

1/4

Maximum operating pressure 350 bar  
Size 4

## Table of contents

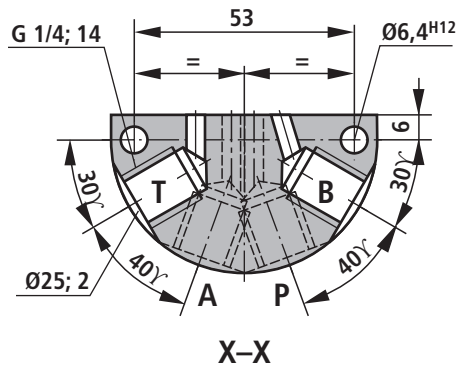
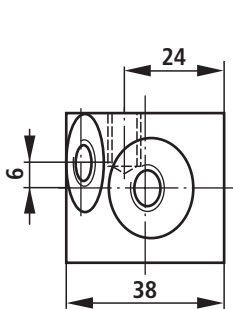
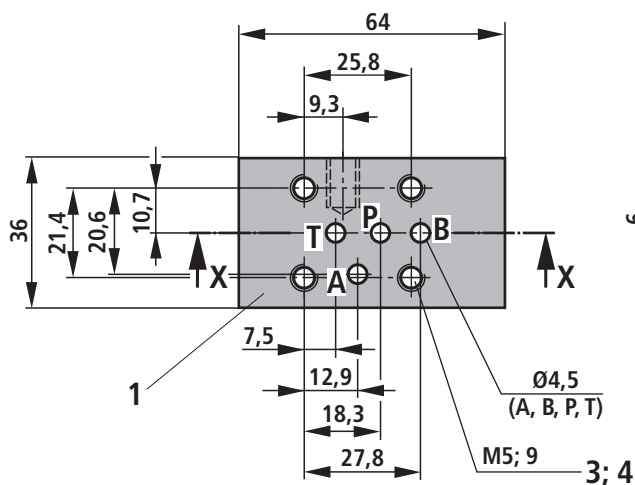
---

<b>Contents</b>	<b>Page</b>
Type G 96/01 (G1/4) – Porting pattern according to DIN 24340–A4 and C4	2
Type G 115/01 (G1/4) – Porting pattern according to DIN 24340–A4 and C4	2
Type G 647/01 (G1/4) – Porting pattern according to ISO 4401-02-01-0-94	3

### Type G 96/01 (G1/4) (nominal dimensions in mm)

For pressure and isolator valves

Item explanation see page 3

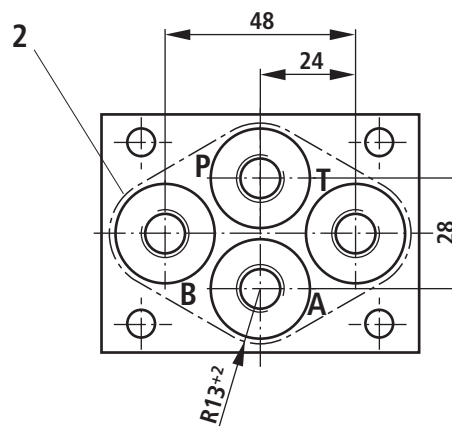
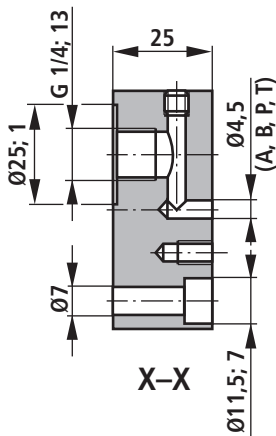
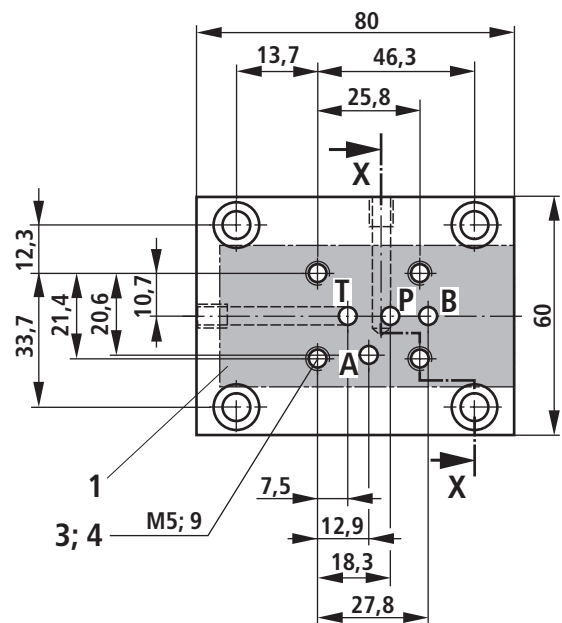


Type	Material no.	Weight in kg
G 96/01	R900424464	0.7

### Type G 115/01 (G1/4) (nominal dimensions in mm)

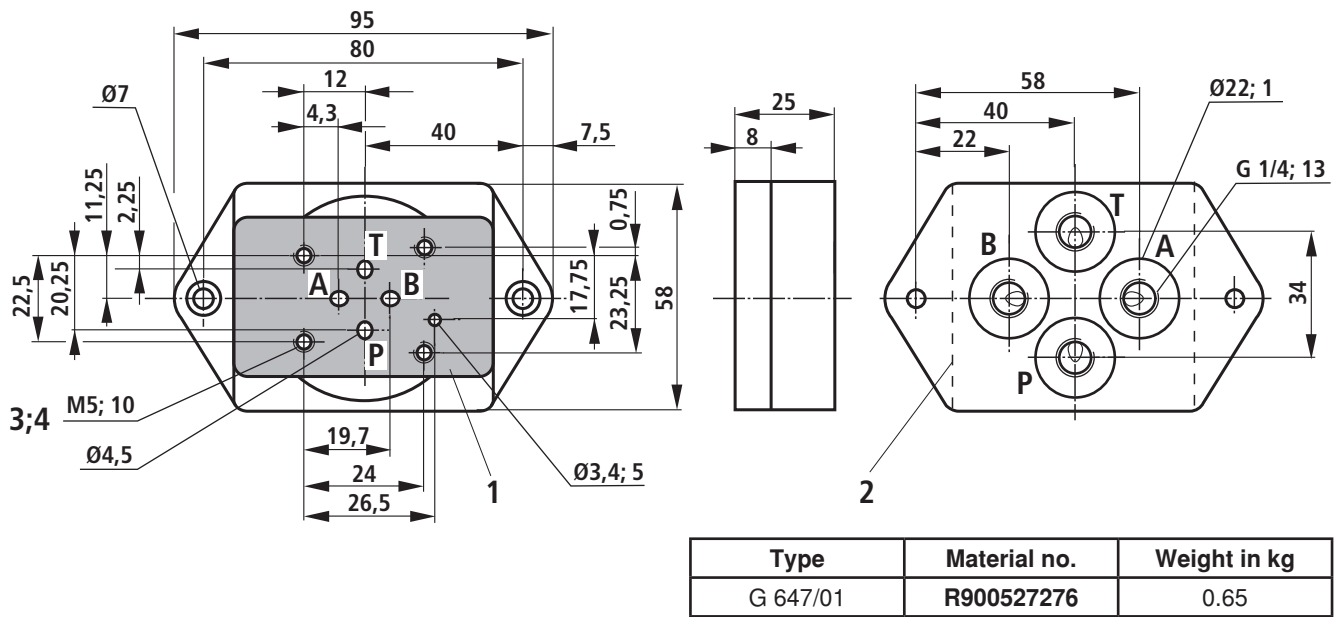
For pressure and isolator valves

Item explanation see page 3



Type	Material no.	Weight in kg
G 115/01	R900424379	0.7

## Type G 647/01 (G1/4) (nominal dimensions in mm)



- 1 Valve mounting face
- 2 Front panel break-through
- 3 Valve mounting bores
- 4 Valve mounting screws  
4 hexagon socket head cap screws ISO 4762 - M5 - 8.8  
(separate order)

### Note on the valve mounting screws:

Length and tightening torque of the valve mounting screws depend on the valve types and the sandwich plates that might be provided.

## Notes

---