


## > Fußschalter TF

### Foot-operated switches TF

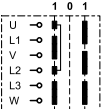
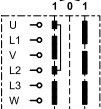
Schaltbild Circuit diagram	Bemessungsdauerstrom $I_u$ Rated permanent current $I_u$	Max. Schaltleistung Max. switching capacity	IP 52 Fußschalter Alu-Druckguss flach Foot-operated switch alu cast flat-type	Typ Type	Best.-Nr. Ref. No.
	25	AC-15 6A/230 V		<b>TF6 2S</b> Ein-Ausschalter, 2-polig, 2 Schließer – Tastend On-off switch, 2 poles, 2 NO – Key switching	<b>141321</b>
	25	AC-15 6A/230 V		<b>TF6 1S/1Ö</b> Umschalter 1 Schließer / 1 Öffner - Tastend Change-over switch 1 NO / 1 NC – Key switching	<b>141311</b>
	25	AC-15 6A/230 V		<b>TF6 2S/2Ö</b> Umschalter 2 Schließer / 2 Öffner - Tastend Change-over switch 2 NO / 2 NC – Key switching	<b>314760</b>

Steuerschalter –  
Befehlsgeräte  
Control switches –  
Master units

Verschraubung M16 im Lieferumfang enthalten  
Cable gland M16 included

## > Fußschalter WBF

### Foot-operated switches WBF

Schaltbild Circuit diagram	Bemessungsdauerstrom $I_u$ Rated permanent current $I_u$	Max. Schaltleistung Max. switching capacity	IP 54 Fußschalter Foot-operated switch	Typ Type	Best.-Nr. Ref. No.
	25	AC-3 4 kW/400 V		<b>WBF</b> Wendeschalter – Rastend Reversing switch – Progressive switching	<b>310773</b>
	25	AC-4 4 kW/400 V		<b>WBFT</b> Wendeschalter – Tastend Reversing switch – Key switching	<b>310774</b>

Motorschalter  
Motor switches