

PID-Controller UR3274S

- PID-Controller in 32 x 74 mm format
- Universal input für process signals, thermocouple, RTD
- 3-digit LED display
- Easy programming via software or push buttons
- Two setpoints as relay and one SSR output



UR3274Sx

This small universal controller is a compact all-rounder. With the universal input for the most common temperature sensors and process signals and the newest programming and control technologies, this small PID-controller is the best solution for small and easy applications.

Beside the excellent price/performance-ratio, this controller convinces with his robust housing and brilliant display.

Display: 3-digit red LED-Display

Upper line: Process value, 4-digit, green with 10.2 mm digits

Lower line: Setpoint, 4-digit, red with 7,6 mm digits

Buttons: 4 push buttons for programming and setting up the setpoints.

Input ranges: Configuration of the input signal via software or push buttons.

Thermocouples type K, S, R, J.

RTD: Pt100, Pt500, Pt1000, Ni100, PTC1K, NTC10K

Linear inputs: 0 V to 10 V, 0/4 mA to 20 mA

Potentiometer: 1 kOhm to 6/160 kOhm

Accuracy: Tolerance at 25 °C +/-0.5 % ± 1 digit for thermocouple and RTD input, RTD input; +/-0.2 % ± 1 digit for analogue input signal.

Measuring rate: Programmable up to 66 msec. (15 Hz).

Relay output:

(UR3274S1): 1 change over relay with 10 A @ 230 VAC and 1 closing contact with 5 A @ 230 VAC.

(UR3274S3): 1 change over relay with 8 A @ 230 VAC and 1 closing contact with 5 A @ 230 VAC.

Programmable as controller output for heating/cooling and/or alarm.

SSR output:

UR3274S1: 12 VDC @ max. 30 mA at 12 VDC supply
 35 VDC @ max. 30 mA at 35 VDC supply

UR3274S3: 8 VDC @ max. 20 mA

Attention: Ground/Minus output will be switched.

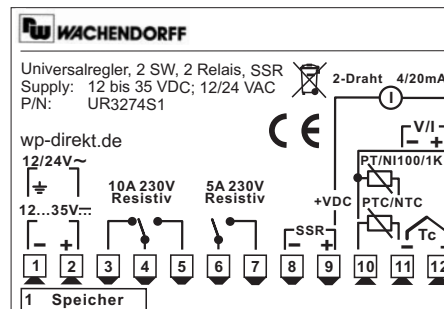
Programmable as controller output for heating/cooling and/or alarm.

Supply:

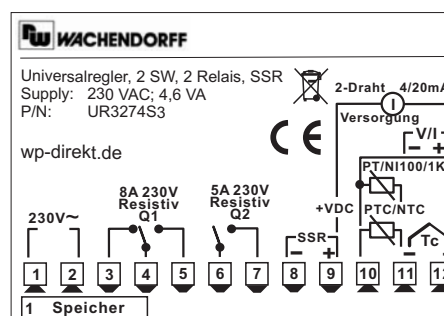
UR3274S1: 12 VAC to 24 VAC ±10 %, 50/60 Hz or 12 VDC to 35 VDC,

UR3274S3: 230 VAC ±10 %, 50/60 Hz

Wiring plan:



UR3274S1



UR3274S3

Protection class: IP65 from the front (with rubber sealing), back plane IP20.

Dimensions: W 74 mm x H 32 mm x D 53 mm. Panel cut out 28,5 mm x 70,5 mm.

Connection: Via terminal block.

Ambient conditions: Operating temperature: 0 °C to +45 °C; relative humidity 35 % to 95 % r.F, non condensing.

Weight: 100 gramms.

Scope of delivery: Controller, mounting clamp, sealing, manual.

Functionality:

Control algorithms: ON - OFF with hysteresis, P., P.I., P.I.D., P.D. time proportioned, dead band. Additionally open / close logic for motorized valves.

Tuning:

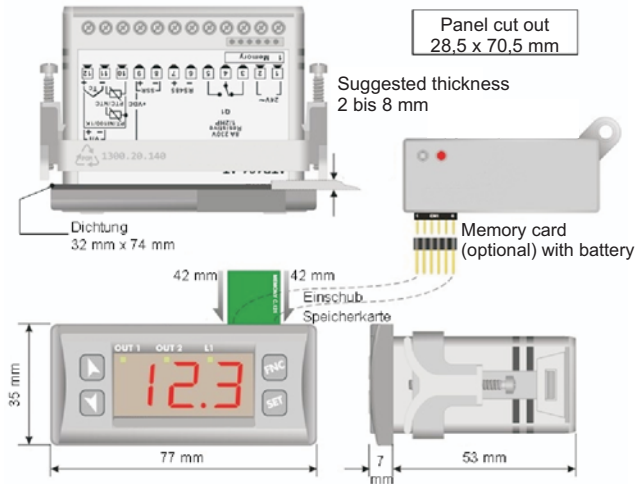
Manual or automatic tuning selectable.

Alarm modes: Absolute / Threshold, band, High / Low deviation. Alarm with optional manual reset .

Second controller output (cooling): Programmable instead of alarm output with P., P.I., P.I.D., P.D. time proportioned with dead band.

PID-Controller UR3274S

Data protection: Lock of command / alarm setpoint - Access to parameters by password.



Dimensions

Programming: The controller will be programmed via push buttons or Windows™-software. The memory card is battery powered. With this technology you can programm the controller without powering it up (up to 1000 programm cycles with one battery).

Order codes

Type	Order-No.
PID Controller, 32 x 74	
12 to 35 VDC supply	UR3274S1
230 VAC supply	UR3274S3
Accessories	
Programming module with USB cable	SFUR0KIT
Software download under: http://www.wachendorff.de/wp/dpc_dow_epg_sof.html	
Din rail power supply, 24 VDC, 3 A	PS24V03AA