



The kit includes the following:


- 1 Warning labels (x 2)
- 2 Numbered way ID labels 1-54 (x 2)
- 3 Busbar (x 1)
- 4 Busbar Strap (x 1)

1	7	13	19	25	31	37	43	49
2	8	14	20	26	32	38	44	50
3	9	15	21	27	33	39	45	51
4	10	16	22	28	34	40	46	52
5	11	17	23	29	35	41	47	53
6	12	18	24	30	36	42	48	54



The warning label should be applied to the outer lid and onto the mains switch isolator cover as per images D & E. There is space on the label to write the phase description.

Simply cut the required set of numbers to easily identify your circuits. As per images D & E



**Converting to single phase with isolator :** Fit busbar 3 as per diagram A

**Converting to direct connect single phase:** Fit busbar strap 4 as per diagram B. The live connection is coupled direct using the centre bolt. The neutral & earth are connected using the 70mm rising clamp terminal shown in diagram C.

