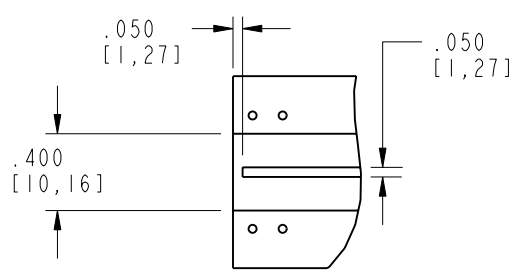


NOTES:

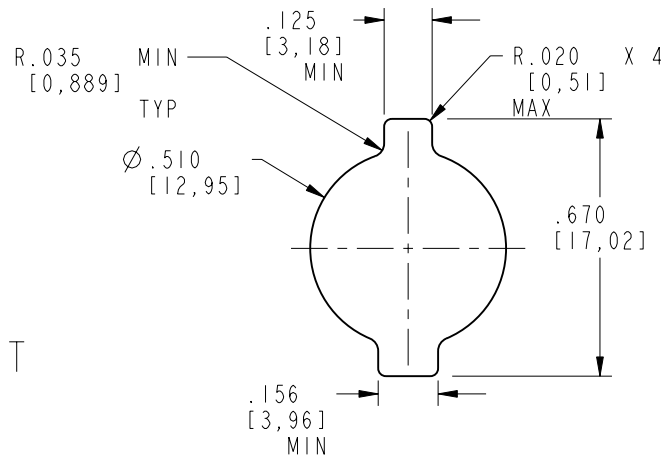
1. MATERIALS AND FINISHES:
 BODY - ZAMAK 3, NICKEL PLATING
 CONTACT - BeCu, GOLD PLATING (.000030 THICK)
 INSULATOR - PTFE
 LOCKWASHER, R.RING, NUT - BRASS, NICKEL PLATED
2. ELECTRICAL:
 A. IMPEDANCE: 50 OHM
 B. FREQUENCY RANGE: DC - 3 GHz
 C. VSWR: 1.29 MAX.
3. MECHANICAL:
 A. DURABILITY: 500 CYCLES MIN.
 B. TEMPERATURE RANGE: -65° C TO +165° C
4. PACKAGING:
 A. QUANTITY: SINGLE PACK
 B. MARKING: BAG TO BE MARKED
 "AMPHENOL, 31-6233, AND DATE CODE"

31-6233
 DRAWING NO.
 THIRD ANGLE PROJ.

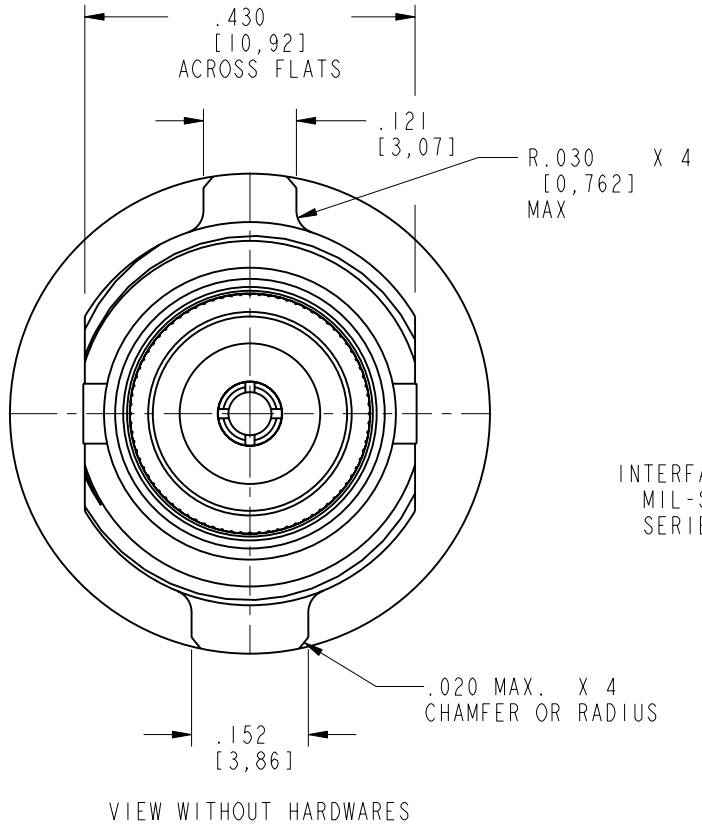
REVISIONS				
REV	DESCRIPTION	DATE	ECO	APPR
A	RELEASE TO MFG.	11/1/04	45219	HP
B	A) ADDED KEYS ON BODY B) CHANGE THE RECTANGULAR FLANGE TO CIRCULAR C) REORIENT THE FLAT AND LUGS ON BODY D) ADDED VIEW SHOWING KEYS ON THE BODY E) CHANGED THE PANEL MOUNT, WITH ADDED RADIUS	5/6/05	45540	HP
C	CHGD NOTE 1 TO CALLED OUT BODY MATL. TO : ZAMAK 3	12/22/05	45808	HP
D	ADDED INTERNAL RIBS TO BODY	4/24/06	46046	MAH
E	ADDED GROOVE IN INSULATOR FOR TEMP RESISTANCE	8/14/06	46203	MAH



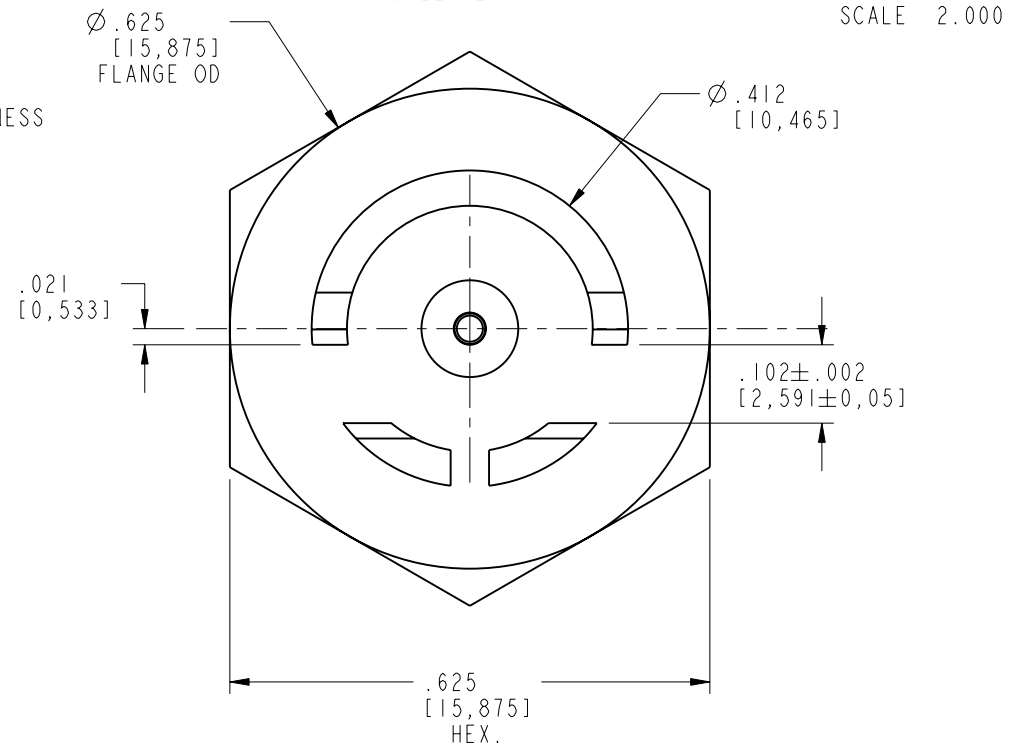
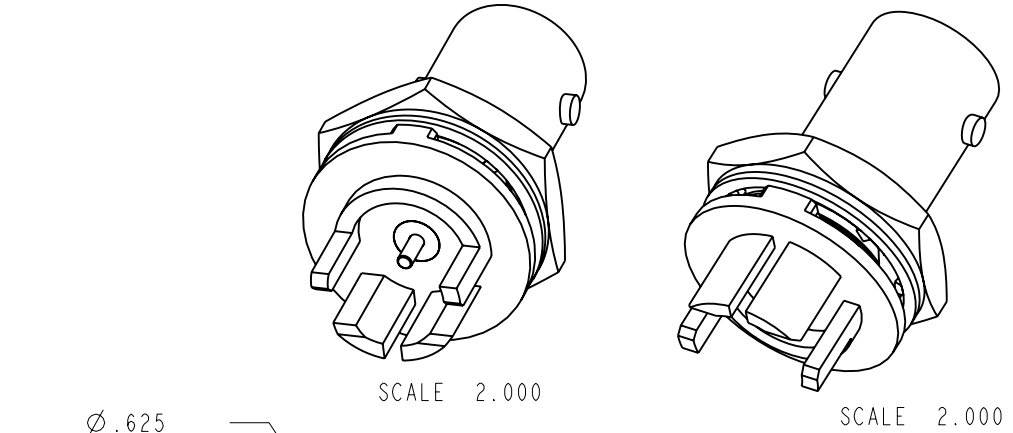
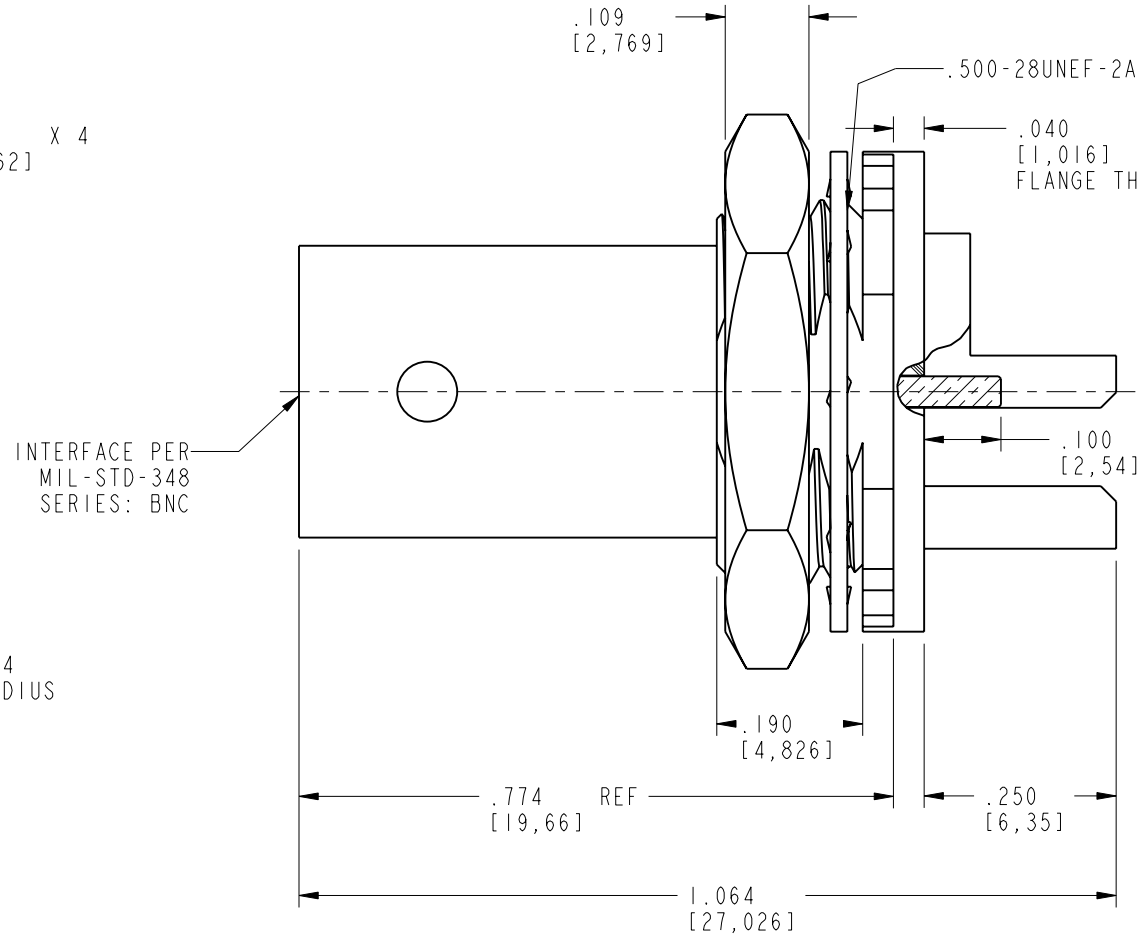
RECOMMENDED PCB LAYOUT



RECOMMENDED PANEL MOUNT DIMENSIONS
SCALE 2.000



VIEW WITHOUT HARDWARES



CUSTOMER OUTLINE DRAWING
 ALL OTHER SHEETS ARE FOR INTERNAL USE ONLY

UNLESS OTHERWISE SPECIFIED, DIMENSIONS ARE IN INCHES AND TOLERANCES ARE: 2 PLACE DECIMAL ±.015 (0,381 mm) 3 PLACE DECIMAL ±.005 (0,127 mm) ANGLES ± 1°	MATERIAL	DRAWN H. PARIKH	DATE 04-Jun-04	TITLE BNC 50 OHMS BOARD MOUNT JACK		Amphenol RF Danbury, CT, USA Tainan, Taiwan Shenzhen, China www.amphenolrf.com	
	REFERENCE EAR# 1384 611X-4172-100	ENGINEER H. PARIKH	DATE 04-Jun-04				
NOTICE - These drawings, specifications, or other data (1) are, and remain the property of Amphenol Corp. (2) must be returned upon request; and (3) are confidential and not to be disclosed to any person other than those to whom they are given by Amphenol Corp. The furnishing of these drawings, specifications, or other data by Amphenol Corp., or to any other person to anyone for any purpose is not to be regarded by implication or otherwise in any manner licensing, granting rights or permitting such holder or any other person to manufacture, use or sell any product, process or design, patented or otherwise, that may in any way be related to or disclosed by said drawings, specifications, or other data.	CAD FILE I:\BNC\31-6233		CODE ID 74868	DWG SIZE B	DRAWING NO. 31-6233	SCALE: 4.0:1	SHEET 2 OF 2
						REV E	