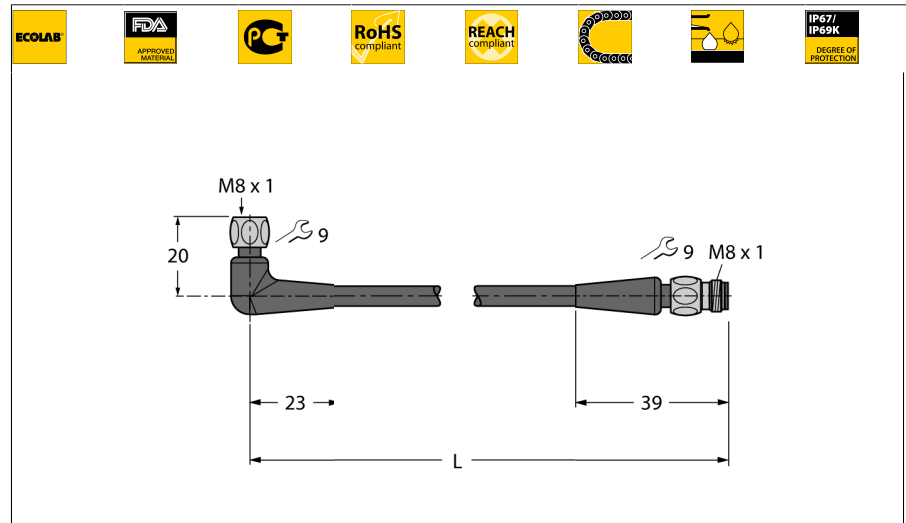


**Food & Beverage Hygienic, TPE
Extension Cable
PKWH3M-10-PSGH3M/TFG**



- M8 female connector, angled, 3-pin
- Stainless steel coupling nut/screw
- M8 male connector, straight, 3-pin
- Sheath material: TPE-O
- Sheath color: light gray RAL 7035
- Qualified for drag chain use
- Resistant to chemicals and microbes
- Weatherproof
- Resistant to hydrolysis acc. to DIN EN 60068-2-78
- Flexible at low temperatures
- Free from silicone and PVC
- Halogen-free acc. to DIN EN 50267-2-1, IEC 60754-1, VDE 0482-267-2-1
- Approvals: Gost, Ecolab, FDA
- RoHS and REACH compliant
- Protection classes IP67, IP69K
- Cable length: 10 m

Type designation PKWH3M-10-PSGH3M/TFG
Ident no. 6934412


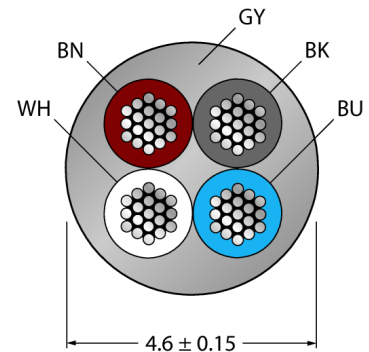
Connector A side
 Number of pins Female connector, M8 1, Angled
 3
 Contacts Brass, CuZn, Gold-plated
 Contact carriers Plastic, PP, Gray
 Grip Plastic, PP, Gray
 Coupling nut/screw Stainless steel, V4A
 Seal Plastic, FPM/FKM
 Protection class IP67, IP69K, A + B side screwed together
 Mechanical lifespan > 100 Mating cycles
 Pollution degree 3
 Tightening torque 0.5 ... 0.6 Nm
 (observe max. torque of counter piece!)

Connector B side
 Number of pins Connector, M8x1, Straight
 3 pins
 Contacts brass, CuZn, Gold-plated
 Contact carriers Plastic, PP, Gray
 Grip plastic, PP, gray
 Coupling nut/screw Stainless steel, V4A
 Protection class IP67, IP69K, Only when screwed tight
 Mechanical lifespan > 100 Mating cycles
 Pollution degree 3
 Tightening torque 0.5 ... 0.6 Nm
 (observe max. torque of counter piece!)


General data
 Cable diameter 4.6 ± 0.15mm
 Cable length 10 m
 Cable quality TPE-O
 Cable color Gray
 Core insulation TPE-E
 Core colors BN, BU, BK
 Core cross-section 4x0.34mm²
 Arrangement of strands 42x0.1 mm

Electrical features at +20 °C
 Current 4 A
 Rated voltage 60 V
 Nom. Inductance 0.73 mH/km
 Nom. capacitance 82 pF/m
 Test voltage 2000 V

Cable Cross-section



Circuit Diagram



**Food & Beverage Hygienic, TPE
Extension Cable
PKWH3M-10-PSGH3M/TFG**

TURCK

Industrial
Automation

Mechanical and chemical properties

Max. tensile strength (static)	≤ 50 N/mm ²
Max. tensile strength (dynamic)	≤ 20 N/mm ²
Bending cycles	> 4 mil.
Bending radius (stationary laying)	> 5 x Ø
Bending radius (flexible use)	> 10 x Ø
Admissible acceleration	max. 5 m/s ²
Admissible travel path, horizontal	5 m (at 5 m/s ²)
Admissible travel path, vertical	2 m (at 5 m/s ²)
Admissible traversing speed	3 m/s
Torsional stress	± 180 °/m
Ambient temperature	
Stationary	-40...+105°C
In motion	-25...+105°C
Drag chain operation	-25...+60°C