

Fuse modular terminal block - UK-SI - 3118012


Please be informed that the data shown in this PDF Document is generated from our Online Catalog. Please find the complete data in the user's documentation. Our General Terms of Use for Downloads are valid (<http://phoenixcontact.com/download>)



Fuse terminal block for cartridge fuse inserts 5 x 20 and 5 x 25, cross section: 0.2 - 4 mm², width: 8.2 mm, color: black

RoHS

Key Commercial Data

Packing unit	50 STK
GTIN	 4 017918 092856
GTIN	4017918092856
Weight per Piece (excluding packing)	18.080 g
Custom tariff number	85369085
Country of origin	Greece

Technical data

General

Number of levels	1
Number of connections	2
Nominal cross section	4 mm ²
Color	black
Insulating material	PA
Flammability rating according to UL 94	V0
Fuse	G / 5 x 20 / 5 x 25
Fuse type	Glass / ceramics / ...
Rated surge voltage	4 kV
Degree of pollution	3
Overvoltage category	III
Insulating material group	I
Connection in acc. with standard	IEC 60947-7-3
Maximum load current	6.3 A (is determined by the fuse used)

Fuse modular terminal block - UK-SI - 3118012

Technical data

General

Nominal current I_N	6.3 A
Nominal voltage U_N	400 V (As a fuse terminal block)
	400 V (As a disconnect terminal block)
Rated operating voltage	250 V
Open side panel	No
Shock protection test specification	DIN EN 50274 (VDE 0660-514):2002-11
Back of the hand protection	guaranteed
Finger protection	guaranteed
Oscillation, broadband noise test result	Test passed
Test specification, oscillation, broadband noise	DIN EN 50155 (VDE 0115-200):2008-03
Test spectrum	Service life test category 1, class B, body mounted
Test frequency	$f_1 = 5 \text{ Hz}$ to $f_2 = 150 \text{ Hz}$
ASD level	$1.857 \text{ (m/s}^2\text{)}^2\text{/Hz}$
Acceleration	0,8 g
Test duration per axis	5 h
Test directions	X-, Y- and Z-axis
Shock test result	Test passed
Test specification, shock test	DIN EN 50155 (VDE 0115-200):2008-03
Shock form	Half-sine
Acceleration	5 g
Shock duration	30 ms
Number of shocks per direction	3
Test directions	X-, Y- and Z-axis (pos. and neg.)
Relative insulation material temperature index (Elec., UL 746 B)	130 °C
Temperature index of insulation material (DIN EN 60216-1 (VDE 0304-21))	130 °C
Static insulating material application in cold	-60 °C
Behavior in fire for rail vehicles (DIN 5510-2)	Test passed
Flame test method (DIN EN 60695-11-10)	V0
Oxygen index (DIN EN ISO 4589-2)	>32 %
NF F16-101, NF F10-102 Class I	2
NF F16-101, NF F10-102 Class F	2
Surface flammability NFPA 130 (ASTM E 162)	passed
Specific optical density of smoke NFPA 130 (ASTM E 662)	passed
Smoke gas toxicity NFPA 130 (SMP 800C)	passed
Calorimetric heat release NFPA 130 (ASTM E 1354)	28 MJ/kg
Fire protection for rail vehicles (DIN EN 45545-2) R22	HL 1 - HL 3
Fire protection for rail vehicles (DIN EN 45545-2) R23	HL 1 - HL 3
Fire protection for rail vehicles (DIN EN 45545-2) R24	HL 1 - HL 3
Fire protection for rail vehicles (DIN EN 45545-2) R26	HL 1 - HL 3

Fuse modular terminal block - UK-SI - 3118012

Technical data

Dimensions

Width	8.2 mm
Length	59.5 mm
Height NS 35/7,5	58 mm
Height NS 35/15	65.5 mm
Height NS 32	63 mm

Connection data

Conductor cross section solid min.	0.2 mm ²
Conductor cross section solid max.	4 mm ²
Conductor cross section flexible min.	0.2 mm ²
Conductor cross section flexible max.	4 mm ²
Conductor cross section AWG min.	24
Conductor cross section AWG max.	12
Conductor cross section flexible, with ferrule without plastic sleeve min.	0.25 mm ²
Conductor cross section flexible, with ferrule without plastic sleeve max.	4 mm ²
Conductor cross section flexible, with ferrule with plastic sleeve min.	0.25 mm ²
Conductor cross section flexible, with ferrule with plastic sleeve max.	4 mm ²
Cross section with insertion bridge, solid max.	4 mm ²
Cross section with insertion bridge, stranded max.	4 mm ²
2 conductors with same cross section, solid min.	0.2 mm ²
2 conductors with same cross section, solid max.	1.5 mm ²
2 conductors with same cross section, stranded min.	0.2 mm ²
2 conductors with same cross section, stranded max.	1.5 mm ²
2 conductors with same cross section, stranded, ferrules without plastic sleeve, min.	0.25 mm ²
2 conductors with same cross section, stranded, ferrules without plastic sleeve, max.	1.5 mm ²
2 conductors with same cross section, stranded, TWIN ferrules with plastic sleeve, min.	0.5 mm ²
2 conductors with same cross section, stranded, TWIN ferrules with plastic sleeve, max.	2.5 mm ²
Cross section with insertion bridge, solid max.	4 mm ²
Cross section with insertion bridge, stranded max.	4 mm ²
Connection method	Screw connection
Stripping length	9 mm
Internal cylindrical gage	A4
Screw thread	M3
Tightening torque, min	0.6 Nm
Tightening torque max	0.8 Nm

Standards and Regulations

Connection in acc. with standard	CSA
	IEC 60947-7-3

Fuse modular terminal block - UK-SI - 3118012

Technical data

Standards and Regulations

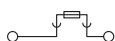
Flammability rating according to UL 94	V0
--	----

Environmental Product Compliance

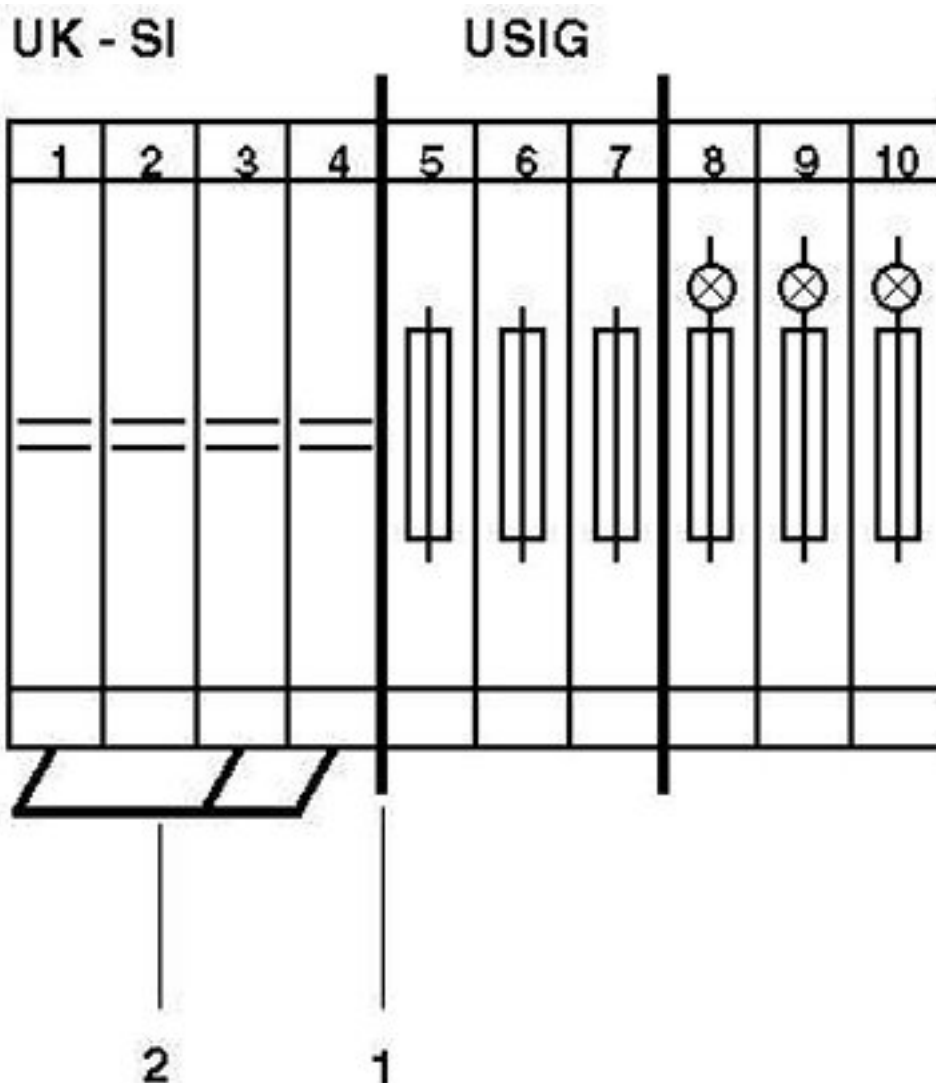
China RoHS	Environmentally Friendly Use Period = 50
	For details about hazardous substances go to tab "Downloads", Category "Manufacturer's declaration"

Drawings

Circuit diagram



Circuit diagram



1 = partition plate
2 = insertion bridge

Fuse modular terminal block - UK-SI - 3118012

Classifications

eCl@ss

eCl@ss 4.0	27141116
eCl@ss 4.1	27141116
eCl@ss 5.0	27141116
eCl@ss 5.1	27141116
eCl@ss 6.0	27141116
eCl@ss 7.0	27141116
eCl@ss 8.0	27141116
eCl@ss 9.0	27141116

ETIM

ETIM 2.0	EC000899
ETIM 3.0	EC000899
ETIM 4.0	EC000899
ETIM 5.0	EC000899
ETIM 6.0	EC000899

UNSPSC

UNSPSC 6.01	30211812
UNSPSC 7.0901	39121411
UNSPSC 11	39121411
UNSPSC 12.01	39121411
UNSPSC 13.2	39121410

Approvals


Approvals

Approvals

CSA / UL Recognized / cUL Recognized / VDE Zeichengenehmigung / IECCE CB Scheme / EAC / EAC / cULus Recognized

Ex Approvals

Approval details

CSA		http://www.csagroup.org/services/testing-and-certification/certified-product-listing/	13631
mm ² /AWG/kcmil	24-14		
Nominal current IN	10 A		

Fuse modular terminal block - UK-SI - 3118012

Approvals

Nominal voltage UN	250 V
--------------------	-------

UL Recognized		http://database.ul.com/cgi-bin/XYV/template/LISEXT/1FRAME/index.htm	FILE E 60425
mm ² /AWG/kcmil	28-12		
Nominal current IN	10 A		
Nominal voltage UN	300 V		

cUL Recognized		http://database.ul.com/cgi-bin/XYV/template/LISEXT/1FRAME/index.htm	FILE E 60425
mm ² /AWG/kcmil	28-12		
Nominal current IN	10 A		
Nominal voltage UN	300 V		

VDE Zeichengenehmigung		http://www.vde.com/en/Institute/OnlineService/VDE-approved-products/Pages/Online-Search.aspx	40034953
mm ² /AWG/kcmil	0.2-4.0		
Nominal current IN	6.3 A		
Nominal voltage UN	250 V		

IECEE CB Scheme		http://www.iecee.org/	DE1-50070
mm ² /AWG/kcmil	0.2-4.0		
Nominal current IN	6.3 A		
Nominal voltage UN	250 V		

EAC		7500651.22.01.00246
-----	--	---------------------

EAC		EAC-Zulassung
-----	--	---------------

Fuse modular terminal block - UK-SI - 3118012

Approvals

cULus Recognized



<http://database.ul.com/cgi-bin/XYV/template/LISEXT/1FRAME/index.htm>

Accessories

Accessories

DIN rail

DIN rail perforated - NS 32 PERF 2000MM - 1201002



G-profile DIN rail, material: Steel, perforated, height 15 mm, width 32 mm, length 2 m

DIN rail, unperforated - NS 32 UNPERF 2000MM - 1201015



G-profile DIN rail, material: Steel, unperforated, height 15 mm, width 32 mm, length 2 m

DIN rail perforated - NS 35/ 7,5 PERF 2000MM - 0801733



DIN rail, material: steel galvanized and passivated with a thick layer, perforated, height 7.5 mm, width 35 mm, length: 2000 mm

DIN rail, unperforated - NS 35/ 7,5 UNPERF 2000MM - 0801681



DIN rail, material: Steel, unperforated, height 7.5 mm, width 35 mm, length: 2 m

Fuse modular terminal block - UK-SI - 3118012

Accessories

DIN rail perforated - NS 35/ 7,5 WH PERF 2000MM - 1204119



DIN rail 35 mm (NS 35)

DIN rail - NS 35/ 7,5 WH UNPERF 2000MM - 1204122



DIN rail 35 mm (NS 35)

DIN rail, unperforated - NS 35/ 7,5 AL UNPERF 2000MM - 0801704



DIN rail, unperforated, Width: 35 mm, Height: 7.5 mm, Length: 2000 mm, Color: silver

DIN rail perforated - NS 35/ 7,5 ZN PERF 2000MM - 1206421



DIN rail, material: Galvanized, perforated, height 7.5 mm, width 35 mm, length: 2 m

DIN rail, unperforated - NS 35/ 7,5 ZN UNPERF 2000MM - 1206434



DIN rail, material: Galvanized, unperforated, height 7.5 mm, width 35 mm, length: 2 m

Fuse modular terminal block - UK-SI - 3118012

Accessories

DIN rail, unperforated - NS 35/ 7,5 CU UNPERF 2000MM - 0801762



DIN rail, material: Copper, unperforated, height 7.5 mm, width 35 mm, length: 2 m

End cap - NS 35/ 7,5 CAP - 1206560



DIN rail end piece, for DIN rail NS 35/7.5

DIN rail perforated - NS 35/15 PERF 2000MM - 1201730



DIN rail, material: steel galvanized and passivated with a thick layer, perforated, height 15 mm, width 35 mm, length: 2000 mm

DIN rail, unperforated - NS 35/15 UNPERF 2000MM - 1201714



DIN rail, material: Steel, unperforated, height 15 mm, width 35 mm, length: 2 m

DIN rail perforated - NS 35/15 WH PERF 2000MM - 0806602



DIN rail 35 mm (NS 35)

Fuse modular terminal block - UK-SI - 3118012

Accessories

DIN rail - NS 35/15 WH UNPERF 2000MM - 1204135



DIN rail 35 mm (NS 35)

DIN rail, unperforated - NS 35/15 AL UNPERF 2000MM - 1201756



DIN rail, deep drawn, high profile, unperforated, 1.5 mm thick, material: aluminum, height 15 mm, width 35 mm, length 2000 mm

DIN rail perforated - NS 35/15 ZN PERF 2000MM - 1206599



DIN rail, material: Galvanized, perforated, height 15 mm, width 35 mm, length: 2 m

DIN rail, unperforated - NS 35/15 ZN UNPERF 2000MM - 1206586



DIN rail, material: Galvanized, unperforated, height 15 mm, width 35 mm, length: 2 m

DIN rail, unperforated - NS 35/15 CU UNPERF 2000MM - 1201895



DIN rail, material: Copper, unperforated, 1.5 mm thick, height 15 mm, width 35 mm, length: 2 m

Fuse modular terminal block - UK-SI - 3118012

Accessories

End cap - NS 35/15 CAP - 1206573



DIN rail end piece, for DIN rail NS 35/15

DIN rail, unperforated - NS 35/15-2,3 UNPERF 2000MM - 1201798



DIN rail, unperforated, Width: 35 mm, Height: 15 mm, Length: 2000 mm, Color: silver

End block

End clamp - CLIPFIX 35 - 3022218



Quick mounting end clamp for NS 35/7,5 DIN rail or NS 35/15 DIN rail, with marking option, width: 9.5 mm, color: gray

End clamp - CLIPFIX 35-5 - 3022276



Quick mounting end clamp for NS 35/7,5 DIN rail or NS 35/15 DIN rail, with marking option, with parking option for FBS...5, FBS...6, KSS 5, KSS 6, width: 5.15 mm, color: gray

End clamp - E/NS 35 N - 0800886



End clamp, width: 9.5 mm, color: gray

Fuse modular terminal block - UK-SI - 3118012

Accessories

End clamp - E/UK - 1201442



End clamp, Width: 9.5 mm, Height: 35.3 mm, Length: 50.5 mm, Color: gray

End clamp - E/UK 1 - 1201413



End clamps, for supporting the ends of double-level and three-level terminal blocks, width: 10 mm, color: gray

Insertion bridge

Insertion bridge - EBS 2- 8 - 3118151



Insertion bridge, Pitch: 8 mm, Number of positions: 2, Color: gray

Insertion bridge - EBS 3- 8 - 3118148



Insertion bridge, Pitch: 8 mm, Number of positions: 3, Color: gray

Insertion bridge - EBS 10- 8 - 3118135



Insertion bridge, Pitch: 8 mm, Number of positions: 10, Color: gray

Labeled terminal marker

Fuse modular terminal block - UK-SI - 3118012

Accessories

Zack marker strip - ZB 8 CUS - 0825011



Zack marker strip, can be ordered: Strip, white, labeled according to customer specifications, Mounting type: Snap into tall marker groove, for terminal block width: 8.2 mm, Lettering field: 10.5 x 8.15 mm

Marker for terminal blocks - UC-TM 8 CUS - 0824597



Marker for terminal blocks, can be ordered: by sheet, white, labeled according to customer specifications, Mounting type: Snap into tall marker groove, for terminal block width: 8.2 mm, Lettering field: 7.6 x 10.5 mm

Marker for terminal blocks - UCT-TM 8 CUS - 0829616



Marker for terminal blocks, can be ordered: by sheet, white, labeled according to customer specifications, Mounting type: Snap into tall marker groove, for terminal block width: 8.2 mm, Lettering field: 7.6 x 10.5 mm

Zack marker strip - ZB 8,LGS:FORTL.ZAHLEN - 1052015



Zack marker strip, Strip, white, labeled, can be labeled with: Plotter, Printed horizontally: Consecutive numbers 1 - 10, 11 - 20, etc. up to 491 - 500, Mounting type: Snap into tall marker groove, for terminal block width: 8.2 mm, Lettering field: 10.5 x 8.15 mm

Zack marker strip - ZB 8,QR:FORTL.ZAHLEN - 1052028



Zack marker strip, Strip, white, labeled, can be labeled with: Plotter, Printed vertically: Consecutive numbers 1 - 10, 11 - 20, etc. up to 91 - 100, Mounting type: Snap into tall marker groove, for terminal block width: 8.2 mm, Lettering field: 10.5 x 8.15 mm

Fuse modular terminal block - UK-SI - 3118012

Accessories

Marker for terminal blocks - ZB 8,LGS:L1-N,PE - 1052413



Marker for terminal blocks, Strip, white, labeled, can be labeled with: Plotter, Horizontal: L1, L2, L3, N, PE, L1, L2, L3, N, PE, Mounting type: Snap into tall marker groove, for terminal block width: 8.2 mm, Lettering field: 10.5 x 8.15 mm

Terminal marking

Marker card - SBS 8:UNBEDRUCKT - 1007235



Marker card, Card, white, unlabeled, can be labeled with: Plotter, Mounting type: Snap into tall marker groove, Snap into flat marker groove, for terminal block width: 8.2 mm, Lettering field: 6 x 8.1 mm

Zack marker strip - ZB 8:UNBEDRUCKT - 1052002



Zack marker strip, Strip, white, unlabeled, can be labeled with: Plotter, Mounting type: Snap into tall marker groove, for terminal block width: 8.2 mm, Lettering field: 10.5 x 8.15 mm

Marker for terminal blocks - UC-TM 8 - 0818072



Marker for terminal blocks, Sheet, white, unlabeled, can be labeled with: BLUEMARK CLED, BLUEMARK LED, Plotter, THERMOMARK CARD, THERMOMARK PRIME, Mounting type: Snap into tall marker groove, for terminal block width: 8.2 mm, Lettering field: 7.6 x 10.5 mm

Marker for terminal blocks - UCT-TM 8 - 0828740



Marker for terminal blocks, Sheet, white, unlabeled, can be labeled with: THERMOMARK CARD, BLUEMARK CLED, BLUEMARK LED, TOPMARK LASER, THERMOMARK PRIME, Mounting type: Snap into tall marker groove, for terminal block width: 8.2 mm, Lettering field: 7.6 x 10.5 mm