

Clamp filters For automobile ECU



ZCAT-V series



FEATURES

- Easy to attach without having to cut cables.
- Self-adhering mechanism is used with the plastic case to prevent slippage on the cable after clamping.
- Excellent absorption of high frequency noise.
- Effective for common mode noise, so can be implemented as a noise countermeasure without influencing signal quality.
- Also effective for EMS (immunity) from surge noise, etc.



APPLICATION


- Optimal as a noise countermeasure for in-vehicle ECUs.

PART NUMBER CONSTRUCTION

ZCAT	12	V	(N2)	-	BK
Series name	Applicable cable outer diameter max. (mm)	Application code		Shape code	Outer color code
		Automotive	V=Vehicle		BK Black only

PRODUCT LINEUP

Type	Part No.	Impedance(Ω)min. [100MHz]
ZCAT-V 	ZCAT08V-BK	120
	ZCAT12V-BK	140
ZCAT-VN2 	ZCAT12VN2-BK	140

 Background yellow: The product which is not recommended to a new design.

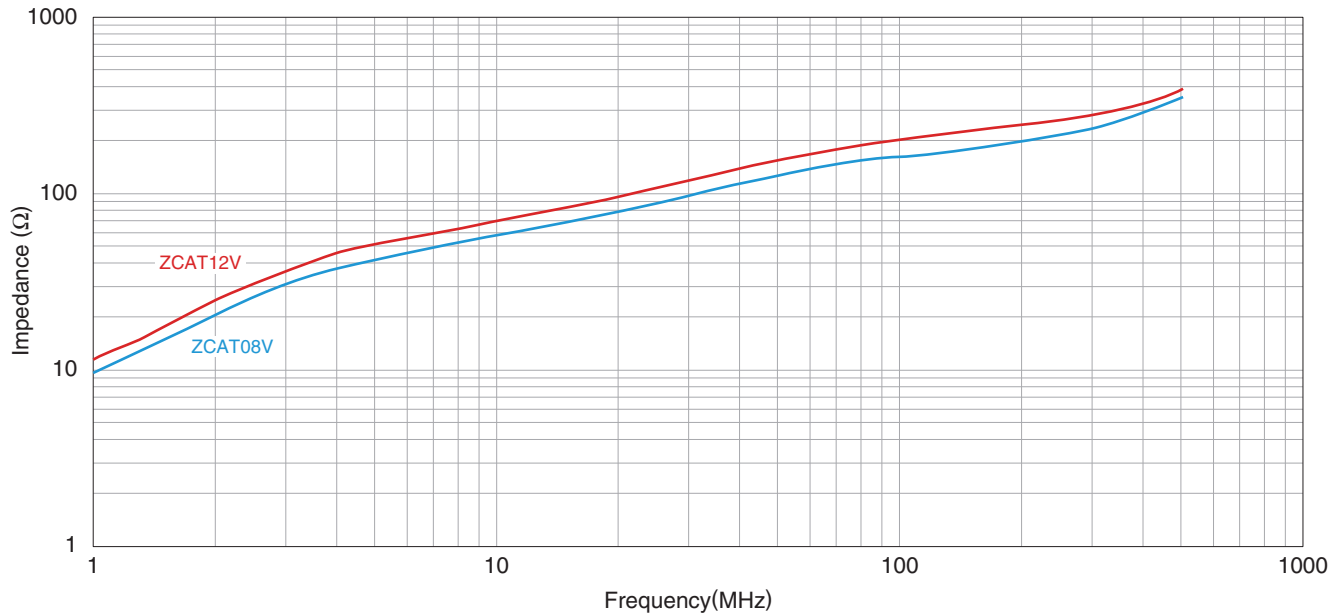
ZCAT-V type

CHARACTERISTICS SPECIFICATION TABLE

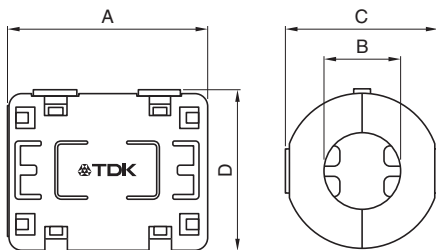
Part No.	Impedance(Ω)min. [100MHz]	Operating temperature range ($^{\circ}$ C)	Temperature range for engagement work ($^{\circ}$ C)	Storage condition after engagement ($^{\circ}$ C)	Individual weight (g)
ZCAT08V-BK	120	-40 to +125 $^{\circ}$ C	0 to +50 $^{\circ}$ C	-40 to +125 $^{\circ}$ C	17.0
ZCAT12V-BK	140	-40 to +125 $^{\circ}$ C	0 to +50 $^{\circ}$ C	-40 to +125 $^{\circ}$ C	44.4

• Test conditions: When passing through an impedance meter (unloaded) ϕ 1mm copper cable

IMPEDANCE VS. FREQUENCY CHARACTERISTICS




SHAPE & DIMENSIONS



Part No.	Dimensions(mm)				Applicable cable outer diameter
	A	B	C	D	
ZCAT08V-BK	32.5 \pm 1.5	8.0 \pm 1.5	18.4 \pm 1.5	18.9 \pm 1.5	8.0
ZCAT12V-BK	34.6 \pm 1.5	12.0 \pm 1.5	27.5 \pm 1.5	27.0 \pm 1.5	12.0

INTERNAL CONSTRUCTION



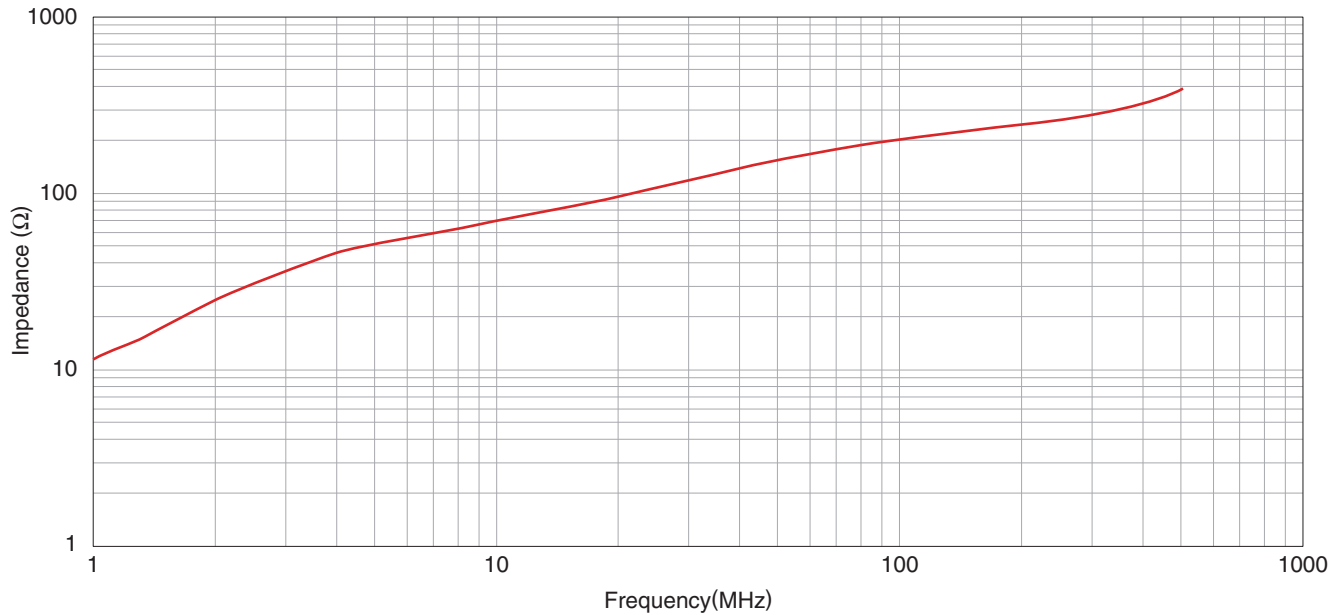
ZCAT-VN2 type

CHARACTERISTICS SPECIFICATION TABLE

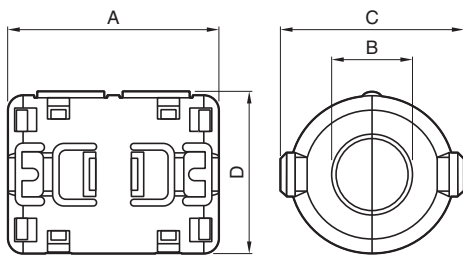
Part No.	Impedance(Ω)min. [100MHz]	Operating temperature range ($^{\circ}$ C)	Temperature range for engagement work ($^{\circ}$ C)	Storage condition after engagement ($^{\circ}$ C)	Individual weight (g)
ZCAT12VN2-BK	140	-40 to +125 $^{\circ}$ C	0 to +50 $^{\circ}$ C	-40 to +125 $^{\circ}$ C	45.5

• Test conditions: When passing through an impedance meter (unloaded) ϕ 1mm copper cable

IMPEDANCE VS. FREQUENCY CHARACTERISTICS




SHAPE & DIMENSIONS





Part No.	Dimensions(mm)				Applicable cable outer diameter
	A	B	C	D	
ZCAT12VN2-BK	34.6 \pm 1.5	12.5 \pm 1.5	31.2 \pm 1.5	27.2 \pm 1.5	12.0


INTERNAL CONSTRUCTION



ZCAT-V series

EXTERIOR BOX SIZE, PACKAGE QUANTITY

Type	Part No.	Product quantity (pieces/tray)	Interior tray quantity (tray/box)	Package quantity (pieces/box)	Exterior box size (mm)
ZCAT-V 	ZCAT08V-BK	50	7	350	475x284x90
	ZCAT12V-BK	30	4	120	475x284x90
ZCAT-VN2 	ZCAT12VN2-BK	30	5	150	475x284x90

 Background yellow: The product which is not recommended to a new design.

REMINDERS FOR USING THESE PRODUCTS

Before using these products, be sure to request the delivery specifications.

SAFETY REMINDERS

Please pay sufficient attention to the warnings for safe designing when using this products.

REMINDERS

- The storage period is within 6 months. Be sure to follow the storage conditions (temperature: 5 to 40°C, humidity: 10 to 75% RH or less).
- Do not use or store in locations where there are conditions such as gas corrosion (salt, acid, alkali, etc.).
- The case may crack when it is handled below freezing point or when it experiences a fall or other mechanical shock, as it is made of plastic; please exercise caution when handling the case.
- In a case where the product is attached to a cable larger than the product dimensions, the ferrite core may be damaged. Please confirm compatibility with the cable before use.
- Dropping or forcible engagement may cause damage to the product. Please handle the product with care when engaging.
- Do not detach and reuse a product that has been engaged.
- Do not expose the products to magnets or magnetic fields.
- Do not use for a purpose outside of the contents regulated in the delivery specifications.
- The products listed on this catalog are intended for use in general electronic equipment (AV equipment, telecommunications equipment, home appliances, amusement equipment, computer equipment, personal equipment, office equipment, measurement equipment, industrial robots) under a normal operation and use condition.
The products are not designed or warranted to meet the requirements of the applications listed below, whose performance and/or quality require a more stringent level of safety or reliability, or whose failure, malfunction or trouble could cause serious damage to society, person or property.
If you intend to use the products in the applications listed below or if you have special requirements exceeding the range or conditions set forth in the each catalog, please contact us.

- (1) Aerospace/aviation equipment
- (2) Transportation equipment (electric trains, ships, etc.)
- (3) Medical equipment
- (4) Power-generation control equipment
- (5) Atomic energy-related equipment
- (6) Seabed equipment
- (7) Transportation control equipment

- (8) Public information-processing equipment
- (9) Military equipment
- (10) Electric heating apparatus, burning equipment
- (11) Disaster prevention/crime prevention equipment
- (12) Safety equipment
- (13) Other applications that are not considered general-purpose applications

When designing your equipment even for general-purpose applications, you are kindly requested to take into consideration securing protection circuit/device or providing backup circuits in your equipment.