
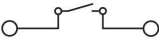


KUDT6 - Product Details

General Information

Company	Elmex Group
Product Category	Terminal Blocks
Product Group	Knife Disconnect Terminal Blocks
Connection Method	Screw Connection

Product Data

Product Name	KUDT6
Product Image	
Line Diagram	
Short Description	Knife Disconnect Terminal Block - Screw Connection
Full Description	Terminal Type - KUDT6 , Knife Disconnect Terminal Block , nominal voltage: 800 V, nominal current: 32 A, connection method: Screw connection, number of connections: 2, cross section: 0.5 mm ² - 10 mm ² , width: 8 mm , height: 56 mm , length : 52 mm , mounting type: TS 35/7.5, TS 35/15, TS 32
Approvals	CE
Standard Colour	Gray
Colour Variants	Black , Blue , Green , Khakhi , Red , Yellow ,
Your Advantages	space saving design . Convenient separation of circuits using lever-type disconnect knife.

Key Commercial Data

Standard Weight	1.97 Kg
Weight per Piece (excluding packing)	19 g
Packing Unit	100 pc
Minimum Order Quantity	100 pc
Country Of Origin	India

Technical Data - General

Number of levels	1
Number of connections	2
Potentials	1
Nominal cross section	6 mm ²
Insulating Material	Polyamide 6 , 6
Clamping Material	CRCA
Flammability rating acc. to UL 94	V2 (V0 - on customer demand)
Area of application	
Rated surge voltage	8 kV
Degree of pollution	3
Overvoltage category	III
Maximum power dissipation for nominal condition	2.04 W
Nominal Current I _N	32 A
Nominal Voltage U _N	800 V
Open side panel	Yes
Back of the hand protection	Guaranteed
Finger Protection	Guaranteed
Result Of Surge Voltage Test	Test passed
Surge Voltage Test Setpoint	9.8 kV
Result of power-frequency withstand voltage test	Test passed
Power frequency withstand voltage setpoint	2 kV
Result of the test for mechanical stability of terminal points	Test passed
Result of bending test	Test passed
Bending test rotation speed	9
Bending test turns	135
Bending test conductor cross section/weight	0.5 mm ² / 0.3 kg , 6 mm ² / 1.4 kg , 10 mm ² / 2 kg
Tensile test result	Test passed
Conductor cross section tensile test	0.5 mm ²
Tractive force setpoint	20 N
Conductor cross section tensile test	6 mm ²
Tractive force setpoint	80 N
Conductor cross section tensile test	10 mm ²
Tractive force setpoint	90 N
Result of tight fit on support	Test passed
Tight fit on carrier	TS 35/7.5, TS 35/15 , TS 32
Setpoint	5
Result of voltage-drop test	Test passed
Requirements, voltage drop	<=6.4 mV

Result of temperature-rise test	Test passed
Short circuit stability result	Test passed
Conductor cross section short circuit testing	6 mm ²
Short-time current	0.72 kA
Result of thermal test	Test passed
Proof of thermal characteristics effective duration	30
Relative insulation material temperature index	130 °C
Temperature index of insulation material	130 °C
Static insulating material application in cold	-40 °C
Oxygen index	28 %
Surface flammability	Passed
Specific optical density of smoke	Passed
Smoke gas toxicity	Passed

Dimensions

Width	8 mm	0.31 inch
End cover width	1.5 mm	0.06 inch
Length	52 mm	2.05 inch
Height	56 mm	2.2 inch
Height NS 35/7,5	56.7 mm	2.23 inch
Height NS 35/15	64.2 mm	2.53 inch
Height NS 32/15	61.1 mm	2.41 inch


Connection Data

Screw thread	M3.5
Stripping length	12 mm
Tightening torque, min	0.8 Nm
Tightening torque, max	0.88 Nm
Connection in acc. with standard	IEC 60947-7-1
Conductor cross section solid min	0.5 mm ²
Conductor cross section solid max	10 mm ²
Conductor cross section flexible min	0.5 mm ²
Conductor cross section flexible max	6 mm ²
Conductor cross section flexible, with ferrule without plastic sleeve min	0.5 mm ²
Conductor cross section flexible, with ferrule without plastic sleeve max	6 mm ²


Conductor cross section flexible, with ferrule with plastic sleeve min	0.5 mm ²
Conductor cross section flexible, with ferrule with plastic sleeve max	6 mm ²
Internal cylindrical Gauge	A5


Product Accessories


End Cover				
KPSD4	Height	41.30 mm	1.63 inch	
	Width	1.50 mm	0.06 inch	
	Length	52.00 mm	2.05 inch	


Marker For Terminal Blocks				
LABEL KN8	Width	8.00 mm	0.31 inch	

Marker carriers				
GMH 10	Height	51.00 mm	2.01 inch	
	Width	10.00 mm	0.39 inch	
	Length	41.50 mm	1.63 inch	
GMH 20	Height	51.00 mm	2.01 inch	
	Width	20.00 mm	0.79 inch	
	Length	41.50 mm	1.63 inch	

Insertion Bridge				
KSLD6				

Partition Plate				
KBZF	Height	65.00 mm	2.56 inch	
	Width	1.50 mm	0.06 inch	
	Length	65.00 mm	2.56 inch	

Cover Profile				
PCK3	Height	28.00 mm	1.10 inch	
	Width	58.35 mm	2.30 inch	
	Thickness	1.00 mm	0.04 inch	

Cover Profile Carrier				
UHDD	Height Thickness Length	74.50 mm 1.50 mm 55.82 mm	2.93 inch 0.06 inch 0.06 inch 2.20 inch	

End Clamp				
DCKN	Height Width Length	33.00 mm 6.00 mm 43.50 mm	1.30 inch 0.24 inch 1.71 inch	
DCKN10	Height Width Length	33.00 mm 10.00 mm 43.50 mm	1.30 inch 0.39 inch 1.71 inch	
SCKN	Height Width Length	35.50 mm 8.00 mm 50.60 mm	1.40 inch 0.31 inch 1.99 inch	
SCUN	Height Width Length	35.50 mm 9.50 mm 50.60 mm	1.40 inch 0.37 inch 1.99 inch	

DIN Rail Perforated				
CHKDS	Height Width Thickness	15.00 mm 35.00 mm 1.50 mm	0.59 inch 1.38 inch 0.06 inch	
CHKS	Height Width Thickness	7.50 mm 35.00 mm 1.00 mm	0.30 inch 1.38 inch 0.04 inch	

DIN Rail, Unperforated				
CHK	Height Width Thickness	7.50 mm 35.00 mm 1.00 mm	0.30 inch 1.38 inch 0.04 inch	
CHKD	Height Width Thickness	15.00 mm 35.00 mm 1.00 mm	0.59 inch 1.38 inch 0.04 inch	

End Cap					
CHKENDCAP	Height Width Length	14.00 mm 9.00 mm 41.50 mm	0.55 inch 0.35 inch 1.63 inch		