

Serie 1008/E

- Internationaler Standard für 50 mil Applikationen
- Kontaktierung bestückter Leiterplatten

Mechanische Daten

Rastermaß	1.27 mm/ 50 mil
Maximaler Hub	6.40 mm
Arbeitshub	4.30 mm
Federvorspannung	0.30/ 0.40/ 0.50/ 0.60 N
Federkraft bei Arbeitshub	1.00/ 1.50/ 2.00/ 2.80 N

Elektrische Werte

Maximale Strombelastung	2.0...3.0 A
Typischer Durchgangswiderstand	<= 20 mOhm




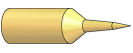




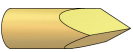


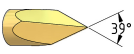
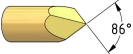
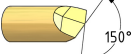
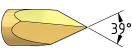
Werkstoffe

Gehäuse	Bronze, vergoldet
Feder	Federstahl, vergoldet
Kolben	Stahl / CuBe
Hülse	Bronze, vergoldet

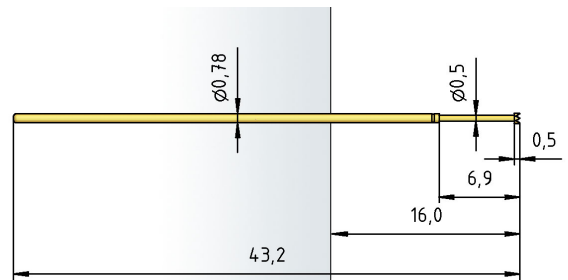
empf. Bohrer - Durchmesser

HP 2361.1 (Trolitax)	0.95...0.96 mm
mit eingedrücktem Pressring	1.02 mm
HGW 2371 (Hartglasgewebe)	0.96...0.97 mm
mit eingedrücktem Pressring	1.03 mm

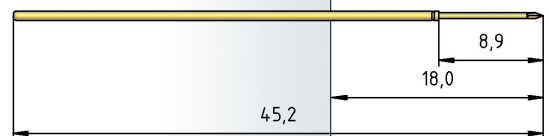
Tastkopfform • Durchmesser • Oberfläche

				
A 0.50C Au	A 0.90 Au	B 0.50 Au	BST2 0.50 Au	C 0.90C Au
				
D 0.50C Au	F 0.60C Au	H 0.50 Au 0.90C Au	H1 0.50 Au	LG 0.40 Au
				
Q 0.50 Au	V 0.50 Au	V1 0.50 Au	V4 0.50 Au	VL2 0.50 Au

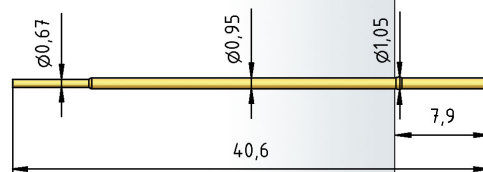
1008/E



1008/E-VL2



H 1008/E-C



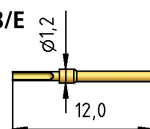
H 1008/E-L



H 1008/E-ST



ST 1008/E



Bestellbeispiel

1008/E	- C	- 1.5 N	- Au	- 0.9 C
1	2	3	4	5 6

1. Serie 2. Kopfform 3. Federkraft 4. Tastkopfveredelung
5. Kopfdurchmesser 6. Tastkopfmaterial (nur bei CuBe)