





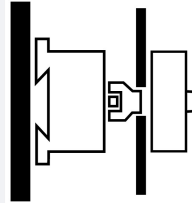
DC switch-disconnector, 2 pole, 400 A, with grey knob, rear mounting



Powering Business Worldwide™

Part no. DDC-400/2
Article no. 6098943

Delivery programme

Product range			DC switch-disconnector Main switch maintenance switch
Part group reference			DDC with grey knob
Information about equipment supplied			auxiliary contact fitted by user.
Number of poles			2 pole
Auxiliary contacts			
		N/O	2
		N/C	2
Degree of Protection			IP20
Design			rear mounting
			
Rated uninterrupted current	I_u	A	400

Technical data

General			
Standards			IEC/EN 60947, VDE 0660, IEC/EN 60204, Switch-disconnector according to IEC/EN 60947-3
Certifications			CE, RoHs
Ambient temperature			
Storage	θ	°C	-40 - +80
Overvoltage category/pollution degree			III/3
Rated impulse withstand voltage	U_{imp}	kV	12
Rated insulation voltage	U_i	V	1200
Mounting position			As required
Protection against direct contact when actuated from front (EN 50274)			Finger and back-of-hand proof

Contacts

Mechanical variables			
Number of poles			2 pole
Auxiliary contacts			
		N/O	2
		N/C	2
Electrical characteristics			
Rated uninterrupted current	I_u	A	400
Note on rated uninterrupted current I_u			Rated uninterrupted current I_u is specified for max. cross-section.
Rated short-time withstand current (1 s current)	I_{cw}	A_{rms}	15000
Note on rated short-time withstand current I_{cw}			Current for a time of 1 second
Rated short-circuit making capacity	I_{cm}	kA_{eff}	25

Switching capacity

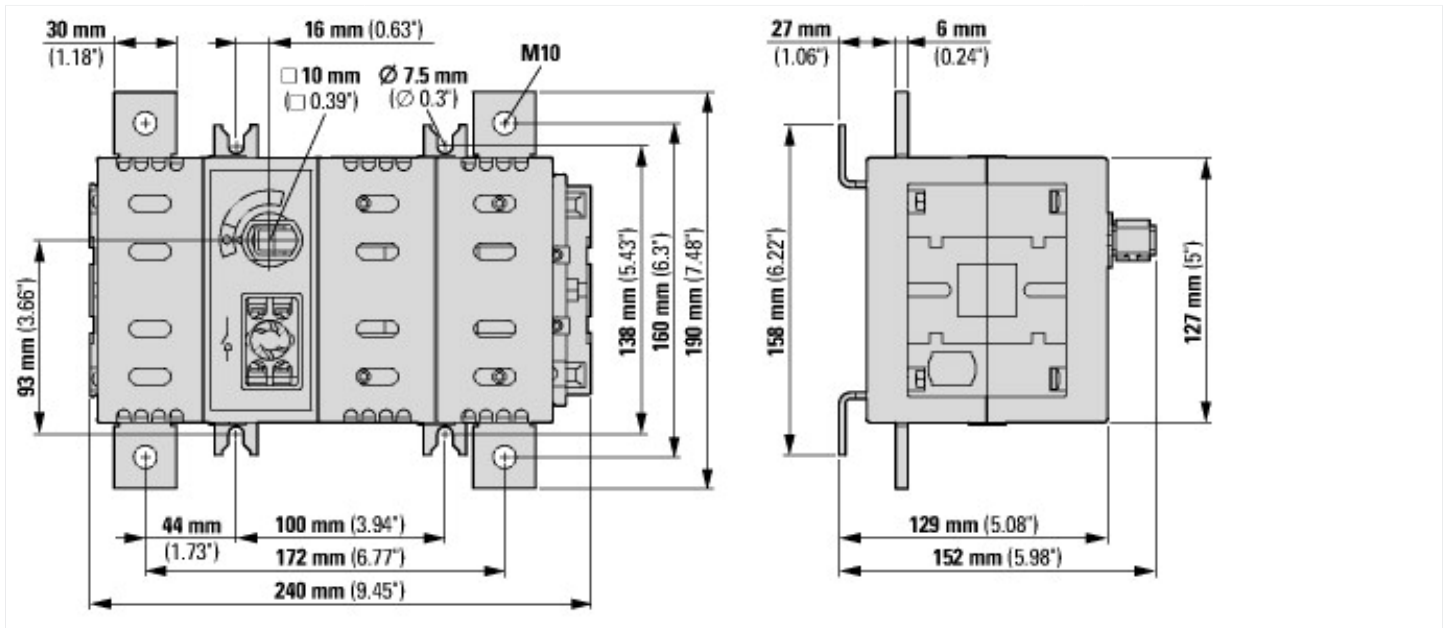
Lifespan, mechanical	Operations	10000
----------------------	------------	-------

DC				
Utilization category DC21B				
Rated operational current switch				
480 V	I_e	A	400	
600 V	I_e	A	400	
1000 V	I_e	A	400	

Terminal capacities

Solid		mm^2	1 x 240	
Flat conductor connection with busbars		mm^2	2 x (25 x 6)	
Terminal screw			M10	
Max. tightening torque		Nm	20	

Dimensions



Additional product information (links)

IL008023ZU Switch disconnector DDC, DC-Switch (Box 2)

IL008023ZU Switch disconnector DDC, DC-Switch (Box 2)	ftp://ftp.moeller.net/DOCUMENTATION/AWA_INSTRUCTIONS/IL008023ZU2015_12.pdf
Technical overview cam switch, switch-disconnector	http://de.ecat.moeller.net/flip-cat/?edition=HPLTEv1&startpage=4.2
System overview cam switch T	http://de.ecat.moeller.net/flip-cat/?edition=HPLTEv1&startpage=4.4
System overview switch-disconnector P	http://de.ecat.moeller.net/flip-cat/?edition=HPLTEv1&startpage=4.6
Key to part numbers Cam switch	http://de.ecat.moeller.net/flip-cat/?edition=HPLTEv1&startpage=4.8
Key to part numbers Switch-disconnector	http://de.ecat.moeller.net/flip-cat/?edition=HPLTEv1&startpage=4.8
Switches for ATEX	http://www.coopercrouse-hinds.eu/en/products/25-ex-safety-and-main-current-switches.html