


MFR-2200 Series Dual Output

Simultaneous Soldering & Rework Systems



The MFR-2200 Series features dual output capability allowing users to select operation of one hand-piece or two hand-pieces **simultaneously**.

The MFR-2200 Systems below offer a choice of three hand-pieces, however two additional hand-pieces including the desoldering option are also available as upgrade kits (see pages 22 & 25).





Systems	MFR-PS2200 Power Supply	MFR-H1-SC2 Soldering Cartridge Hand-piece	MFR-H2-ST2 Soldering Tip Hand-piece	MFR-H4-TW Tweezer Hand-piece	WS1 Universal Soldering Workstand	MFR-WSPT Tweezer Workstand
Picture Reference		1	2	3		
MFR-2210	1	1			1	
MFR-2220	1		1		1	
MFR-2240	1			1		1
MFR-2211	1	2			2	
MFR-2222	1		2		2	
MFR-2241	1	1		1	1	1

NEW STYLE MFR Tip and Cartridge Hand-pieces.



**Slimmer grip for added
comfort and handling.**



MFR-1100 Series Single Output Soldering & Rework Systems



The MFR-1100 Single Output Series is designed to minimize your training investment, maximize application solutions and increase productivity.

This Series is compact and **versatile** and can be used with either a soldering tip, cartridge or tweezers hand-piece. A shop air desoldering option is also available as an upgrade kit (see pages 22 & 25).



Systems	MFR-PS1100 Power Supply	MFR-H1-SC2 Soldering Cartridge Hand-piece	MFR-H2-ST2 Soldering Tip Hand-piece	MFR-H4-TW Tweezer Hand-piece	MFR-H6-SSC SSC Cartridge Hand-piece	WS1 Soldering Workstand	MFR-WSPT Tweezer Workstand	WS2 Soldering Workstand
Picture Reference		1	2	3	4	5		6
MFR-1110	1	1				1		
MFR-1120	1		1			1		
MFR-1140	1			1			1	
MFR-1160	1				1			1
MFR-1161	1	1			1	1		1

Note: The MFR-1160 replaces the Metcal SP200 Soldering System. The MFR-H6-SSC hand-piece accepts the same SSC cartridges.

SxP
Soldering Cartridges

RxP
Rework Cartridges

Full range on pages 29-30

SxV
Soldering Tips

CxV
Blade Tips

Full range on pages 26-27

TxP
Tweezer Cartridges

Full range on page 31

SSC
Soldering Cartridges
(Previous SP200 System)

Full range on page 17

MFR-1100 & MFR-2200 Series

Soldering & Rework Systems



MFR-2200 and MFR-1100 series



MFR-2200, MFR-1100 and MFR-1300 series (shown on page 14)

Key Features & Benefits

- ▶ SmartHeat® Technology provides exceptional power for high thermal demand applications
- ▶ Single or Dual simultaneous outputs allow for single or dual hand-piece use
- ▶ Five hand-pieces available for increased application solutions for soldering, desoldering (upgrade kit) and rework on one system
- ▶ Each hand-piece has a comprehensive range of cartridges or tips for maximum flexibility
- ▶ Ergonomic hand-pieces for operator safety and comfort

Other Accessories Available:

MFR-CA3	Coil Assembly for Tip Hand-piece (MFR-H2-ST2)
WS1G	Auto-sleep Workstand, Green
MFR-PM70	Power Meter
AC-CP2	Cartridge / Tip Removal Pad
AC-BP	Brass Pad (for Workstand) - Pack of 10

Technical Specifications

Power Supply	MFR-1100	MFR-2200
Ambient Operating Temperature	10 - 40°C (50°F - 104°F)	10 - 40°C (50°F - 104°F)
Maximum Enclosure Temperature	55°C (131°F)	55°C (131°F)
Input Line Voltage	100 - 240 VAC	100 - 240 VAC
Power Consumption	70 Watts maximum	130 Watts maximum
Input Line Frequency	50/60 Hz grounded circuit *	50/60 Hz grounded circuit *
Output Power	60 Watts at 22°C *	60 Watts at 22°C per output (2 outputs)*
Output Frequency	450 KHz	450 KHz
Power Cord (3-wire)	183 cm 18/3 SJT	183 cm 18/3 SJT
Dimensions (approx.) W x D x H	90mm (3.5") x 142mm (5.6") x 197mm (7.8")	170mm (7") x 200mm (8") x 152.5mm (6")
Weight	2.3kg (5.05 lbs)	2.97 kg (6.55 lbs)
Surface Resistivity	10 ⁵ -10 ⁹ Ohms	10 ⁵ -10 ⁹ Ohms
Certification / Marking	cTUVus, CE	cTUVus, CE

Soldering Handle and Coil Assembly

Tip-to-Ground Potential	< 2 mV RMS	< 2 mV RMS
Tip-to-Ground Resistance	<2 ohms	<2 ohms
Idle Temperature Repeatability	± 1.1°C (2°F) in still air	± 1.1°C (2°F) in still air
Handle Cord Assembly Length	122 cm – burn proof, ESD safe	122 cm – burn proof, ESD safe
Connector	8-pin circular DIN	8-pin circular DIN
Workstand W x D x H	100 mm (4") x 200 mm (8") x 100 mm (4")	100 mm (4") x 200 mm (8") x 100 mm (4")
Workstand Weight	0.69 kg (1.51 lbs)	0.69 kg (1.51 lbs)

* RF SmartHeat Technology provides greater power. More details at www.metcal.com/smartheat

MFR-1150 Single Output

Soldering & Desoldering Systems with Venturi

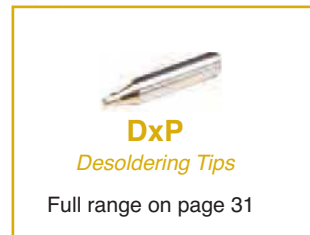
The MFR-1150 Desolder System with Venturi Workstand provides a compact and easy **shop air option**.

Key Features & Benefits

- ▶ Venturi workstand
- ▶ 2 in 1 Desolder hand-piece (Pistol or Pencil)
- ▶ **MFR-H5-DS & MFR-WSDSX are compatible for use with all MFR systems (available under MFR-UK5 upgrade kit)**
- ▶ Uses DxP desolder cartridges and replaceable coil assembly (MFR-HDCA)



Part No.	Description
MFR-1150	Complete System
<i>Includes:</i>	
MFR-PS1100	Power Supply
MFR-H5-DS	Desolder hand-piece
MFR-WSDSX	Workstand with venturi box for desolder hand-piece
MFR-FTKIT	Fittings and air hose kit
AC-TC	Desolder tip cleaner tool



Technical Specifications

	MFR-PS1100 Power Supply
Input Line Voltage	100-240 VAC
Power Consumption	70 Watts max.
Input Line Frequency	50/60Hz *
Output Power	60 Watts Max *
Output Frequency	450 KHz
Dimensions W x D x H	90mm x 200mm x 152.5mm (3.5" x 8" x 6")

* RF SmartHeat Technology provides greater power. More details at www.metcal.com/smartheat

	MFR-1150 System
Idle Tip temperature stability	+/- 1.1°C (2°F) in still air
Ambient Operating Temperature	10 - 40°C (50 - 104°F)
Maximum Enclosure Temperature	55°C (131°F)
Tip to ground Potential	<2mV
Tip to ground resistance	<2 Ohms
Surface resistivity	10 ⁵ – 10 ⁹ Ohm
Approvals	cTUVus, CE



Collection chamber replacement



Remove grip for Pencil config.



MFR-UK5 Upgrade Kit
Compatible with all MFR
Series Power Supplies

	MFR-H5-DS Desolder Hand-piece
Power Cord (3-wire)	183cm (72")
Solder Hand-piece cable length	152 cm (60"), burn proof, ESD safe
Hand piece connector	8 pin power connector

	MFR-WSDSX Workstand
Input voltage	24V
Input power	15W
Workstand dimensions	100mm x 200mm x 140mm (4" x 8" x 5.5")
Noise level	< 55 dB
Recommended Air pressure input	550kPa (80PSI) - Shop air only
Vacuum suction force	0.85 bar (25" Hg)

MFR-1300 Dual Switchable Output Soldering & Desoldering Systems with Internal Air

The MFR-1300 Desoldering and Rework System features a innovative desoldering hand-piece and a power supply with an **internal pump** providing 0.7 bar of vacuum suction force making through-hole desoldering easy.

Key Features & Benefits

- ▶ Self-contained powerful vacuum pump
- ▶ 2 in 1 ergonomic and flexible hand-piece
- ▶ Recyclable collection chamber with increased capacity
- ▶ Quick and easy change collection chamber
- ▶ Dual switchable output
- ▶ Powered by Smarheat® Technology
- ▶ Compatible with previous MFR Desolder range



Part No.	Description
MFR-1350	Desolder System with Internal Pump*
MFR-1351	Solder / Desolder System with Internal Pump**
<i>Includes:</i>	
MFR-PS1300	Power Supply
MFR-H5-DS	Desolder hand-piece*
MFR-H1-SC2	Solder Cartridge hand-piece*
MFR-WSDSU	Workstand for Desolder hand-piece*
WS1	Workstand for Solder hand-piece*



Technical Specifications

	MFR-1350/51
Input Line Voltage	100-240 VAC
Input Line Frequency	50/60Hz
Power Consumption	110 Watts max. (Power Supply MFR-PS1300)
Output Power	60 Watts Max *
Output Frequency	450 KHz *
Idle Tip temperature stability	+/- 1.1°C (2°F) in still air
Ambient Operating Temperature	10 - 40°C (50 - 104°F)
Maximum Enclosure Temperature	55°C (131°F)
Noise level	< 55 dB
Vacuum suction force	0.7 bar (21in Hg at Vacuum pump at sea level)
Power Cord (3-wire)	183cm (72")
Desolder Hand-piece cable length	152 cm (60"), burn proof, ESD safe
Solder Hand-piece cable length	122 cm (48"), burn proof, ESD safe
Hand piece connector	8 pin power connector
Tip to ground Potential	<2mV
Tip to ground resistance	<2 Ohms
Surface Resistivity	10 ⁵ – 10 ⁹ Ohms
Approvals	cTUVus, CE
Dimensions (approx.) W x D x H	170mm x 200mm x 152.5mm (7" x 8" x 6")
Workstand dimensions	100mm x 200mm x 100mm (4" x 8" x 4")

* RF SmartHeat Technology provides greater power. More details at www.metcal.com/smarheat



Pencil



Pistol

Accessories and Spare Parts

For MFR and PS Series



Hand-pieces and replacement coils


PS-HC3		Soldering Handle with PS-CA3 Coil Assembly (PS-900)
PS-H3	1	Soldering Handle without Coil Assembly (PS-900)
PS-CA3	2	Coil Assembly for PS-HC3 / PS-H3 Hand-piece (PS-900)
MFR-H1-SC2	3	Cartridge Solder / Rework Hand-piece (MFR)
MFR-H2-ST2	4	Tip Solder Hand-piece (MFR)
MFR-CA3		Coil Assembly for MFR-H2-ST2 Hand-piece (MFR)
MFR-H4-TW	5	Precision Tweezer Hand-piece (MFR)
MFR-H6-SSC	6	SSC Cartridge Solder Hand-piece (MFR)
MFR-H5-DS	7	Desolder Hand-piece
MFR-HSREC		Cartridge Solder / Rework Hand-piece with long cord (1.83m / 6ft)
MFR-HSRLR	8	Cartridge Solder / Rework Hand-piece with long reach access

Workstands

WS1		Universal Auto Sleep Workstand
WS2		Round Auto Sleep Workstand
WS2-NS	9	Solder Workstand (PS-900)
MFR-WSPT	10	Non Sleeper Precision Tweezer Workstand
MFR-WSDSX	11	Venturi Workstand for Desolder Hand-piece
MFR-WSDSU		Non Sleeper Workstand for Desolder Hand-piece
WS1CB		Solder Rework Cradle Replacement for WS1 Workstand
WS2CB		Solder Rework Cradle Replacement for WS2 Workstand
MFR-WSDSCB		Replacement cradle for all MFR Desolder Workstands * for all rectangular MFR workstands

Upgrade Kits

MFR-UK1		Solder Cartridge Hand-piece (MFR-H1-SC2) and Workstand (WS1)
MFR-UK2		Solder Tip Hand-piece (MFR-H2-ST2) and Workstand (WS1)
MFR-UK4		Tweezer Cartridge Hand-piece (MFR-H4-TW) and Workstand (MFR-WSPT)
MFR-UK5		Desolder Hand-piece (MFR-H5-DS) and Workstand (MFR-WSDSX)
MFR-UK6		Solder Cartridge Hand-piece (MFR-H6-SSC) and Workstand (WS2)
MFR-H5-DS-C		Desolder Hand-piece (MFR-H5-DS) and Workstand cradle (MFR-WSDSCB)



Lead-Free Process Identification

WS1G	12	Green Universal Auto Sleep Workstand
WS2G		Green Solder Workstand (PS-900)
WS1CG		Green Solder Rework Cradle Replacement for WS1 Workstand
WS2CG		Green Solder Rework Cradle Replacement for WS2 Workstand
AC-CK1	13	Green Identification Ring for OKI Cartridges (Pack of 50)
AC-CK3		Green Identification Ring for SSC Cartridges (Pack of 50)
AC-CK4	14	Green Identification Ring for OKI Tips (Pack of 50)

Miscellaneous Accessories

AC-BRUSH	15	Soft Brass Brush
AC-CP2		Cartridge and Tip Removal Pad
AC-FX1	16	Fume Extraction Kit
AC-IK		Interlocking / Mounting Kit
MFR-PM70		Power Meter for MFR Series
PS-PM900		Power Meter for PS-900
AC-Y10		Yellow Sponge for WS1 Workstand (Pack of 10)
AC-YS4		Yellow Sponge Round for WS2 Workstand (Pack of 10)
AC-BP		Brass Pad (Pack of 10)

Desoldering Accessories

MFR-DC10	17	Disposable Collection Chamber for MFR-H5-DS (pack of 10)
MFR-DC100		Disposable Collection Chamber for MFR-H5-DS (pack of 100)
MFR-HDCA	18	Coil Assembly for MFR Desolder Hand-piece
MFR-PG		Replacement Pistol grip for MFR-H5-DS Hand-piece
AC-SK1		Seal Kit Collection Chamber (pack of 2)
AC-VP		Vacuum Port
AC-VL		ESD Air Hose
AC-VPF		Vacuum Port Filter (pack of 5)
LM-PS		Power supply for MFR-WSDSX with multi plug adapters
AC-TC		Desoldering Tip Cleaner Tool

PS-900 Production Soldering



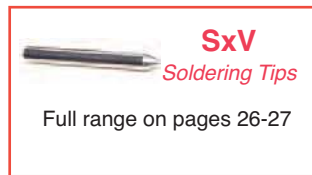
The PS-900 provides power and exceptional SmartHeat® thermal control in a **small benchtop footprint**.

Key Features & Benefits

- ▶ SmartHeat® temperature control
- ▶ Ergonomic, lightweight handle
- ▶ Rugged cast aluminum housing
- ▶ Added plating thickness to tips
- ▶ Low cost, quick-change heater coil

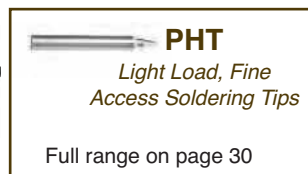


Part No.	Description
PS-900	Complete System
<i>Includes:</i>	
PS-PW900 1	Power Supply
PS-HC3 2	Hand-piece (PS-H3) and Coil Assembly (PS-CA3)
WS2-NS 3	Workstand, Black
SFV-CH15A 6	Economical and Affordable Chisel Solder Tip 1.5mm (.06")
<i>Other Accessories Available:</i>	
PS-H3 4	Hand-piece only, NO PS-CA3 Coil Assembly
PS-CA3 5	Coil Assembly for SxV Soldering Tips and CxV Blade Tips ONLY
WS2	Auto-sleep Workstand, Black
WS2G	Auto-sleep Workstand, Green
AC-CP2	Tip Removal Pad



ONLY AVAILABLE ON PS-900 SYSTEM AND FOR USE WITH PHT TIPS

PS-CA1 7	Coil Assembly for PHT Soldering Tips ONLY
PS-HC1	Hand-piece (PS-H3) and Coil Assembly (PS-CA1)
PS-H3 8	Hand-piece only, NO PS-CA1 Coil Assembly



PS-900 Production Soldering

Technical Specifications

Power Supply

Ambient Operating Temperature	10 - 40°C
Maximum Enclosure Temperature	65°C
Input Line Voltage	100 - 240 VAC
Power Consumption	90 Watts max.
Input Line Frequency	50/60 Hz *
Output Power	60 Watts max.*
Output Frequency	450 KHz
Power Cord (3-wire)	183 cm 18/3 SJT
Dimensions W x D x H	80 x 160 x 115 mm (3.1" x 6.3" x 4.5")

* RF SmartHeat Technology provides greater power. More details at www.metcal.com/smartheat

Soldering Handle and Coil Assembly

Tip-to-Ground Potential	< 2 mV
Tip-to-Ground Resistance	< 2 ohms
Idle Temperature Repeatability	± 1.1°C in still air
Handle Cord Assembly Length	122 cm – burn proof, ESD safe
Connector	3-pin power connector
Overall length (with tip)	230 mm (9.06") with standard tips
Grip diameter	13 mm (0.51")
Tip to grip	58 mm (2.28")
Tip shaft diameter	8.0 mm (0.31")
Tip length	82 mm (3.23") to 93 mm (3.66") (typical)
Workstand W x D x H	105 x 175 x 90 mm (4.1" x 6.9" x 3.5")




Tip Soldering Hand-Piece with PS-CA3 Coil Assembly

PS-900-Solar



Key Features & Benefits

- ▶ Superior photo voltaic tabbing and buss soldering
- ▶ SmartHeat reduces thermal stress on solar cells
- ▶ Reduces the likelihood of micro-cracking
- ▶ Produces a controlled, high quality solder joint
- ▶ Calibration-free system
- ▶ Specially designed STV-DRH440A hoof tip for high performance



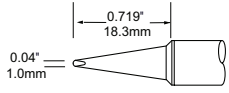
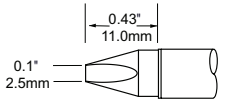
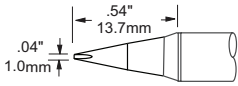

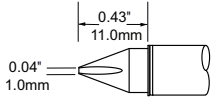
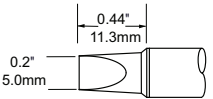
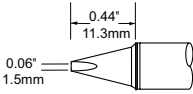
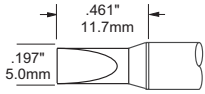
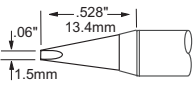
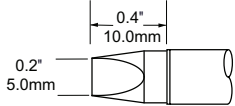
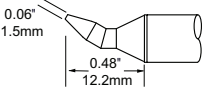
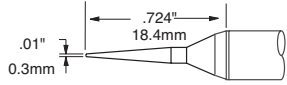
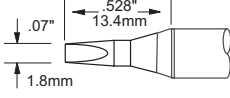
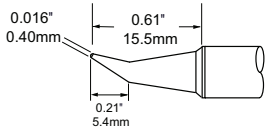
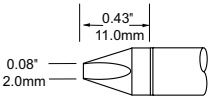
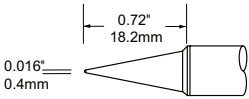
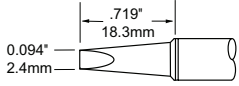
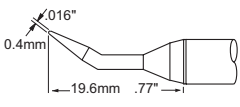
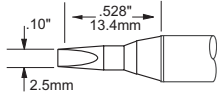
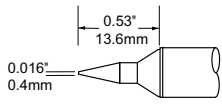
Part No.	Includes
PS-900-Solar	PS-PW900 Power Supply, PS-900-PC9 Hand-piece with long cord (274cm / 9ft) & PS-CA3 Coil Assembly , STV-DRH440A soldering tip, WS2-NS Workstand, AC-CP2 tip removal pad



SxV Soldering Tips



Compatible with: PS-900, MFR-1120, MFR-2220, MFR-2222 Systems,
PS-HC3, MFR-H2-ST and MFR-H2-ST2 hand-pieces, PS-CA3, MFR-CA2 and MFR-CA3 Coil Assemblies

SxV SOLDERING TIPS				
CHISEL	 <p>SFV-CH10A STV-CH10A SCV-CH10A</p>	CHISEL	 <p>SFV-CH25 STV-CH25 SCV-CH25</p>	
	 <p>SFV-CH10AR STV-CH10AR SCV-CH10AR</p>		 <p>SFV-CH30AR STV-CH30AR SCV-CH30AR</p>	
	 <p>SFV-CH10 STV-CH10 SCV-CH10</p>		 <p>SFV-CH50A STV-CH50A SCV-CH50A</p>	
	 <p>SFV-CH15A STV-CH15A SCV-CH15A</p>		 <p>SFV-CH50AR STV-CH50AR SCV-CH50AR</p>	
	 <p>SFV-CH15AR STV-CH15AR SCV-CH15AR</p>		 <p>SFV-CH50 STV-CH50 SCV-CH50</p>	
	 <p>SFV-CHB15 STV-CHB15 SCV-CHB15</p>		CONICAL	 <p>SFV-CNL03AR STV-CNL03AR SCV-CNL03AR</p>
	 <p>SFV-CH18AR STV-CH18AR SCV-CH18AR</p>			 <p>SFV-CNB04A STV-CNB04A SCV-CNB04A</p>
 <p>SFV-CH20 STV-CH20 SCV-CH20</p>	 <p>SFV-CN05A STV-CN05A SCV-CN05A</p>			
 <p>SFV-CH24A STV-CH24A SCV-CH24A</p>	 <p>SFV-CNB04AR STV-CNB04AR SCV-CNB04AR</p>			
 <p>SFV-CH25AR STV-CH25AR SCV-CH25AR</p>	 <p>SFV-CNL04 STV-CNL04 SCV-CNL04</p>			

F = FR4 / Fiberglass, for most standard applications T = Temperature Sensitive C = Ceramic for high thermal demand applications.

SxV Soldering Tips

CxV Blade Tips



Compatible with: PS-900, MFR-1120, MFR-2220, MFR-2222 Systems,
PS-HC3, MFR-H2-ST and MFR-H2-ST2 hand-pieces, PS-CA3, MFR-CA2 and MFR-CA3 Coil Assemblies

SxV SOLDERING TIPS					
CONICAL		SFV-CN05AR STV-CN05AR SCV-CN05AR	HOOF		SFV-DRH420AR STV-DRH420AR SCV-DRH420AR
		SFV-CN05 STV-CN05 SCV-CN05			SFV-DRH20CP STV-DRH20CP SCV-DRH20CP
		SFV-CNB05 STV-CNB05 SCV-CNB05			SFV-DRH430AR STV-DRH430AR SCV-DRH430AR
		SFV-CNL10A STV-CNL10A SCV-CNL10A			STV-DRH630AR SCV-DRH630AR
		SFV-CNL10AR STV-CNL10AR SCV-CNL10AR			SFV-DRH420A STV-DRH420A SCV-DRH420A
		SFV-CNL10 STV-CNL10 SCV-CNL10			SFV-DRH30CP STV-DRH30CP SCV-DRH30CP
		SFV-CNL14 STV-CNL14 SCV-CNL14			SFV-DRH440R STV-DRH440R SCV-DRH440R
		SFV-DRH20 STV-DRH20 SCV-DRH20			SFV-DRH640AR STV-DRH640AR SCV-DRH640AR
		SFV-CNL20 STV-CNL20 SCV-CNL20			SFV-DRH40CP STV-DRH40CP SCV-DRH40CP
		SFV-WV20 STV-WV20 SCV-WV20			SFV-DRH440A STV-DRH440A SCV-DRH440A
KNIFE		SFV-DRK45A STV-DRK45A SCV-DRK45A		SFV-DRK30AR STV-DRK30AR SCV-DRK30AR	
		SFV-DRK50 STV-DRK50 SCV-DRK50		SFV-DRK45AR STV-DRK45AR SCV-DRK45AR	
		CxV BLADE TIPS		A	
			CFV-BL100	CCV-BL100	10mm (.40")
			CFV-BL250	CCV-BL250	25mm (1")
			CFV-BL350	CCV-BL350	35mm (1.4")
			CFV-BL400	CCV-BL400	40mm (1.6")
			CFV-BL500	CCV-BL500	50mm (2")

F = FR4 / Fiberglass, for most standard applications T = Temperature Sensitive C = Ceramic for high thermal demand applications.

PHT Soldering Tips



PHT SOLDERING TIPS

Compatible with: PS-800, PS-800E and PS-900 Systems and PS-CA1 Coil Assembly

	CHISEL		CONICAL		HOOF		CONICAL		KNIFE
		PHT-750315 PHT-650315		PHT-753035 PHT-653035					
		PHT-750325 PHT-650325		PHT-752057 PHT-652057					
		PHT-750326 PHT-650326		PHT-753067 PHT-653067					
		PHT-750335 PHT-650335		PHT-753077 PHT-653077					
		PHT-751355 PHT-651355		PHT-754627 PHT-654627					
		PHT-751367 PHT-651367		PHT-754667 PHT-654667					
		PHT-751384 PHT-651384		PHT-754687 PHT-654687					
		PHT-752017 PHT-652017		PHT-754487F PHT-654487F					
		PHT-752327 PHT-652327		PHT-654497 PHT-754497					
		PHT-752035 PHT-652035		PHT-654697					
		PHT-752335 PHT-652335		PHT-755437 PHT-655437					
		PHT-752337 PHT-652337		PHT-755477 PHT-655477					

75 = 750 Series for most standard applications - 65 = 650 Series for temperature sensitive applications

SxP Soldering & Rework Cartridges



SxP SOLDERING & REWORK CARTRIDGES

Compatible with: MFR-1110, MFR-1161, MFR-1351, MFR-2211, MFR-2241 Systems and MFR-H1-SC hand-piece

CHISEL		SFP-CH10 STP-CH10 SCP-CH10	CONICAL		SFP-CN04 STP-CN04 SCP-CN04		
		SFP-CH15 STP-CH15 SCP-CH15			SFP-CNB04 STP-CNB04 SCP-CNB04		
		SFP-CHB15 STP-CHB15 SCP-CHB15			SFP-CNL04 STP-CNL04 SCP-CNL04		
		SFP-CH20 STP-CH20 SCP-CH20			SFP-CN05 STP-CN05 SCP-CN05		
		SFP-CHL20 STP-CHL20 SCP-CHL20			SFP-CNB05 STP-CNB05 SCP-CNB05		
		SFP-CH25 STP-CH25 SCP-CH25			SFP-CNL06 SCP-CNL06		
		SFP-CH30 STP-CH30 SCP-CH30		BEVEL		SFP-BVL10 STP-BVL10 SCP-BVL10	
		SFP-CH35 STP-CH35 SCP-CH35			HOOF		SFP-DRH05 STP-DRH05 SCP-DRH05
		SFP-CH50 STP-CH50 SCP-CH50					SFP-DRH610 STP-DRH610 SCP-DRH610
	HOOF				STP-WV20 SFP-WV20 SCP-WV20		SFP-DRH15 STP-DRH15 SCP-DRH15
		STP-WV30 SFP-WV30 SCP-WV30		SFP-DRH615 STP-DRH615 SCP-DRH615			
				SFP-DRH35 STP-DRH35 SCP-DRH35			
			KNIFE		SFP-DRK50 STP-DRK50 SCP-DRK50		

F = FR4 / Fiberglass, for most standard applications T = Temperature Sensitive C = Ceramic for high thermal demand applications.

RxP Rework Cartridges

Compatible with: MFR-1110, MFR-1161, MFR-1351, MFR-2211, MFR-2241 Systems, MFR-H1-SC and MFR-H1-SC2 hand-pieces. All dimensions shown are in mm (inches)

RxP REWORK CARTRIDGES								
BLADE			A	B	D	SMT TYPE		
		RFP-BL1 RCP-BL1	10 (0.41)	-	-	-		
		RFP-BL2 RCP-BL2	15.6 (0.62)	-	-	-		
TUNNEL		RFP-DL1 RCP-DL1	5.18 (0.204)	10.16 (0.40)	3.22 (0.127)	Tunnel SOIC-14-16		
		RFP-DL2 RCP-DL2	5.18 (0.204)	4.32 (0.17)	2.29 (.09)	Tunnel SOIC-8		
		RFP-DL3 RCP-DL3	6.86 (.270)	11.15 (0.44)	2.29 (.09)	Tunnel SOIC-16		
SLOT		RFP-SL1 RCP-SL1	2.34 (.092)	1.37 (.054)	1.78 (.07)	0805 Chip Package		
		RFP-SL2 RCP-SL2	3.48 (.137)	1.63 (.064)	1.78 (.07)	1206 Chip Package		
QUAD		RFP-QD4 RCP-QD4	12.70 (.500)	11.43 (.450)	3.81 (.150)	15.24 (.600)	13.97 (.550)	PLCC 32
		RFP-QD6 RCP-QD6	17.78 (.700)	16.76 (.660)	3.81 (.150)	17.78 (.700)	16.76 (.660)	PLCC 44
		RFP-QD7 RCP-QD7	25.27 (.995)	24.38 (.960)	5.59 (.220)	25.27 (.995)	24.38 (.960)	PLCC 68
		RFP-QD10 RCP-QD10	20.32 (.800)	19.30 (.760)	3.81 (.150)	20.32 (.800)	19.30 (.760)	PLCC 52
		RFP-QD15 RCP-QD15	13.34 (.525)	12.32 (.485)	2.79 (.110)	13.34 (.525)	12.32 (.485)	TQFP 80
		RFP-QD19 RCP-QD19	16.13 (.635)	16.13 (.635)	3.30 (.130)	16.13 (.635)	16.13 (.635)	QFP 44
		RFP-QD20 RCP-QD20	16.51 (.650)	16.51 (.650)	3.30 (.130)	22.48 (.885)	22.48 (.885)	QFP 100

F = FR4 / Fiberglass, for most standard applications T = Temperature Sensitive C = Ceramic for high thermal demand applications.

TxP Tweezer Cartridges

DxP Desoldering Tips

Compatible with: MFR-1140, MFR-2240, MFR2241 Systems and MFR-H4-TW hand-piece

TxP TWEezer CARTRIDGES			
BLADE		TFP-BLP1 TTP-BLP1 TCP-BLP1	1.0mm x 14mm (.04" x .55")
		TFP-BLP2 TTP-BLP2 TCP-BLP2	2.0mm x 14mm (.08" x .55")
		TFP-CNP1 TTP-CNP1 TCP-CNP1	Conical 0.4mm x 19.1mm (.015" x .75")
HEAVY DUTY			A
		TFP-BLH40 TTP-BLH40 TCP-BLH40	6.35mm (.25")
		TFP-BLH50 TTP-BLH50 TCP-BLH50	16mm (.62")
		TFP-BLH60 TTP-BLH60 TCP-BLH60	20.5mm (.81")
		TFP-BLH70 TTP-BLH70 TCP-BLH70	28mm (1.1")

Compatible with: MFR-1150, MFR-1350, MFR-1351 systems with MFR-H5-DS hand-piece and previous MFR-DSX, -DSI, -SDX, -SDI Systems with MFR-HDS hand-piece.
All dimensions shown are in mm (inches)

DxP DESOLDERING TIPS		A	B	TYPE
<p>Standard</p> <p>Long Reach</p>	DFP-CN2 DCP-CN2	0.64 (.025)	1.78 (.070)	Standard
	DFP-CN3 DCP-CN3	0.76 (.030)	2.03 (.080)	Standard
	DFP-CN4 DCP-CN4	1.02 (.040)	2.28 (.090)	Standard
	DFP-CN5 DCP-CN5	1.27 (.050)	2.64 (.104)	Standard
	DFP-CN6 DCP-CN6	1.52 (.060)	2.84 (.112)	Standard
	DFP-CN7 DCP-CN7	2.41 (.095)	3.63 (.143)	Standard
	DFP-CNL3 DCP-CNL3	0.76 (.030)	2.03 (.080)	Long Reach
	DFP-CNL4 DCP-CNL4	1.02 (.040)	2.28 (.090)	Long Reach
	DFP-CNL5 DCP-CNL5	1.27 (.050)	2.64 (.104)	Long Reach

F = FR4 / Fiberglass, for most standard applications T = Temperature Sensitive C = Ceramic for high thermal demand applications.