


# UTS Series

14E12/14D12 (4x#16 + 8x#20)



## Specifications

Contact type	Connector type	Backshell	Part number	
			Male insert	Female insert
Hand solder electrical contacts loaded	Square flange receptacle	Without (Fig.6)	UTS014E12P	UTS014E12S
	Plug	Without (Fig.1)	UTS614E12P	UTS614E12S
		Cable gland (Fig.2)	UTS6JC14E12P	UTS6JC14E12S
	Jam nut receptacle	Without (Fig.3)	UTS714E12P	UTS714E12S
PCB contacts loaded	Square flange receptacle	Without (Fig.6)	UTS014D12P	UTS014D12S
	Jam nut receptacle with stand off and with hold down clips	Without (Fig.4)	UTS714D12P32	UTS714D12S32
	Jam nut receptacle with stand off and without hold down clip	Without (Fig.5)	UTS714D12P	UTS714D12S

Sealed unmatred

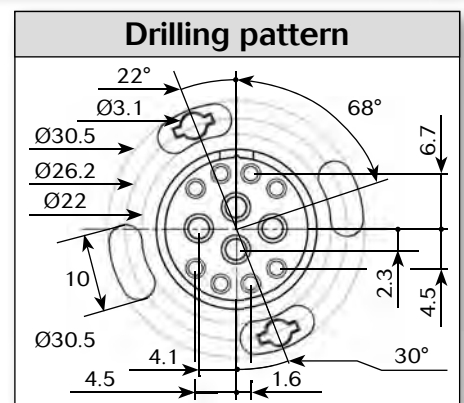
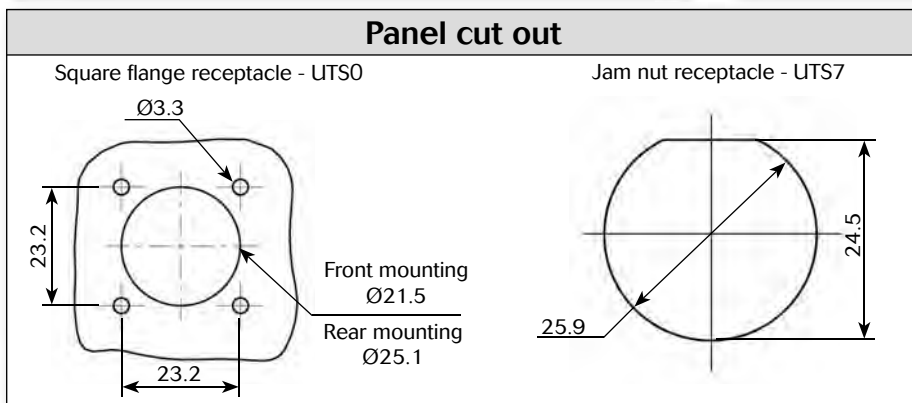
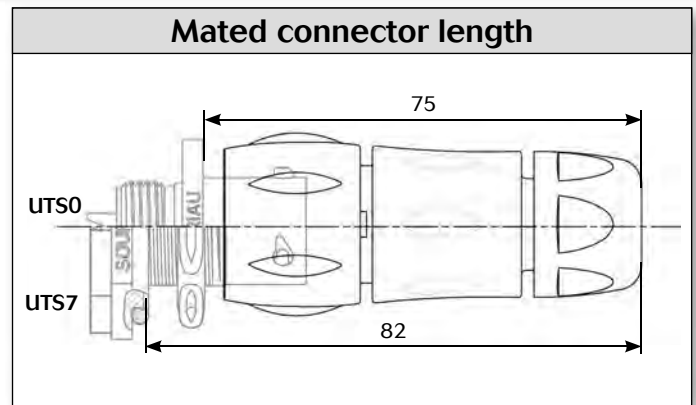
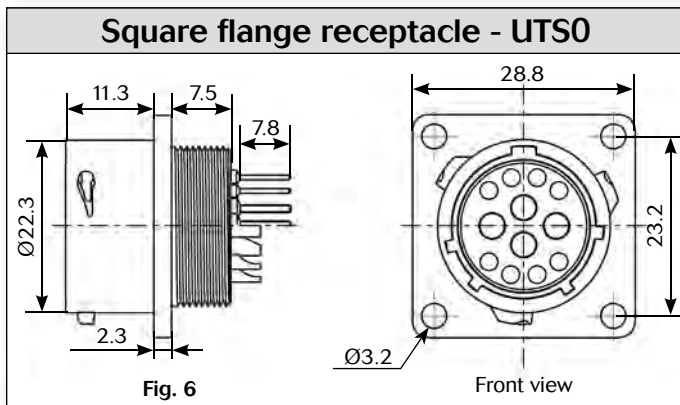
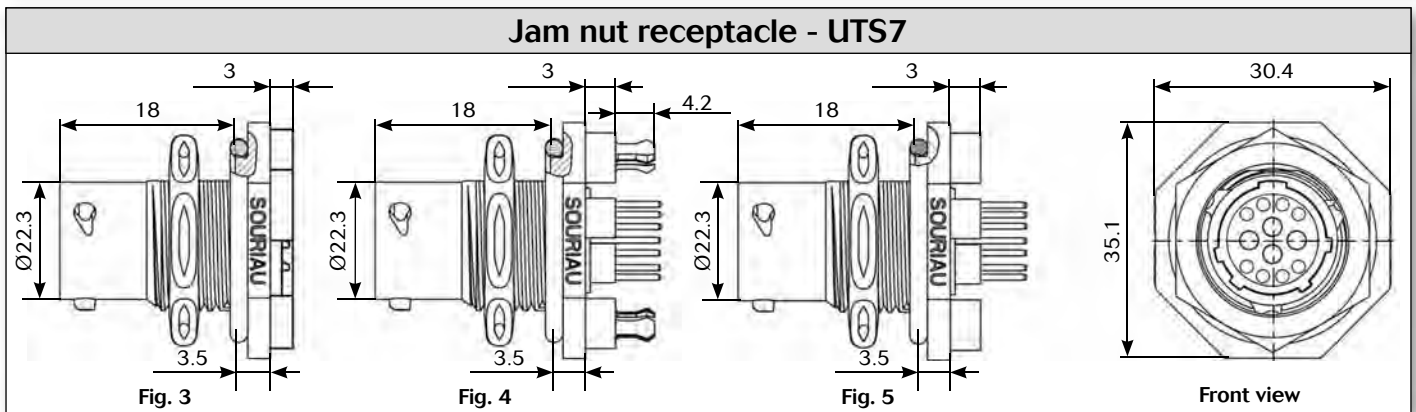
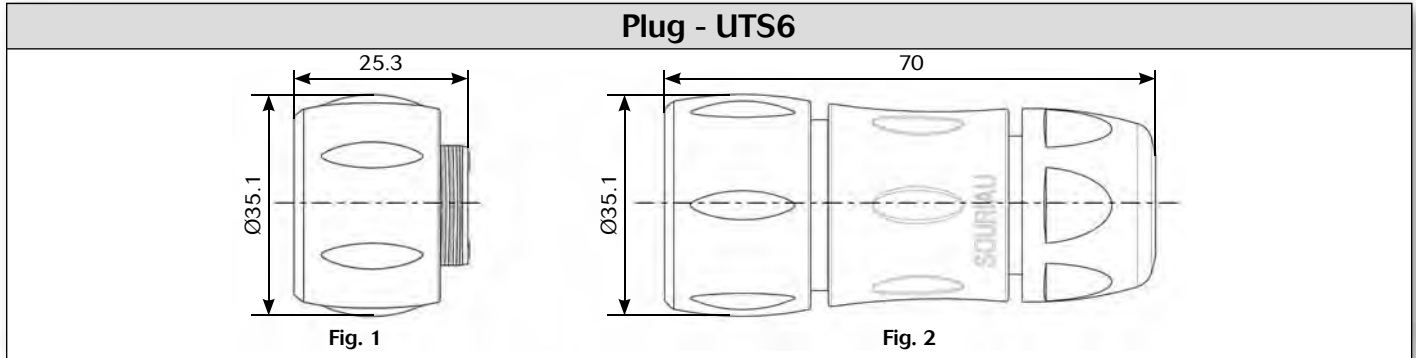
# UTS Series

14E12/14D12 (4x#16 + 8x#20)



12 contacts  
4A/50V  
per IEC 61984

## Dimensions



# UTS Series

14E12/14D12 (4x#16 + 8x#20)



## Accessories

### Jam nut sealing caps

Metal terminal

Part number	Part number
UTS14DCG	UTS14DCGR

### Plug sealing cap

Part number
UTS614DCG

### Square flange sealing cap

Metal terminal

Part number
UTS14DCGE

### Plastic protective cap

Part numbers	
Receptacle cap	Plug cap
85005588A	85005597

### Gasket

Part numbers / neoprene
UTFD14B

### Color coding rings

G for Green  
Y for Yellow  
R for Red

Part numbers	
Receptacles	Plugs
UTS714CCR	UTS614CCR
UTS714CCRY	UTS614CCRY
UTS714CCRG	UTS614CCRG

\* Add G for Green, Y for Yellow, R for Red

### Electrical characteristics

**UL**  
4.5A 250V UL94 HB

**CSA**  
4.5A 250V UL94 HB

**IEC**  
4A 50V 1.5kV 3

