


SpeakUp I'm, listening.



The SpeakUp is a speech recognition click™ board. You can set it up to recognize over 200 different voice commands and have the on-board MCU carry them out instantly.



કાંઈ લેન્
યી સોમલા બેલત
Licht an play movie
Lights on

PREORDER NOW \$39⁰⁰

shipping starts April 28th



Easy to configure



Over 200 commands



Ultra fast operation



Standalone mode

Simple & Straightforward

SpeakUp learns from scratch, so you can make it understand your commands spoken in any language, dialect or slang.

It listens and learns...

Using a simple interface on your computer, you record a word or phrase (up to 5 seconds) and assign it an instruction. Repeat for as many commands as you need.



FREE software


...understands and obeys

When you put it to work, it listens to what you're saying, matches the sound to one of the pre-recorded commands, and triggers the specified action which the on-board MCU executes.

Ins & Outs

What gives the SpeakUp its speech recognition capabilities is the firmware we developed for the on-board MCU. It's based on the DTW algorithm, which makes it decisive, it turns your talk into action almost instantly.



Input:



Output:

After the processed sound has been forwarded to the **STM32F415RG** MCU that interprets the voice command, there are two output options which can be utilized at the same time or separately:

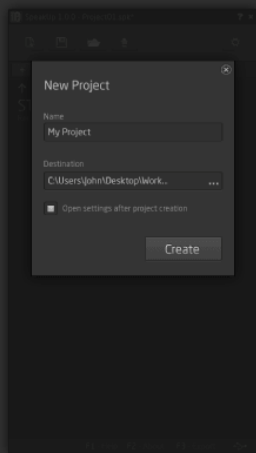
STANDALONE MODE: On-board MCU directly controls external devices using 12 user programmable GPIOs.



CLICK™ MODE: Sends index of the matched voice command to a selectable interface: USB or UART.

Software Makes It Easy

Recording commands and assigning actions is dead simple thanks to the free software tool for programming the SpeakUp. First, connect the SpeakUp to your computer using a USB cable. It will show up as a HID device, so no special drivers are required. Just launch the app and start tinkering.



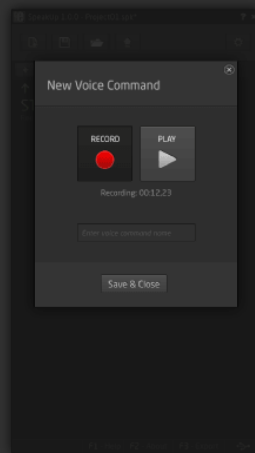
1. Create a project

Start by creating a new project. It will hold all of your settings and configuration.



2. Add a command

Commands are listed as tabs. Add a new one using the plus button in the upper left corner.



3. Record it

Record your voice command and give it a name. You can play it back to make sure it's OK.



Turn Talk To Action

Wouldn't you rather issue verbal commands and have your machines comply, instead of pressing keys, pushing buttons and flipping switches all the time? There's a wide range of applications for the SpeakUp.



Command your lights, doors and home appliances.



Create voice commanded remotes for TVs or media centers.



Reduce complexity and cost of control interfaces.




When you do something with both hands and voice command is the only option.



Examples comming soon!

Tech Specs

Along with its key components, the tiny click board packs other useful bits like two buttons for recording or deleting voice commands manually, three signal LEDs give recognition feedback and indicate power.



Microphone

- Sensitivity: -44 ± 3dB
- Frequency range: 100Hz to 20.000Hz
- Signal to noise ratio: 56dBA



Microcontroller

- STM32F415RG (ARM Cortex-M4)
- 1024kB Flash, 192kB RAM
- 168MHz operation



Audio codec

- VS1053 stereo audio codec
- Streaming support
- Line out pads




Connectivity

- 12 programmable GPIOs
- mikroBUS connector
- USB MINI-B connector

What You Get

Package dimensions:
 L 70mm, W 60mm, H 30mm

Package weight:
 ~40g



Preorder Now For Shipping On April 28th

We deliver our products to all countries in the world using shipping options below. Please contact local office of the chosen courier about delivery service and possible additional charges.



DHL Express: \$25.00 USD for up to 5 Kgs, usually arrives in 7-9 business days.



Post Office \$25.00 USD, no weight limit, usually arrives in 7-12 business days.

CUSTOMIZATION: We can modify our products to suit your requirements, click [here for details](#).

MIKROE-1534

SpeakUp click

\$39.00 USD



Secure online payments provided by 2Checkout.com, Inc. All credit card and personal details are kept secure, and our customer list is not disclosed to any third party.

MikroElektronika Embedded Solutions

Follow us on



PIC Solution

- PIC Development Boards
- PIC Compilers
- PIC Programmers/Debuggers
- PIC Kits
- PIC Books

PIC32 Solution

- PIC32 Development Boards
- PIC32 Compilers
- PIC32 Programmers/Debuggers
- PIC32 Kits

dsPIC Solution

- dsPIC Development Boards
- dsPIC Compilers
- dsPIC Programmers/Debuggers
- dsPIC Kits
- dsPIC Books

AVR Solution

- AVR Development Boards
- AVR Compilers
- AVR Programmers/Debuggers
- AVR Kits

STM32 Solution

- STM32 Development Boards
- STM32 Compilers
- STM32 Programmers/Debuggers
- STM32 Kits

Tiva C Series Solution

- Tiva C Development Boards
- Tiva C Compilers
- Tiva C Programmers/Debuggers
- Tiva C Kits

8051 Solution

- 8051 Dev. Boards
- 8051 Compilers
- 8051 Programmers
- 8051 Books
- 8051 Kits

Additional Software

- Visual TFT
- Visual GLCD
- Package Manager
- GLCD Font Creator
- Timer Calculator

Add-on boards

- Click Boards
- mikromedia shields
- Communication
- Storage
- Real Time Clock
- Display
- Measurement
- Audio & Voice
- Power Supply
- GPS
- GSM/GPRS



Support



Forum



mikroBUS



Lets make



Press



Legal



Archive



About Us



Customization

Copyright © 1998 - 2014. MikroElektronika. All rights reserved. All trade and/or services marks mentioned are the property of their respective owners.