



Part no.: 50130109
MA 150
Modular connection unit



Figure can vary

Contents

- Technical data
- Dimensioned drawings
- Electrical connection
- Circuit diagrams
- Operation and display
- Notes
- Accessories

Part no.: 50130109 – MA 150 – Modular connection unit

Technical data

Electrical data

Performance data

Supply voltage U_B	18 ... 30 V , DC
Current consumption, max.	150 mA

Connection

Number of connections	5 Piece(s)
-----------------------	------------

Connection 1

Type of connection	Connector
Thread size	M12
Type	Female
Material	Metal
No. of pins	12 -pin
Encoding	A-coded

Connection 2

Type of connection	Connector
Thread size	M12
Type	Male
Material	Metal
No. of pins	5 -pin
Encoding	A-coded

Connection 3

Type of connection	Connector
Thread size	M12
Type	Female
Material	Metal
No. of pins	5 -pin
Encoding	B-coded

Connection 4

Type of connection	Connector
Thread size	M12
Type	Female
Material	Metal
No. of pins	5 -pin
Encoding	A-coded

Connection 5

Type of connection	Connector
Thread size	M12
Type	Female
Material	Metal
No. of pins	5 -pin
Encoding	A-coded

Mechanical data

Dimension (W x H x L)	55 mm x 31 mm x 95 mm
Housing material	Metal

Environmental data

Part no.: 50130109 – MA 150 – Modular connection unit

Ambient temperature, operation	-25 ... 60 °C
Ambient temperature, storage	-40 ... 80 °C

Certifications

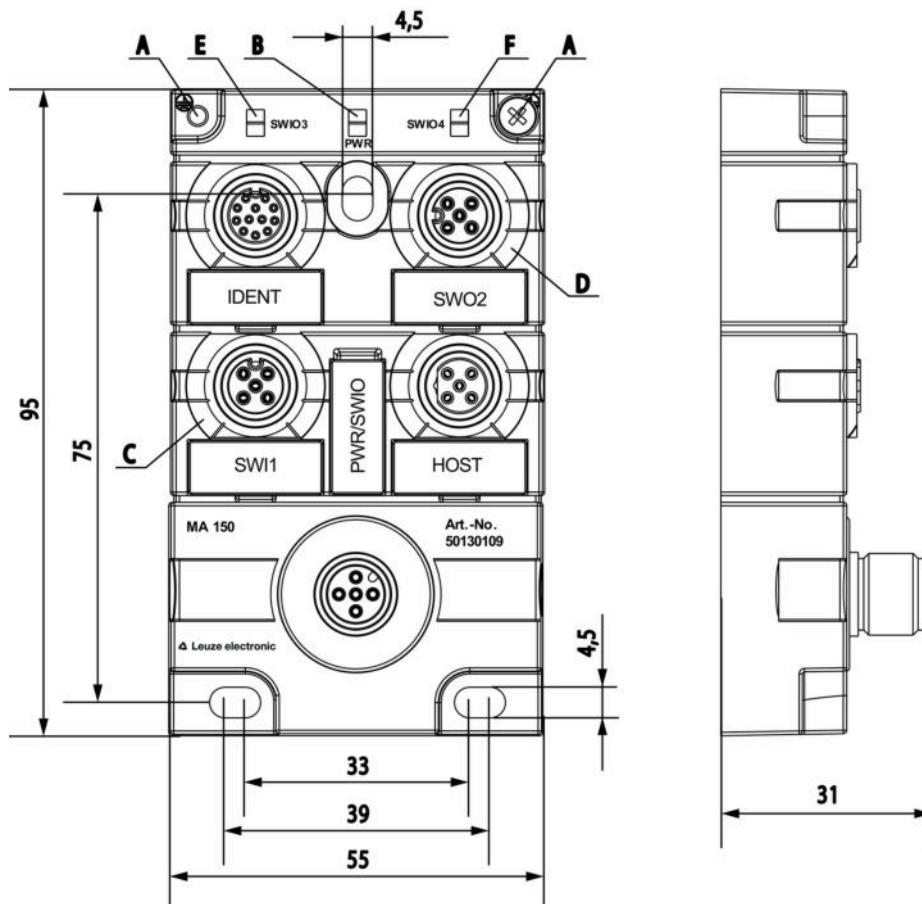
Degree of protection	IP 67
Certifications	c UL US

Classification

Customs tariff number	85369010
eCl@ss 8.0	27069190
eCl@ss 9.0	27069190
ETIM 5.0	EC001578
ETIM 6.0	EC001578

Dimensioned drawings

All dimensions in millimeters

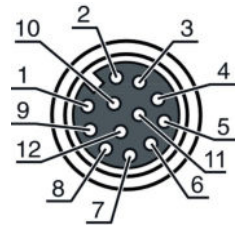


- A Earthing strap
- B LED indicator
- C LED indicator
- D LED indicator
- E LED indicator
- F LED indicator

Electrical connection

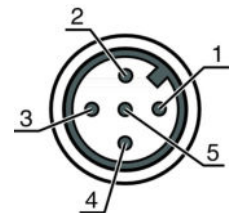
Connection 1	IDENT
Type of connection	Connector
Function	
Thread size	M12
Type	Female
Material	Metal
No. of pins	12 -pin
Encoding	A-coded

Pin	Pin assignment
1	VIN
2	GNDIN
3	SWIN 1
4	SWOUT 2
5	FE
6	GNDOUT
7	Rx-
8	Tx-
9	RxD/Rx+
10	TxD/Tx+
11	SWIO 3
12	SWIO 4



Connection 2	PWR / SWIO
Type of connection	Connector
Function	
Thread size	M12
Type	Male
Material	Metal
No. of pins	5 -pin
Encoding	A-coded

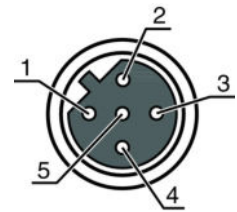
Pin	Pin assignment
1	VIN
2	SWIO 3
3	GNDIN
4	SWIO 4
5	FE



Connection 3	HOST
Type of connection	Connector
Function	
Thread size	M12
Type	Female
Material	Metal
No. of pins	5 -pin
Encoding	B-coded

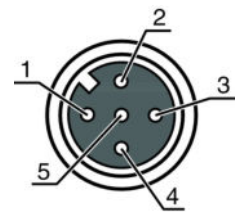
Part no.: 50130109 – MA 150 – Modular connection unit

Pin	Pin assignment
1	Rx-
2	TxD/Tx-
3	GNDOUT
4	Tx-
5	RxD/Rx+



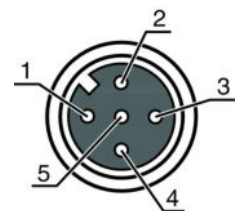
Connection 4	SWI 1
Type of connection	Connector
Function	
Thread size	M12
Type	Female
Material	Metal
No. of pins	5 -pin
Encoding	A-coded

Pin	Pin assignment
1	VIN
2	-
3	GNDIN
4	SWIN 1
5	-

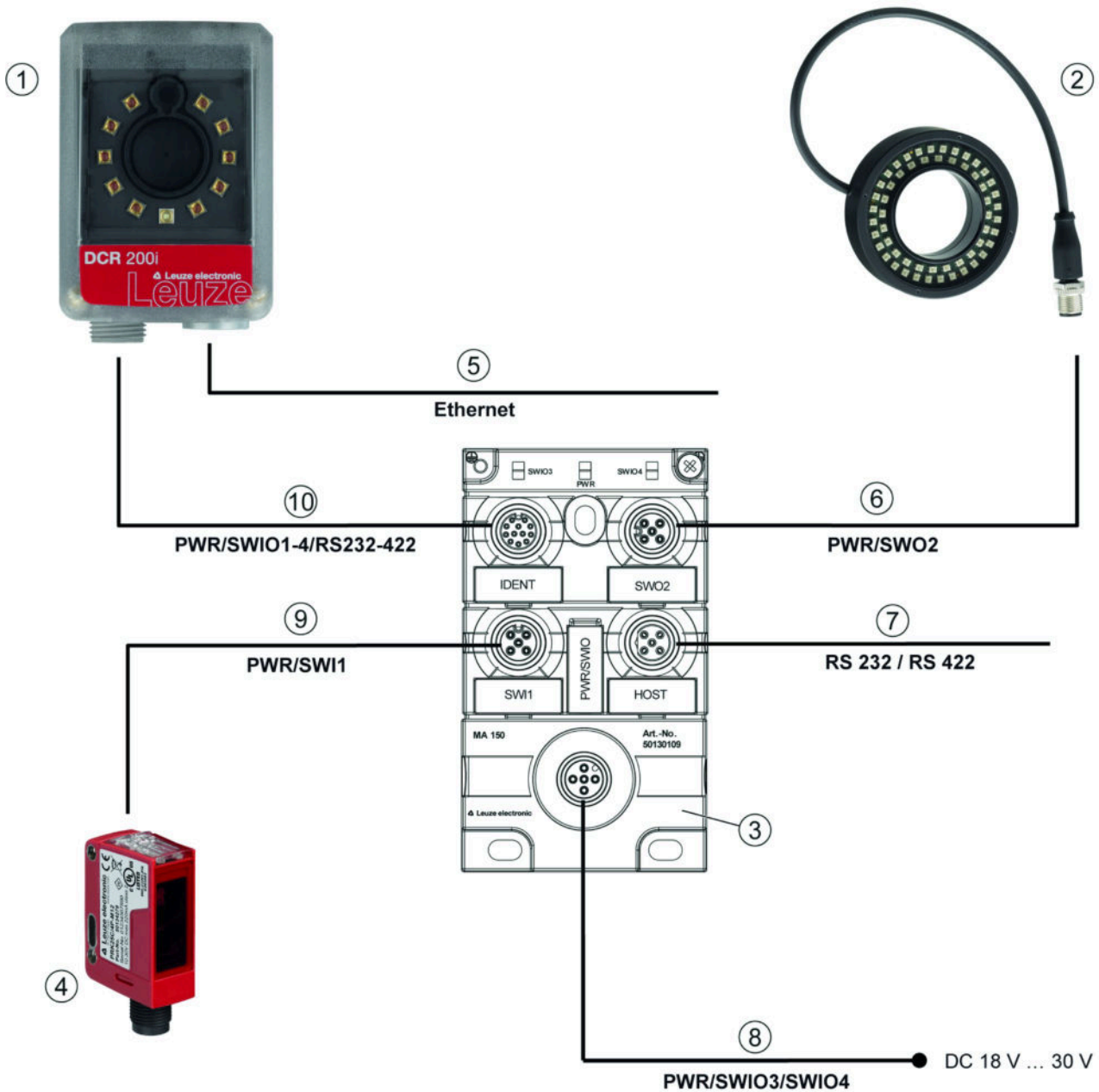


Connection 5	SWO 2
Type of connection	Connector
Function	
Thread size	M12
Type	Female
Material	Metal
No. of pins	5 -pin
Encoding	A-coded

Pin	Pin assignment
1	VIN
2	-
3	GNDIN
4	SWIO 2
5	-



Circuit diagrams



- 1 DCR 200i
- 2 50132511 RL-70/40r-003-M12 external illumination
- 3 MA 150
- 4 Sensor
- 5 Cable M12 connector / RJ45 connector, 4-pin (e.g. 50135080)
- 6 Cable M12 connector / M12 socket, 3-pin (e.g. 50130734)
- 7 Cable M12 connector / open cable end, 5-pin (e.g. 50108595)
- 8 Cable M12 socket / open cable end, 5-pin (e.g. 50132077)
- 9 Cable M12 socket / M12 connector, 4-pin (e.g. 50132438)
- 10 Cable M12 socket / M12 connector, 12-pin (e.g. 50130284)

Operation and display

LEDs


LED	Display	Meaning	
1	PWR	Green, continuous light	Operating voltage applied
2	SWI 1	White, continuous light	Switching output/switching state
3	SWO 2	White, continuous light	Switching output/switching state
4	SWIO 3	White, continuous light	Switching output/switching state
5	SWIO 4	White, continuous light	Switching output/switching state

Notes



Observe intended use!
<ul style="list-style-type: none"> • This product is not a safety sensor and is not intended as personnel protection. • The product may only be put into operation by competent persons. • Only use the product in accordance with its intended use.

Accessories

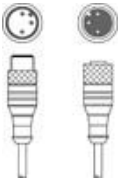
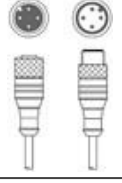
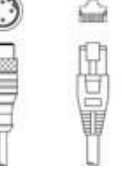
Connection technology - Connection cables

	Part no.	Designation	Article	Description
	50132077	KD U-M12-5A-V1-020	Connection cable	Connection 1: Connector, M12, Axial, Female, A-coded, 5 -pin Connection 2: Open end Shielded: No Cable length: 2,000 mm Sheathing material: PVC

Connection technology - Interconnection cables

	Part no.	Designation	Article	Description
	50108595	KB IBS-2000-SA	Interconnection cable	Suitable for interface: Interbus-S Connection 1: Connector, M12, Axial, Male, B-coded, 5 -pin Connection 2: Open end Shielded: Yes Cable length: 2,000 mm Sheathing material: PUR
	50130284	KDS S-M12-CA-M12-CA-P1-020	Interconnection cable	Connection 1: Connector, M12, Axial, Female, A-coded, 12 -pin Connection 2: Connector, M12, Axial, Male, A-coded, 12 -pin Shielded: Yes Cable length: 2,000 mm Sheathing material: PUR

Part no.: 50130109 – MA 150 – Modular connection unit

	Part no.	Designation	Article	Description
	50130734	KDS U-M12-3A-M12-3A-P1-020	Interconnection cable	Connection 1: Connector, M12, Axial, Female, A-coded, 3 -pin Connection 2: Connector, M12, Axial, Male, A-coded, 3 -pin Shielded: No Cable length: 2,000 mm Sheathing material: PUR
	50132438	KDS U-M12-4A-M12-4A-V1-020	Interconnection cable	Connection 1: Connector, M12, Axial, Female, A-coded, 4 -pin Connection 2: Connector, M12, Axial, Male, A-coded, 4 -pin Shielded: No Cable length: 2,000 mm Sheathing material: PVC
	50135080	KSS ET-M12-4A-RJ45-A-P7-020	Interconnection cable	Suitable for interface: Ethernet Connection 1: Connector, M12, Axial, Male, D-coded, 4 -pin Connection 2: RJ45 Shielded: Yes Cable length: 2,000 mm Sheathing material: PUR

Note

A list with all available accessories can be found on the Leuze electronic website in the Download tab of the article detailed page.