
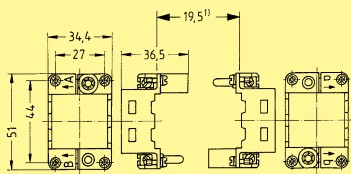
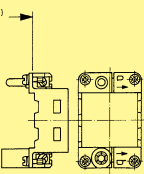

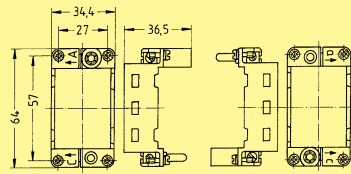
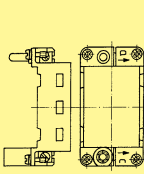

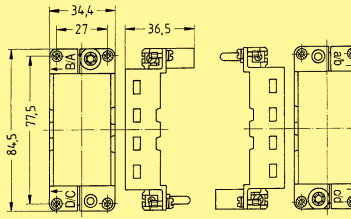
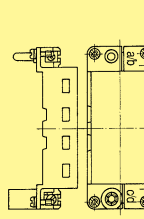

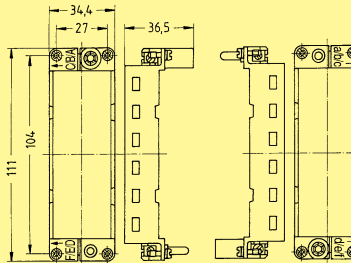
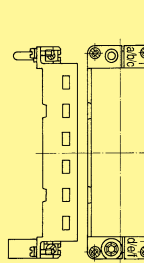
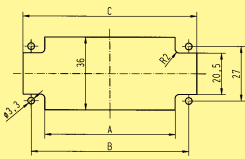

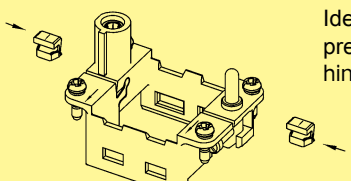


Identification	Part number for Hood/Housing 2)			Drawing	Dimensions in mm																	
	Size	Marking A ... F	Marking a ... f																			
Hinged frame for 2 modules 	6 B	09 14 006 0303	09 14 006 0313	Hoods 	Housings 																	
				Hinged frame for 3 modules 	10 B	09 14 010 0303	09 14 010 0313															
Hinged frame for 4 modules 	16 B	09 14 016 0303	09 14 016 0313																			
				Hinged frame for 6 modules 	24 B	09 14 024 0303	09 14 024 0313															
Panel cut out 		<table border="1"> <thead> <tr> <th>Size</th> <th>A</th> <th>B</th> <th>C</th> </tr> </thead> <tbody> <tr> <td>6 B</td> <td>35</td> <td>44</td> <td>52</td> </tr> <tr> <td>10 B</td> <td>49</td> <td>57</td> <td>66</td> </tr> <tr> <td>16 B</td> <td>64</td> <td>77.5</td> <td>85.5</td> </tr> <tr> <td>24 B</td> <td>94</td> <td>104</td> <td>112</td> </tr> </tbody> </table>	Size					A	B	C	6 B	35	44	52	10 B	49	57	66	16 B	64	77.5	85.5
Size	A	B	C																			
6 B	35	44	52																			
10 B	49	57	66																			
16 B	64	77.5	85.5																			
24 B	94	104	112																			
Locking element for hinged frames (20 pieces per bloc) 		09 14 000 9960	09 14 000 9960		Ideal to pre-assemble the hinged frames																	

1) Distance max. 20.5 mm
 2) Hinged frames can be used either in hood or housing
 Both different markings must be used for one connector!