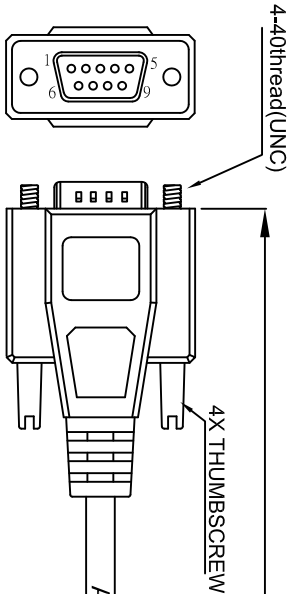


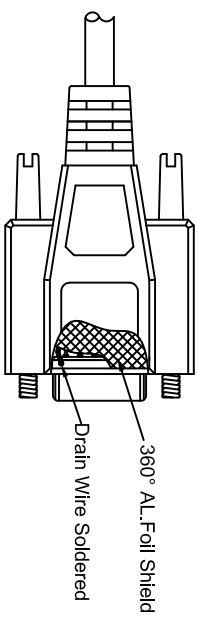
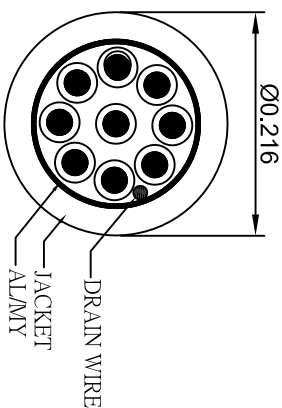
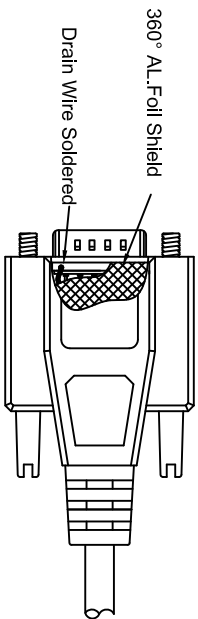
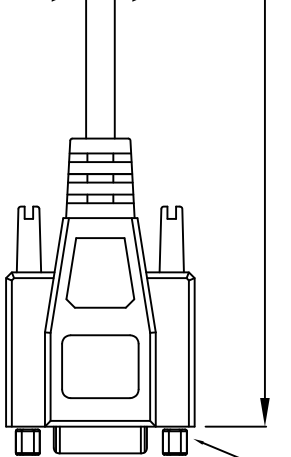
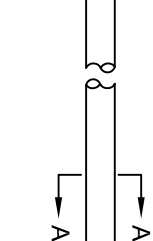
THE INFORMATION CONTAINED IN THIS DRAWING IS THE SOLE PROPERTY OF AMPHENOL CABLES ON DEMAND. ANY REPRODUCTION OR DISCLOSURE TO THIRD PARTIES, IN PART OR WHOLE, WITHOUT THE EXPRESS WRITTEN PERMISSION OF AMPHENOL CABLES ON DEMAND IS PROHIBITED.

REV.	DESCRIPTION	DATE	APPROVED
A	NEW RELEASE	23/APR/2007	
A1	Add wiring color	12/JAN/2012	

LENGTH



Amphenol Cables on Demand



LENGTH & P/N Table

LENGTH	P/N	Cable Color
2.5FT ±1 inch	CS-DSSMDB9MF0-002.5	GRAY
5FT ±2 inch	CS-DSSMDB9MF0-005	GRAY
10FT ±3 inch	CS-DSSMDB9MF0-010	GRAY
25FT ±4 inch	CS-DSSMDB9MF0-025	GRAY
50FT ±6 inch	CS-DSSMDB9MF0-050	GRAY

PIN OUT: 1 TO 1

Male	Female	Color
PIN1	PIN1	Black
PIN2	PIN2	Brown
PIN3	PIN3	Red
PIN4	PIN4	Orange
PIN5	PIN5	Yellow
PIN6	PIN6	Green
PIN7	PIN7	Blue
PIN8	PIN8	Purple
PIN9	PIN9	Gray
SHIELD	SHIELD	Drain Wire



UNLESS OTHERWISE SPECIFIED DIMENSIONS ARE IN INCHES TOLERANCES ARE:		EAR NO.		Amphenol Cables on Demand 20 VALLEY ST. ENDCOTT, NY 13760	
DECIMALS	ANGLES	APPROVALS	DATE	DATE	
±.X	±°	PRAMN	LF	12/JAN/2012	
±.XX	±'X	CHECKED	BA	12/JAN/2012	
±.XXX	±.XXX	RESP ENG			
THIRD ANGLE PROJECTION		MFG ENG			
		SIZE	DWG NO.	REV.	
		A	CS-DSSMDB9MF0-XXX	A1	
Economy 9PIN D-Sub MF Common Serial Connection		SCALE	SHEET	OF	

NOTES: UNLESS OTHERWISE SPECIFIED