

PHASE DETECTOR 3129-10 & 3129

Field Measuring Instruments



3129-10:
CAT IV 600V
CAT III 1000V

Non-Metallic Clips Ensure Absolute Safety



**No Metal
Exposure**

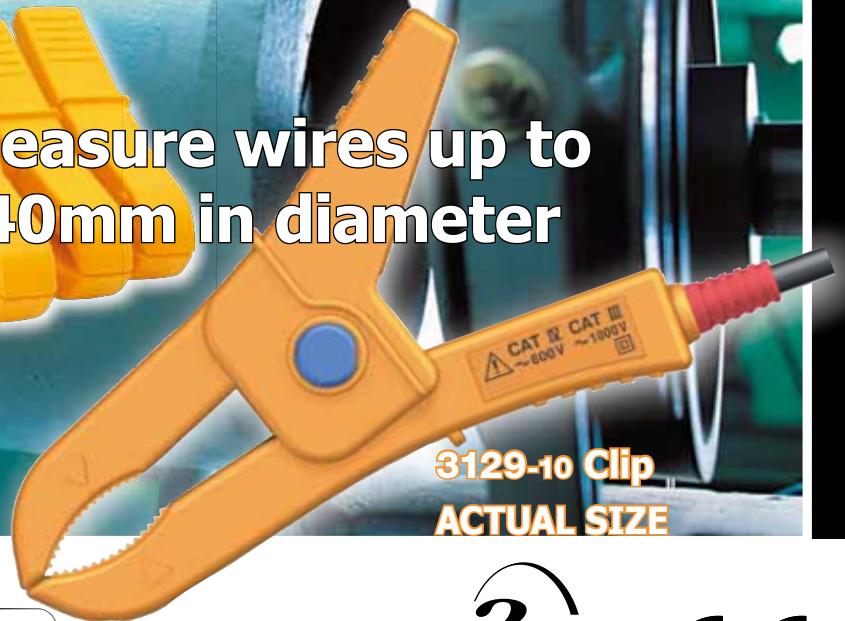



Save Time

Increase Productivity



**Measure wires up to
40mm in diameter**



**3129-10 Clip
ACTUAL SIZE**



ISO 9001
JMI-0216



ISO 14001
JQA-E-90091



www.hioki.com

HIOKI company overview, new products, environmental considerations and other information are available on our website.



Guaranteed for 3 years



The Best Features -

Only from HIOKI

Safest in Its Class

CAT IV 600V
CAT III 1000V



3129-10: CAT IV 600V/CAT III 1000V
Anticipated Transient Overvoltage of 8000V

3129: CAT III 600V
Anticipated Transient Overvoltage of 6000V

Extra-large Clips

Wide AC70V to 1000V
Range



Clamp thick conductors from 10mm to 40mm

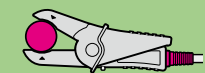
Conveniently caters to virtually all wiring environments

Quick and Easy

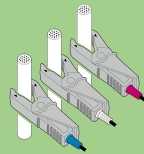
Testing with
Clear Audio and
Visual Indication



Based on the electrostatic induction theory, the 3129 series Phase Detectors can safely and accurately detect phase sequence in three-phase circuits. Correct sequence is indicated by a crystal clear beeping tune, while bright red LEDs show sequence direction.



Thick wires can be clamped easily between the 6 marks for proper detection.



Proper electrical testing requires that all three phases be clamped.

4 magnets on the rear panel

Improved Efficiency!



Specifications

| | 3129-10 for Thick Conductors | 3129 for Thin Conductors |
|---------------------------------|---|---|
| Functions | Phase detection (positive and negative) | |
| Voltage detection method | Electrostatic induction method | |
| Object to be connected | 7mm (0.28 in) to 40mm (1.57 in) of insulated wiring | 2.4mm (0.09 in) to 17mm (0.67 in) of insulated wiring |
| Voltage range | 3-phase 70 to 1000V AC (continuous sine wave) | 3-phase 70 to 600V AC (continuous sine wave) |
| Frequency range | 45Hz to 66Hz | |
| Safety | CAT III 1000V, CAT IV 600V (Anticipated Transient Overvoltage of 8000V) | CAT III 600V (Anticipated Transient Overvoltage of 6000V) |
| Phase indication | Positive: 4 LEDs lit in clockwise order and 3 short beeps Negative: 4 LEDs lit in counterclockwise order and one continuous beep | |
| Battery check function | Ready: ON lamp lights / Battery low: ON lamp blinks | |
| Power supply | Two "AA" (R6P) size batteries; rated voltage: 3.0V DC; maximum rated power: 300mVA; continuous use: approx. 70 hours (standby) | |
| Dimensions | 70W x 75H x 30D mm (2.76"W x 2.95"H x 1.18"D); Cord length: 0.7m (25.76") | |
| Mass (incl. batteries) | 240g (8.5 oz) | 200g (7.1 oz) |
| Usage environment | Indoors, altitude up to 2000m Operating temperature: 0 to 40°C (32 to 104°F), max. 80% rh (no condensation) Storage Temperature: -20 to 60°C (-4 to 140°F), max. 80% rh (no condensation) | |
| Accessories | Carrying case x 1, Strap x 1, R6P batteries x 2, Spiral tube x 1, Instruction manual x 1 | |

Note: Company names and Product names appearing in this catalog are trademarks or registered trademarks of various companies.

HIOKI

HIOKI E. E. CORPORATION

HEADQUARTERS:

81 Koizumi, Ueda, Nagano, 386-1192, Japan
TEL +81-268-28-0562 FAX +81-268-28-0568
http://www.hioki.com / E-mail: os-com@hioki.co.jp

HIOKI USA CORPORATION:

TEL +1-609-409-9109 FAX +1-609-409-9108
http://www.hiokiusa.com / E-mail: hioki@hiokiusa.com

HIOKI (Shanghai) SALES & TRADING CO., LTD.:
TEL +86-21-63910090 FAX +86-21-63910360
http://www.hioki.cn / E-mail: info@hioki.com.cn

HIOKI INDIA PRIVATE LIMITED:
TEL +91-124-6590210 FAX +91-124-6460113
E-mail: hioki@hioki.in

HIOKI SINGAPORE PTE. LTD.:
TEL +65-6634-7677 FAX +65-6634-7477
E-mail: info@hioki.com.sg

HIOKI KOREA CO., LTD.:
TEL +82-42-936-1281 FAX +82-42-936-1284
E-mail: info-kr@hioki.co.jp

DISTRIBUTED BY