



OVERLOAD RELAY 20...80 A FOR MOTOR PROTECTION SIZE S2, CLASS 20E STAND-ALONE INSTALLATION MAIN CIRCUIT: STR.-THR. TRANSF. AUX. CIRCUIT: SPRING-T. TERM. MANUAL-AUTOMATIC-RESET

Figure similar

product brand name		SIRIUS
Product designation		solid-state overload relay

General technical data:

Active power loss total typical	W	0.2
Insulation voltage	V	690
• with degree of pollution 3 Rated value		
Shock resistance		15g / 11 ms
• acc. to IEC 60068-2-27		
Vibration resistance		1-6 Hz, 15 mm; 6-500 Hz, 20 m/s ² ; 10 cycles
Surge voltage resistance Rated value	kV	6
Temperature compensation	°C	60 ... -25
Recovery time		
• after overload trip with automatic reset typical	min	3
• after overload trip with remote-reset	min	0
• after overload trip with manual reset	min	0
Size of contactor can be combined company-specific		S2
Type of assignment		2
Protection class IP		IP20
• on the front		IP20
• of the terminal		IP20
Type of protection		II (2) G [Ex e] [Ex d] [Ex px] II (2) D [Ex t] [Ex p]
Equipment marking		F
• acc. to DIN EN 81346-2		

Main circuit:

Number of poles for main current circuit		3
---	--	---

Adjustable response value current of the current-dependent overload release	A	20 ... 80
Operating voltage		
• Rated value	V	690
• at AC-3 Rated value maximum	V	690
Operating frequency Rated value	Hz	50 ... 60
Operating current		
• at AC-3		
— at 400 V Rated value	A	80

Auxiliary circuit:

Number of NC contacts		
• for auxiliary contacts		1
— Note		for contactor disconnection
Number of NO contacts		
• for auxiliary contacts		1
— Note		for message "tripped"
Number of CO contacts		
• for auxiliary contacts		0
Design of the auxiliary switch		integrated
Operating current of the auxiliary contacts at AC-15		
• at 24 V	A	4
• at 110 V	A	4
• at 120 V	A	4
• at 125 V	A	4
• at 230 V	A	3
Operating current of the auxiliary contacts at DC-13		
• at 24 V	A	2
• at 60 V	A	0.55
• at 110 V	A	0.3
• at 125 V	A	0.3
• at 220 V	A	0.11

Protective and monitoring functions:

Trip class		CLASS 20E
Design of the overload circuit breaker		electronic
Response time of the ground fault protection in settled state	ms	1 000

UL/CSA ratings:

Full-load current (FLA) for three-phase AC motor		
• at 480 V Rated value	A	80
• at 600 V Rated value	A	80
Contact rating of the auxiliary contacts acc. to UL		B600 / R300

Short-circuit:**Design of the fuse link**

- for short-circuit protection of the main circuit
 - required
- for short-circuit protection of the auxiliary switch required

Fuse gG: 250 A
fuse gG: 6 A

Installation/ mounting/ dimensions:

mounting position		any
Mounting type		stand-alone installation
Height	mm	81
Width	mm	55
Depth	mm	109
Required spacing		
<ul style="list-style-type: none"> • with side-by-side mounting <ul style="list-style-type: none"> — forwards mm 0 — Backwards mm 0 — upwards mm 0 — downwards mm 10 — at the side mm 0 • for grounded parts <ul style="list-style-type: none"> — forwards mm 10 — Backwards mm 0 — upwards mm 10 — at the side mm 10 — downwards mm 10 • for live parts <ul style="list-style-type: none"> — forwards mm 10 — Backwards mm 0 — upwards mm 10 — downwards mm 10 — at the side mm 10 		

Connections/ Terminals:

Type of electrical connection		straight-through transformers spring-loaded terminals
<ul style="list-style-type: none"> • for main current circuit • for auxiliary and control current circuit 		
Arrangement of electrical connectors for main current circuit		Top and bottom
Product function		Yes
<ul style="list-style-type: none"> • removable terminal for auxiliary and control circuit 		
Type of connectable conductor cross-section		

<ul style="list-style-type: none"> • for auxiliary contacts <ul style="list-style-type: none"> — single or multi-stranded — finely stranded with core end processing — finely stranded without core end processing • for AWG conductors for auxiliary contacts 		1x (0,25 ... 1,5 mm ²), 2x (0,25 ... 1,5 mm ²) 1x (0.25 ... 1.5 mm ²), 2x (0.25 ... 1.5 mm ²) 1x (0.25 ... 1.5 mm ²), 2x (0.25 ... 1.5 mm ²) 1x (24 ... 16), 2x (24 ... 16)
Design of screwdriver shaft		Diameter 5 to 6 mm

Safety related data:

Proportion of dangerous failures		
<ul style="list-style-type: none"> • with low demand rate acc. to SN 31920 	%	35
Protection against electrical shock		finger-safe when touched vertically from front acc. to IEC 60529

Mechanical data:

Size of overload relay		S2
-------------------------------	--	----

Communication/ Protocol:

Protocol is supported		
<ul style="list-style-type: none"> • IO-Link protocol 		No
Type of voltage supply via input/output link master		No

Ambient conditions:

Installation altitude at height above sea level maximum	m	2 000
Ambient temperature		
<ul style="list-style-type: none"> • during operation • during storage • during transport 	°C	-25 ... +60
	°C	-40 ... +80
	°C	-40 ... +80
Relative humidity during operation	%	0 ... 95

Electromagnetic compatibility:

EMC emitted interference		
<ul style="list-style-type: none"> • acc. to IEC 60947-1 		CISPR 11, environment B (residential area)
EMI immunity acc. to IEC 60947-1		corresponds to degree of severity 3
Conducted interference due to burst acc. to IEC 61000-4-4		2 kV (power ports), 1 kV (signal ports)
Conducted interference due to conductor-earth surge acc. to IEC 61000-4-5		2 kV (line to ground)
Conducted interference due to conductor-conductor surge acc. to IEC 61000-4-5		1 kV (line to line)
Conducted interference due to high-frequency radiation acc. to IEC 61000-4-6		10 V in frequency range 0.15 to 80 MHz, modulation 80 % AM with 1 kHz
Field-bound parasitic coupling acc. to IEC 61000-4-3		10 V/m
Electrostatic discharge acc. to IEC 61000-4-2		6 kV contact discharge / 8 kV air discharge




Display:

Display version

- for switching status

Slide switch

Certificates/ approvals:

General Product Approval	For use in hazardous locations	Test Certificates	other
 CSA		 ATEX	Type Test Certificates/Test Report Confirmation Environmental Confirmations

Further information

Information- and Downloadcenter (Catalogs, Brochures,...)

<http://www.siemens.com/industrial-controls/catalogs>

Industry Mall (Online ordering system)

<http://www.siemens.com/industrymall>

Cax online generator

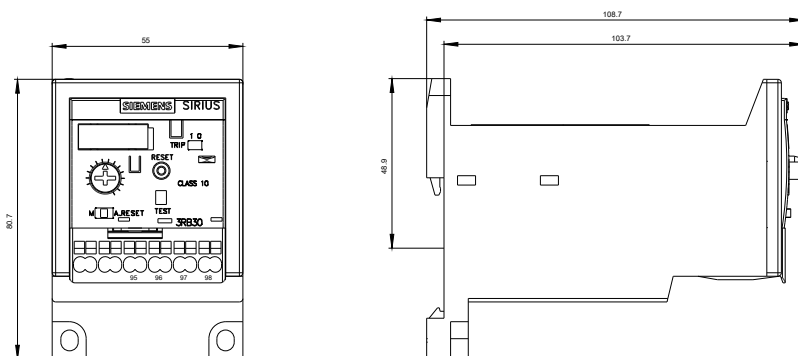
<http://support.automation.siemens.com/WW/CAXorder/default.aspx?lang=en&mlfb=3RB30362WX1>

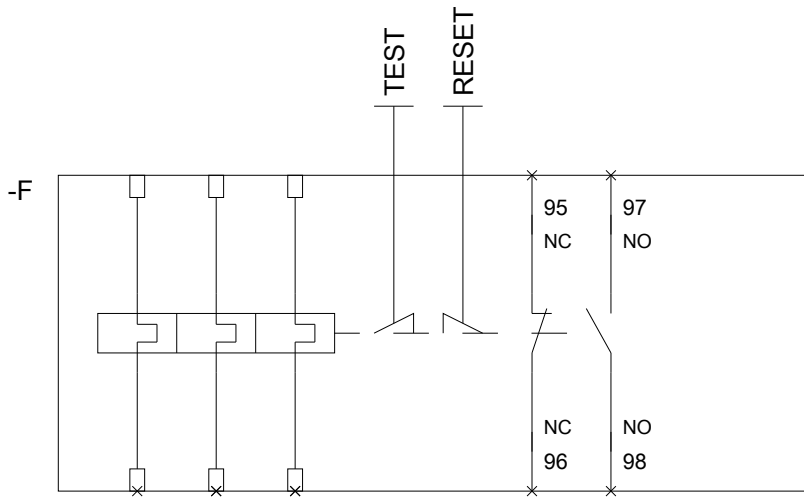
Service&Support (Manuals, Certificates, Characteristics, FAQs,...)

<http://support.automation.siemens.com/WW/view/en/3RB30362WX1/all>

Image database (product images, 2D dimension drawings, 3D models, device circuit diagrams, EPLAN macros, ...)

http://www.automation.siemens.com/bilddb/cax_de.aspx?mlfb=3RB30362WX1&lang=en





last modified:

11.03.2015