



CIRCUIT-BREAKER SZ S00, FOR MOTOR PROTECTION, CLASS 10, A-REL. 0.14...0.2A, N-RELEASE 2.6A, RING CABLE LUG CONNECTION STANDARD SW. CAPACITY

product brand name		SIRIUS
Product designation		3RV2 circuit breaker
<b>General technical data:</b>		
<b>Active power loss total typical</b>	W	5
<b>Insulation voltage</b>		
• with degree of pollution 3 Rated value	V	690
<b>Shock resistance</b>		
• acc. to IEC 60068-2-27		25g / 11 ms
<b>Surge voltage resistance Rated value</b>	kV	6
<b>Mechanical service life (switching cycles)</b>		
• of the main contacts typical		100 000
• of the auxiliary contacts typical		100 000
<b>Electrical endurance (switching cycles)</b>		
• typical		100 000
<b>Temperature compensation</b>	°C	-20 ... +60
<b>Size of contactor can be combined company-specific</b>		S00
<b>Protection class IP</b>		
• on the front		IP00
• of the terminal		IP20
<b>Type of protection</b>		Increased safety
<b>Equipment marking</b>		
• acc. to DIN EN 81346-2		Q
<b>Main circuit:</b>		
<b>Number of poles for main current circuit</b>		3

<b>Adjustable response value current of the current-dependent overload release</b>	A	0.14 ... 0.2
<b>Operating voltage</b>		
• Rated value	V	690
• at AC-3 Rated value maximum	V	690
Operating frequency Rated value	Hz	50 ... 60
<b>Operating current Rated value</b>	A	0.2
<b>Operating current</b>		
• at AC-3		
— at 400 V Rated value	A	0.2
<b>Operating power</b>		
• at AC-3		
— at 230 V Rated value	W	30
— at 400 V Rated value	W	60
— at 500 V Rated value	W	60
— at 690 V Rated value	W	90
<b>Operating frequency</b>		
• at AC-3 maximum	1/h	15

#### Auxiliary circuit:

<b>Number of NC contacts</b>		
• for auxiliary contacts		0
<b>Number of NO contacts</b>		
• for auxiliary contacts		0
<b>Number of CO contacts</b>		
• for auxiliary contacts		0
<b>Product expansion Auxiliary switch</b>		Yes

#### Protective and monitoring functions:

<b>Trip class</b>		CLASS 10
<b>Design of the overload circuit breaker</b>		thermal
<b>Operational short-circuit current breaking capacity (Ics) with AC</b>		
• at 240 V Rated value	kA	100
• at 400 V Rated value	kA	100
• at 500 V Rated value	kA	100
• at 690 V Rated value	kA	100
<b>Maximum short-circuit current breaking capacity (Icu)</b>		
• with AC at 240 V Rated value	kA	100
• with AC at 400 V Rated value	kA	100
• with AC at 500 V Rated value	kA	100
• with AC at 690 V Rated value	kA	100
<b>Breaking capacity short-circuit current (Icn)</b>		
• with 1 current path for DC at 150 V Rated value	kA	10

<ul style="list-style-type: none"> <li>with 2 current paths in series for DC at 300 V Rated value</li> </ul>	kA	10
<ul style="list-style-type: none"> <li>with 3 current paths in series for DC at 450 V Rated value</li> </ul>	kA	10
<b>Response value current of the instantaneous short-circuit release</b>	A	2.6

#### UL/CSA ratings:

<b>Full-load current (FLA) for three-phase AC motor</b>		
<ul style="list-style-type: none"> <li>at 480 V Rated value</li> </ul>	A	0.2
<ul style="list-style-type: none"> <li>at 600 V Rated value</li> </ul>	A	0.2

#### Short-circuit:

<b>Product function Short circuit protection</b>		Yes
<b>Design of the short-circuit trip</b>		magnetic

#### Installation/ mounting/ dimensions:

<b>mounting position</b>		any
<b>Mounting type</b>		screw and snap-on mounting onto 35 mm standard mounting rail according to DIN EN 60715
<b>Height</b>	mm	97
<b>Width</b>	mm	45
<b>Depth</b>	mm	96
<b>Required spacing</b>		
<ul style="list-style-type: none"> <li>with side-by-side mounting <ul style="list-style-type: none"> <li>— forwards</li> <li>— Backwards</li> <li>— upwards</li> <li>— downwards</li> <li>— at the side</li> </ul> </li> <li>for grounded parts <ul style="list-style-type: none"> <li>— forwards</li> <li>— Backwards</li> <li>— upwards</li> <li>— at the side</li> <li>— downwards</li> </ul> </li> <li>for live parts <ul style="list-style-type: none"> <li>— forwards</li> <li>— Backwards</li> <li>— upwards</li> <li>— downwards</li> <li>— at the side</li> </ul> </li> </ul>	mm	0 0 50 50 0  0 0 50 30 50  0 0 50 50 30

#### Connections/ Terminals:

<b>Type of electrical connection</b>		
--------------------------------------	--	--

<ul style="list-style-type: none"> <li>• for main current circuit</li> <li>• for auxiliary and control current circuit</li> </ul>		ring cable connection ring cable connection
<b>Arrangement of electrical connectors for main current circuit</b>		Top and bottom
<b>Product function</b> <ul style="list-style-type: none"> <li>• removable terminal for auxiliary and control circuit</li> </ul>		No
<b>Tightening torque</b> <ul style="list-style-type: none"> <li>• for ring cable lug <ul style="list-style-type: none"> <li>— for main contacts</li> <li>— for auxiliary contacts</li> </ul> </li> </ul>	N·m N·m	1.2 ... 0.8 1.2 ... 0.8
<b>Outer diameter of the usable ring cable lug maximum</b>	mm	7.5
<b>Design of screwdriver shaft</b>		Diameter 5 to 6 mm
<b>Design of the thread of the connection screw</b> <ul style="list-style-type: none"> <li>• for main contacts</li> <li>• of the auxiliary and control contacts</li> </ul>		M3 M3

#### Safety related data:

<b>B10 value with high demand rate acc. to SN 31920</b>		50 000
<b>Proportion of dangerous failures</b> <ul style="list-style-type: none"> <li>• with low demand rate acc. to SN 31920</li> <li>• with high demand rate acc. to SN 31920</li> </ul>	% %	40 40
<b>Failure rate [FIT] with low demand rate acc. to SN 31920</b>	FIT	50
<b>T1 value for proof test interval or service life acc. to IEC 61508</b>	y	10
<b>Protection against electrical shock</b>		finger-safe

#### Mechanical data:

<b>Size of the circuit-breaker</b>		S00
------------------------------------	--	-----


#### Ambient conditions:

<b>Installation altitude at height above sea level maximum</b>	m	2 000
<b>Ambient temperature</b> <ul style="list-style-type: none"> <li>• during operation</li> <li>• during storage</li> <li>• during transport</li> </ul>	°C °C °C	-20 ... +60 -50 ... +80 -50 ... +80
<b>Relative humidity during operation</b>	%	10 ... 95




#### Display:

<b>Display version</b> <ul style="list-style-type: none"> <li>• for switching status</li> </ul>		Handle
---	--	--------

#### Certificates/ approvals:

General Product Approval			Declaration of Conformity	Test Certificates	
 CCC	 CSA		 EG-Konf.	<a href="#">Type Test Certificates/Test Report</a>	<a href="#">Special Test Certificate</a>

Shipping Approval					
 ABS	 BUREAU VERITAS	 DNV	 GL	 LRS	 PRS

Shipping Approval		other			
 RINA	 RMRS	<a href="#">Confirmation</a>	<a href="#">Environmental Confirmations</a>	 VDE	<a href="#">other</a>

#### Further information

**Information- and Downloadcenter (Catalogs, Brochures,...)**

<http://www.siemens.com/industrial-controls/catalogs>

**Industry Mall (Online ordering system)**

<http://www.siemens.com/industrymall>

**Cax online generator**

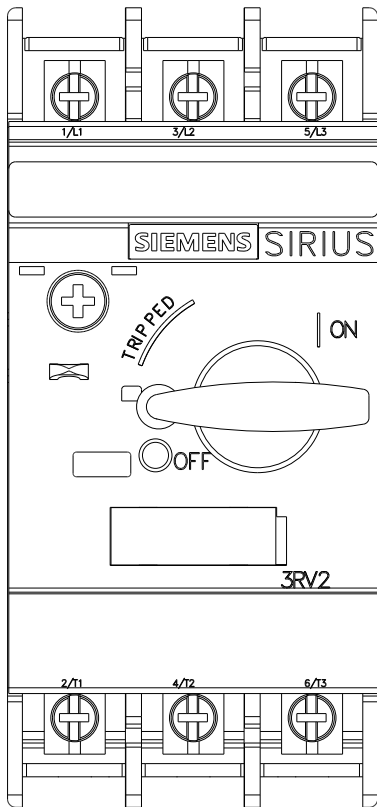
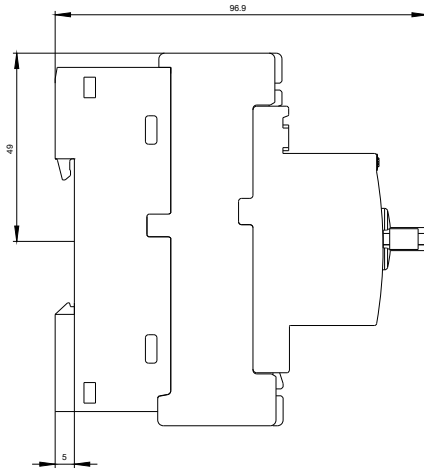
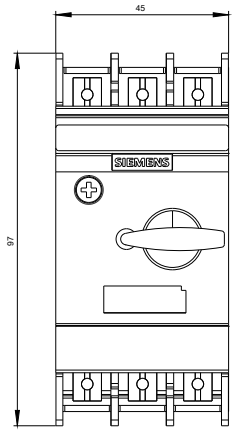
<http://support.automation.siemens.com/WW/CAXorder/default.aspx?lang=en&mlfb=3RV20110BA40>

**Service&Support (Manuals, Certificates, Characteristics, FAQs,...)**

<http://support.automation.siemens.com/WW/view/en/3RV20110BA40/all>

**Image database (product images, 2D dimension drawings, 3D models, device circuit diagrams, EPLAN macros, ...)**

[http://www.automation.siemens.com/bilddb/cax\\_de.aspx?mlfb=3RV20110BA40&lang=en](http://www.automation.siemens.com/bilddb/cax_de.aspx?mlfb=3RV20110BA40&lang=en)





last modified:

11.03.2015