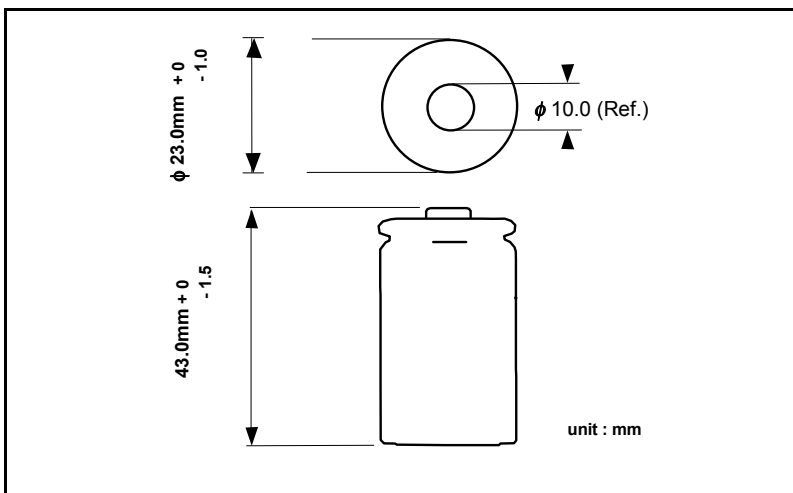


# GP Batteries

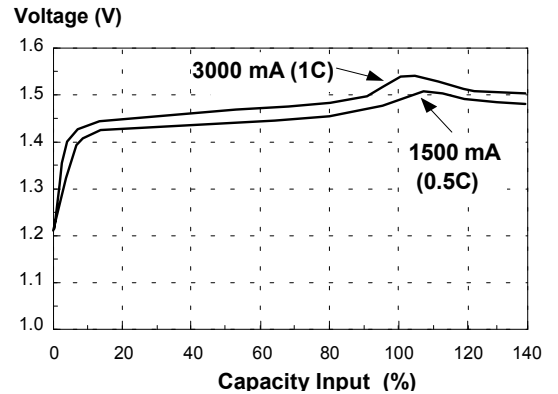
## Data Sheet

Model No.: GP300SCH

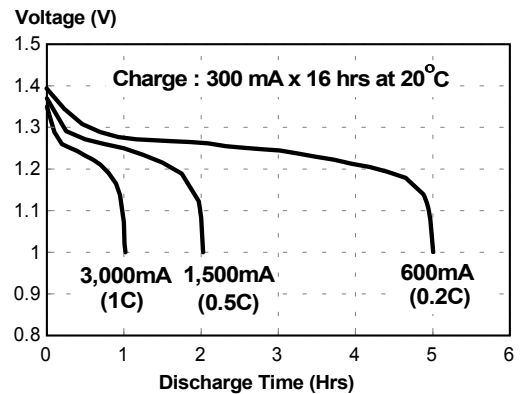
Type	: Rechargeable Nickel Metal Hydride Cylindrical Cell	
Nominal Dimension (with Sleeve)	: $\varnothing = 23.0\text{mm}$ H = 43.0mm	
Application	: Discharge current 300mA to 30A (Continuous)	
Nominal Voltage	: 1.2V	
Nominal Capacity	: Minimum : 2800mAh Typical : 3000mAh when discharged at 30A to 0.8V at 20°C	
Charging Condition	: 300mA for 16 hrs at 20°C	
Fast Charge	: 1500mA to 3000mA (0.5C to 1C) with charge termination control. Recommended control parameter :	
	- $\Delta V$	: 0-5mV
	dT/dt	: 0.8°C/min (0.5C to 0.9C) 0.8-1°C/min (1C)
	TCO	: 40-45°C
	Timer	: 105% nominal input (Secondary)
Service Life	: > 500 cycles (IEC standard)	
Continuous Overcharge	: 300mA maximum current for 1 year No conspicuous deformation and/or leakage	
Weight	: 61.0g	
Internal Resistance	: Average 4m $\Omega$ upon fully charged (Range : 3-6m $\Omega$ ) at 1000Hz	
Max. Charging Voltage	: 1.5V at 300mA charging	
Ambient Temperature Range	Standard Charging	: 0°C to 40°C
	Fast Charging	: 10°C to 40°C
	Discharging	: -20°C to 50°C
	Storage	: -20°C to 35°C
	Storage (1 week)	: -20°C to 60°C



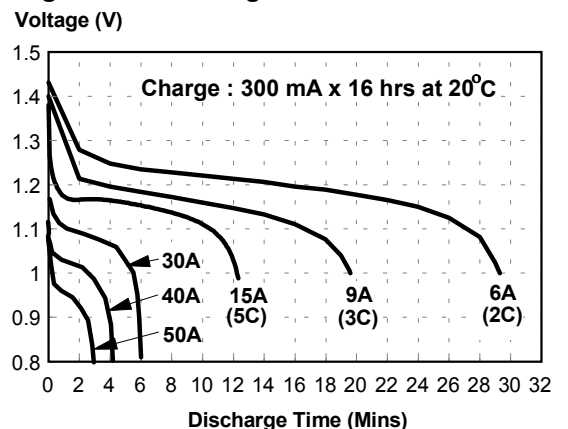
### Fast Charge (Charge Control required)



### Low Rate Discharge



### High Rate Discharge



\* The information (subject to change without prior notice) contained in this document is for reference only and should not be used as a basis for product guarantee or warranty. For application other than those described here, please consult GP Sales and Marketing Office or Distributors.