



COUPLING CONTACTOR RELAY RAIL, 2NO+2NC,  
DC 24V, 0.7...1.25\*US, VARISTOR INTEGRATED, SZ  
S00, SPRING-LOADED TERMINAL

product brand name		SIRIUS
Product designation		Coupling relay for switching auxiliary circuits

### General technical data:

<b>Insulation voltage</b>		
<ul style="list-style-type: none"> <li>with degree of pollution 3 Rated value</li> </ul>	V	690
<b>Degree of pollution</b>		3
<b>Surge voltage resistance Rated value</b>	kV	6
<b>Mechanical service life (switching cycles)</b>		
<ul style="list-style-type: none"> <li>of the contactor typical</li> </ul>		30 000 000
<b>Protection class IP</b>		
<ul style="list-style-type: none"> <li>on the front</li> </ul>		IP20
<b>Equipment marking</b>		
<ul style="list-style-type: none"> <li>acc. to DIN EN 61346-2</li> </ul>		K
<ul style="list-style-type: none"> <li>acc. to DIN EN 81346-2</li> </ul>		K

### Control circuit/ Control:

<b>Type of voltage of the control supply voltage</b>		DC
<b>Control supply voltage for DC</b>		
<ul style="list-style-type: none"> <li>Rated value</li> </ul>	V	24
<b>Operating range factor control supply voltage rated value of the magnet coil for DC</b>		0.7 ... 1.25
<b>Design of the surge suppressor</b>		with varistor
<b>Closing power of the magnet coil for DC</b>	W	2.8
<b>Holding power of the magnet coil for DC</b>	W	2.8

### Auxiliary circuit:

<b>Number of NC contacts</b>		
• for auxiliary contacts		2
— instantaneous contact		2
<b>Number of NO contacts</b>		
• for auxiliary contacts		2
— instantaneous contact		2
<b>Product expansion Auxiliary switch</b>		No
<b>Identification number and letter for switching elements</b>		22 E
<b>Operating current at AC-15</b>		
• at 230 V Rated value	A	10
• at 400 V Rated value	A	3
• at 690 V Rated value	A	1
<b>Design of the miniature circuit breaker</b>		
• for short-circuit protection of the auxiliary circuit up to 230 V		C characteristic: 6 A; 0.4 kA
<b>Contact reliability of the auxiliary contacts</b>		1 faulty switching per 100 million (17 V, 1 mA)

#### UL/CSA ratings:

<b>Contact rating of the auxiliary contacts acc. to UL</b>		A600 / Q600
--	--	-------------

#### Short-circuit:

<b>Design of the fuse link</b>		
• for short-circuit protection of the auxiliary switch required		fuse gL/gG: 10 A

#### Installation/ mounting/ dimensions:

<b>mounting position</b>		+/-180° rotation possible on vertical mounting surface; can be tilted forward and backward by +/- 22.5° on vertical mounting surface
<b>Mounting type</b>		screw and snap-on mounting onto 35 mm standard mounting rail
<b>Height</b>	mm	70
<b>Width</b>	mm	45
<b>Depth</b>	mm	73
<b>Required spacing</b>		
• for grounded parts		
— at the side	mm	6
• for live parts		
— at the side	mm	6

#### Connections/ Terminals:

<b>Type of electrical connection</b>		
• for auxiliary and control current circuit		spring-loaded terminals
<b>Type of connectable conductor cross-section</b>		
• for auxiliary contacts		

— single or multi-stranded	2x (0,5 ... 4 mm <sup>2</sup> )
— finely stranded with core end processing	2x (0.5 ... 2.5 mm <sup>2</sup> )
— finely stranded without core end processing	2x (0.5 ... 2.5 mm <sup>2</sup> )
• for AWG conductors for auxiliary contacts	2x (20 ... 12)

#### Safety related data:

<b>B10 value with high demand rate acc. to SN 31920</b>		1 000 000
• Note		With 0.3 x I <sub>e</sub>
<b>Proportion of dangerous failures</b>		
• with low demand rate acc. to SN 31920	%	40
• with high demand rate acc. to SN 31920	%	73
<b>Failure rate [FIT] with low demand rate acc. to SN 31920</b>	FIT	100
<b>T1 value for proof test interval or service life acc. to IEC 61508</b>	y	20
<b>Protection against electrical shock</b>		finger-safe

#### Mechanical data:

<b>Size of contactor</b>		S00
--------------------------	--	-----

#### Ambient conditions:

<b>Installation altitude at height above sea level maximum</b>	m	2 000
<b>Ambient temperature</b>		
• during operation	°C	-40 ... +70
• during operation Note		Railway application: -40 ... 70 °C with 10 mm clearance. See catalog for other rated conditions
• during storage	°C	-55 ... +80

#### Certificates/ approvals:

General Product Approval	Functional Safety/Safety of Machinery	Declaration of Conformity	Test Certificates	Shipping Approval
--------------------------	---------------------------------------	---------------------------	-------------------	-------------------



[Type Examination](#)



[Special Test Certificate](#)



### Shipping Approval



Shipping Approval	other
-------------------	-------



[Environmental Confirmations](#)



### Further information

**Information- and Downloadcenter (Catalogs, Brochures,...)**

<http://www.siemens.com/industrial-controls/catalogs>

**Industry Mall (Online ordering system)**

<http://www.siemens.com/industrymall>

**Cax online generator**

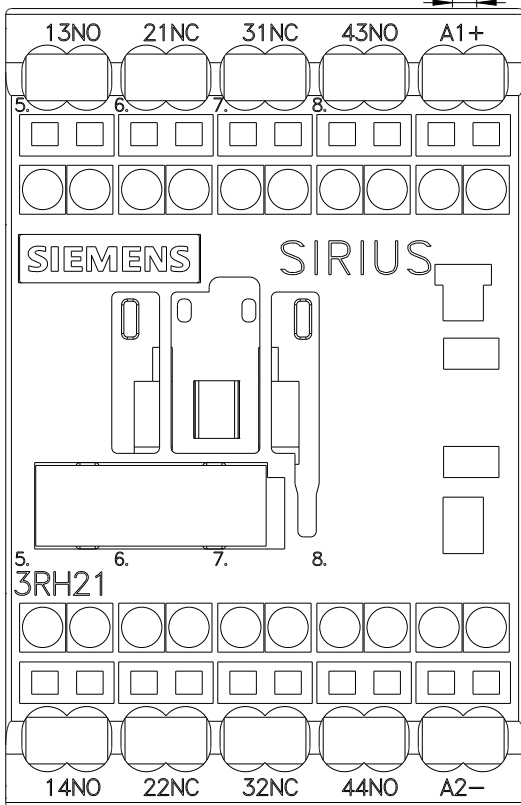
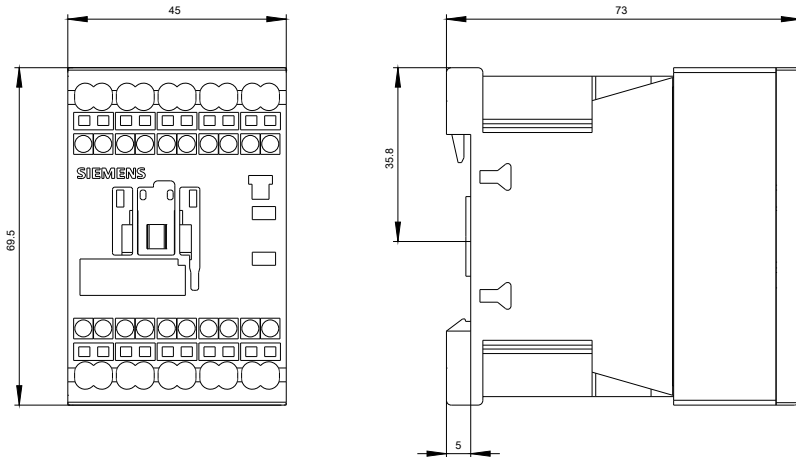
<http://support.automation.siemens.com/WW/CAXorder/default.aspx?lang=en&mlfb=3RH21222LB40>

**Service&Support (Manuals, Certificates, Characteristics, FAQs,...)**

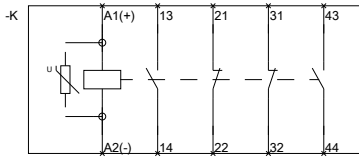
<http://support.automation.siemens.com/WW/view/en/3RH21222LB40/all>

**Image database (product images, 2D dimension drawings, 3D models, device circuit diagrams, EPLAN macros, ...)**

[http://www.automation.siemens.com/bilddb/cax\\_de.aspx?mlfb=3RH21222LB40&lang=en](http://www.automation.siemens.com/bilddb/cax_de.aspx?mlfb=3RH21222LB40&lang=en)



~~3RD~~HILFSSCHUETZ,



last modified:

11.03.2015

~~3RD~~CONTACTOR RELAY,