

# Indicator Lights

Neon, LED and Filament Lamp



## Key Features

- Neon, LED, mains LED or filament lamp
- Bezel sizes from 6.7 to 16.3mm diameter
- Red, amber, green, blue and clear lenses
- Red, yellow, green, blue and white LEDs
- Wide choice of styles

## Colours and voltages:

<b>NEON</b>  Available with Red, Amber, Green or Clear lenses 100/130V (marked 110V), 200/250V (marked 230V)	<b>DC LED</b>  Red, Yellow, Green, Blue, White 2.0/2.2V Resistors for other voltages available.	<b>AC MAINS LED</b>  Red, Yellow, Green, Blue, White 110-230V ac operation.	<b>FILAMENT</b>  Available with Red, Amber, Green, Clear or Blue lenses 6V, 12/14V, 24/28V.
--	---	--	--

Terminal	Type	Sealed	Illumination	Colour	Voltage	Options
B 2.8 L	<b>(B) 0566 A</b> 	 6.0  2.0 max  p. 340	<b>N</b> <b>L</b> <b>M</b>	Neon & Filament	<b>1</b> LED No Resistor	<b>C</b> Chrome Bezel Finish
				<b>R</b> Red	<b>2</b> 125V Neon	
B 2.8 L	<b>(B) 0566 B</b> 	 6.0  2.0 max  p. 340	<b>N</b> <b>L</b> <b>M</b>	Amber	<b>3</b> 250V Neon	
				<b>G</b> Green	<b>4</b> 6Vdc LED	
B 2.8 L	<b>(B) 0566 C</b> 	 6.0  2.0max  p. 340	<b>N</b> <b>L</b> <b>M</b>	Blue (Special Order)	<b>5</b> 12Vdc LED	
				<b>C</b> Clear	<b>6</b> 24Vdc LED	
C 6.3	<b>(C) 0145 AA</b> 	 5.8  3.0max  p. 340	<b>N</b> <b>L</b> <b>M</b> <b>F</b>	LED	<b>7</b> 12/14V Filament	
L W	<b>(L) 1041 00</b> 	 6.3  6.3max  p. 340	<b>N</b> <b>L</b> <b>F</b>	Red	<b>8</b> 24/ 28V Filament	
				<b>Y</b> Yellow	<b>9</b> 125/250Vac LED	
L W	<b>(L) 1045 00</b> 	 6.3  10.0max  p. 340	<b>N</b> <b>L</b> <b>M</b> <b>F</b>	Green		
				<b>B</b> Blue		

# Indicator Lights

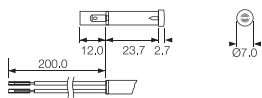
Neon, LED and Filament Lamp



Terminal	Type	Sealed	Illumination	Colour	Voltage	Options
L W	(L) 0245 00 	7.1 6.3 max p. 340	N L M F	Neon & Filament <b>R</b> Red <b>A</b> Amber <b>G</b> Green <b>B</b> Blue (Special Order) <b>C</b> Clear	<b>1</b> LED No Resistor <b>2</b> 125V Neon <b>3</b> 250V Neon <b>4</b> 6Vdc LED <b>5</b> 12Vdc LED <b>6</b> 24Vdc LED <b>7</b> 12/14V Filament	<b>C</b> Chrome Bezel Finish
L	L 2950 00 	8.0 0.8-1.6 p. 340	N L M F			
L C 6.3	(L) 0195 BB 	8.0 0.8-3.0 p. 340	N F			
L	L 2951 00 	8.0 0.8-1.6 p. 340	N L M F			
L H 4.8	H) 0568 A(*) 	8.0 0.8-3.5 p. 340	N L F			
L H 4.8	(H) 0568 B(*) 	8.0 0.8-3.5 p. 340	N L F			
				<b>R</b> Red <b>Y</b> Yellow <b>G</b> Green <b>B</b> Blue	<b>8</b> 24/ 28V Filament <b>9</b> 125/250Vac LED	

## Dimensions

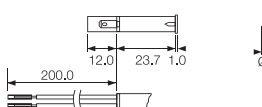
(B) 0566 A



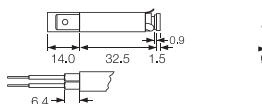
(B) 0566 B



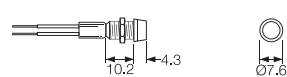
(B) 0566 C



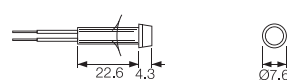
(C) 0145 AA



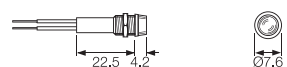
(L) 1041 00



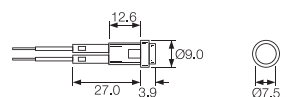
(L) 1045 00



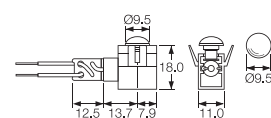
(L) 0245 00



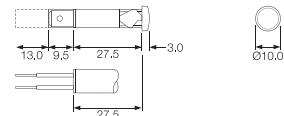
L 2950 00



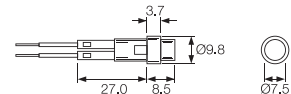
(L) 0195 BB



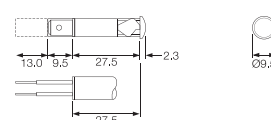
H) 0568 A(\*)



L 2951 00



(H) 0568 B(\*)



The majority of Arcoelectric indicator lights can be supplied with alternative light sources:

## Neon, Fluorescent, Filament lamp or LED

### NEON and FLUORESCENT LAMPS

#### Colours

Available with Red, Amber, Green, Blue or Clear lenses.

#### Maximum striking voltages

Standard brightness types 65Vac 90Vdc.

High brightness types 85Vac 135Vdc.

High brightness types are usually fitted.

#### Life

Typically 25,000 hours (Green fluorescent lamps 20,000 hours).

(Measured to a point when the light output of the lamp is half its original level.)

The end of life for a neon lamp is not usually a sudden failure.

#### False signals due to long wiring

It is possible for neon or fluorescent tubes to glow when they should be off.

The false signal is caused by the capacitance effect of fairly long wiring to the

indicator being adjacent to other live cables. This effect can be prevented in

most cases by fitting a 100k resistor across the supply wires close to the

indicator assembly.

### MATERIALS

Moulded bodies and bases . . . . . Nylon 6.6

Metal bodies and bezels . . . . . Chrome plated brass (except #)

Lenses . . . . . Polycarbonate

Terminals (most types) . . . . . Brass (electro-tin plated)

Terminals (exceptions) . . . . . Brass (flash silver\* or nickel\*\* plated)

Threaded metal nuts . . . . . Brass (nickel plated on 0275/7)

Other fixings . . . . . Call sales for details

\* R9, 0061, 0062, 0430, 0480, 1090, 1091, 6030, 7030, 8630, 8580


\*\* # 3130, 3160, 3161, 3221 have nickel plated terminals with steel screws


and plated polyamide bezel trims


### TEMPERATURE RATING

Authority	with Terminals	with Wire leads	
		PVC	SILICONE
European	T125°C	T105°C	T125°C
UL	T65/75°C	T65/75°C	


### SYMBOLS


 Terminals  
C 6.3, H 4.8, K 2.8

 Wire leads  
200mm long Standard

 Solid wires  
LED only

  Panel hole size

 Panel thickness

 Temperature rating

### FILAMENT LAMPS

#### Colours

Available with Red, Amber, Green, Clear or Blue lenses

#### LEDs - DC

#### Colours

Red, Yellow, Green, Blue and White.

#### Voltage

Basic voltage 2.0/2.2V. Some items are available with

integral resistors for 12V use. For details of resistors

required for higher voltages, please call sales.

#### Current

Maximum continuous forward current 20mA

#### Life

>100,000hrs

#### LEDs - AC

#### Colours

Red, Yellow, Green, Blue and White.

#### Voltage

Rated up to 230V ac, suitable for use at 110V and 230V ac.

#### Current

<3mA

#### Life

>100,000hrs