






Figure similar

SIRIUS MCU MOTOR STARTER EN. DEGR. OF PROTEC. IP55 PLASTIC COMMUNICATION WITHOUT ELECTROMECHANICAL SWITCHING SHORT-CIRCUIT PROTECTION W. CB DIRECT-ON-LINE STARTER BRAKE WITHOUT PERFORMANCE CLASS 8A MOTOR PROTEC. CIRCUIT-BREAKER WITH BIMETAL-THERMAL ROTARY DRIVE RED / YELLOW MANUAL OPERATION WITHOUT CONNEC POWER M-SCREW CONNECTION STANDARD PRODUCT

General technical data:

Design of the product		direct starter
Product function		
• Bus communication		No
• Short circuit protection		Yes
Protocol is supported		
• AS-interface protocol		No
• PROFINET protocol		No
• PROFIBUS DP protocol		No
Product component Motor brake output		No
Product feature		
• brake control with 24 V DC		No
• brake control with 180 V DC		No
• brake control with 500 V DC		No
• brake control with 230 V AC		No
• brake control with 400 V AC		No
Product expansion braking module for brake control		No
Type of assignment		1
Width	mm	182
Height	mm	220
Depth	mm	145
Operating frequency minimum	1/h	80
Equipment marking acc. to DIN 40719 extended according to IEC 204-2 acc. to IEC 750		A
Equipment marking acc. to DIN EN 61346-2		Q

Control circuit/ Control:		
Type of voltage		AC
Control supply voltage		
• with AC		
— at 50 Hz Rated value		
— minimum	V	184
— maximum	V	253
— at 60 Hz Rated value		
— minimum	V	196
— maximum	V	253
Supply voltage frequency for auxiliary and control current circuit Rated value	Hz	50 ... 60
Number of digital inputs		1
Main circuit:		
Design of short-circuit protection		circuit-breakers
Type of the motor protection		bimetal
Design of the switching contact		electromechanical
Operating current with AC at 400 V Rated value	A	8
Operating voltage Rated value	V	340 ... 440
Operating power at AC-3 at 400 V Rated value	kW	3
Operating power for three-phase motors at 400 V at 50 Hz	kW	3 ... 3
Adjustable response value current of the current-dependent overload release		
• initial value	A	5.5
• Full-scale value	A	8
Maximum short-circuit current breaking capacity (Icu) at 400 V Rated value	A	50 000
Number of poles for main current circuit		3
Connections/ Terminals:		
Type of electrical connection for main current circuit		screw-type terminals
Ambient conditions:		
Protection class IP		IP55
Ambient temperature during operation	°C	-25 ... +35
Certificates/ approvals:		

General Product Approval	Declaration of Conformity	Test Certificates	other
 GOST	 EAC	 EG-Konf.	Type Test Certificates/Test Report Environmental Confirmations Confirmation

Further information

Information- and Downloadcenter (Catalogs, Brochures,...)

<http://www.siemens.com/industrial-controls/catalogs>

Industry Mall (Online ordering system)

<http://www.siemens.com/industrymall>

Cax online generator

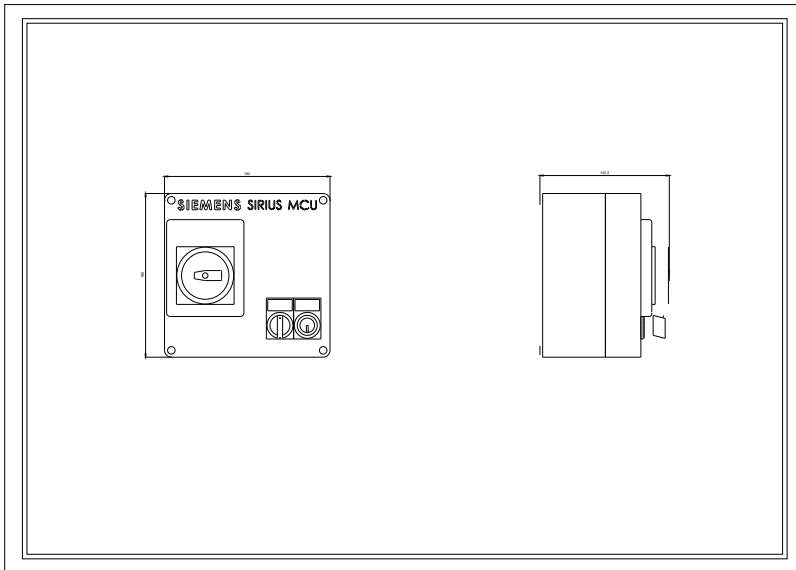
<http://support.automation.siemens.com/WW/CAXorder/default.aspx?lang=en&mlfb=3RK43533MR580BA0>

Service&Support (Manuals, Certificates, Characteristics, FAQs,...)

<http://support.automation.siemens.com/WW/view/en/3RK43533MR580BA0/all>

Image database (product images, 2D dimension drawings, 3D models, device circuit diagrams, EPLAN macros, ...)

<http://www.automation.siemens.com/bilddb/index.aspx?attID9=3RK43533MR580BA0&lang=en>



last modified:

09.03.2015