



Figure similar

CONTACTOR RELAY 73E EN 50 011 7NO+3NC,
SCREW TERMINALS DC OPERATION DC SOLENOID
SYSTEM DC 30V

General technical data:

Size of contactor		0
Ambient temperature during operation	°C	-25 ... +55
Protection class IP on the front		IP20
Equipment marking acc. to DIN 40719 extended according to IEC 204-2 acc. to IEC 750		K
Equipment marking acc. to DIN EN 61346-2		K
Equipment marking acc. to DIN EN 81346-2		K

Control circuit/ Control:

Type of voltage of the control supply voltage		DC
Control supply voltage		
<ul style="list-style-type: none"> • for DC 		
— Rated value	V	30

Auxiliary circuit:

Operating current at AC-15		
<ul style="list-style-type: none"> • at 230 V Rated value 	A	10
<ul style="list-style-type: none"> • at 400 V Rated value 	A	6
Identification number and letter for switching elements		73 E
Number of NC contacts for auxiliary contacts		3
<ul style="list-style-type: none"> • lagging switching 		0
<ul style="list-style-type: none"> • delayed switching 		0
<ul style="list-style-type: none"> • make-before-break switching 		0
Number of NO contacts for auxiliary contacts		

• delayed switching	0
• leading contact	0
• make-before-break switching	0
Number of CO contacts for auxiliary contacts	0

Connections/ Terminals:





Type of electrical connection for auxiliary and control current circuit	screw-type terminals
--	----------------------

Mechanical data:

Mounting type		screw and snap-on mounting onto 35 mm standard mounting rail according to DIN EN 50022
Width	mm	55
Height	mm	78
Depth	mm	135

Certificates/ approvals:

General Product Approval			Test Certificates		
 CCC	 CSA	 UL		Type Test Certificates/Test Report	Special Test Certificate

Test Certificates	Shipping Approval				other
other	 DNV	 GL	 LRS	 RMRS	Declaration of Conformity

other	
Environmental Confirmations	other

Safety related data:

Protection against electrical shock		finger-safe
B10 value with high demand rate acc. to SN 31920		1 000 000
• Note		With 0.3 x Ie
T1 value for proof test interval or service life acc. to IEC 61508	y	20

Further information

Information- and Downloadcenter (Catalogs, Brochures,...)

<http://www.siemens.com/industrial-controls/catalogs>

Industry Mall (Online ordering system)

<http://www.siemens.com/industrymall>

Cax online generator

<http://support.automation.siemens.com/WW/CAXorder/default.aspx?lang=en&mfb=3TH43730BC4>

Service&Support (Manuals, Certificates, Characteristics, FAQs,...)

<http://support.automation.siemens.com/WW/view/en/3TH43730BC4/all>

Image database (product images, 2D dimension drawings, 3D models, device circuit diagrams, EPLAN macros, ...)

<http://www.automation.siemens.com/bilddb/index.aspx?attID9=3TH43730BC4&lang=en>



last modified:

09.03.2015

WB 4441
WB 25: 3TH4391-0BB4_ALL