

- > Port size: Ø 4 ... 16 mm
O/D tube, BSP threads
- > Norgren Pneufit® C fittings are ready to use, offering fast assembly with no need for tools providing optimum flow.
- > Pneufit® C offers a broad range of over 1,000 composite push-in pneumatic fittings to complement our established all brass Pneufit® series.

Releasable stainless steel grab-ring to grip PA or PUR tube (85 or 95 durometer).

- > Nickel plated brass components provide corrosion and contamination resistance and an extended life.
- > Pre applied thread sealant on all taper threads and recessed captive O-ring on parallel threads provides optimum rapid sealing.



Technical features

Medium:

Compressed air

Operating pressure:

10 bar (145 psi) max.

Vacuum:

750 mm of Hg

Thread sizes:

M5, M6, 1/8, 1/4, 3/8 and 1/2
ISO G, ISO Rc and ISO R

Ambient/Media temperature:

-20°C ... +60°C (-4 ... 140°F)

Tube sizes:

4, 6, 8, 10, 12, 16 mm

Tubing types:

PA 11 or 12
PUR 85, 95 or 98 durometer

Warning:

The Norgren Pneufit® C range must not be used in vehicle air braking or ancillary systems. For push in fittings suitable for these applications, please refer to the Fleetfit range.

Materials:

Body: PBT
Seals: NBR (silicone free)
u-packing and O-rings
Threaded bodies: nickel plated brass
Release sleeve and backing ring: POM
Grab-ring: stainless steel
Collar: nickel plated brass
Thread sealant: chemitech G-175L


Method of assembly



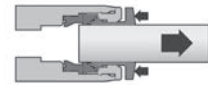
1. Ensure that the end of the tube is cut square and is free from burrs.



2. Push the tube through the collet into the fitting.

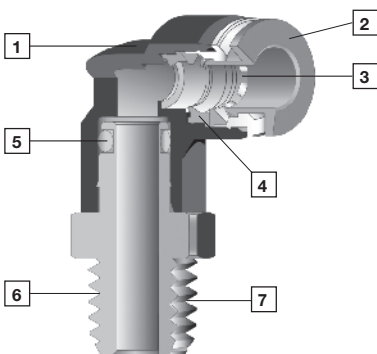


3. Continue pushing the tube through the 'O'-ring until it bottoms on the tube stop then pull back.



4. To disconnect push the tube into the fitting, hold down the collet and withdraw the tube.

Components











- 1 Impact resistant PBT body in black
- 2 Release buttons are red for metric, grey for inch
- 3 Stainless steel grab ring with special design to retain softer tube and provide easy releasability.
- 4 Silicon free U-packing provides leak tight tube seal under side loading.
- 5 Stem seal provides leak tight 360° swivel connection.
- 6 Nickel plated brass threads and notches on hex to signify NPT.
- 7 Pre-applied thread sealant on tapered threads and recessed captive O-ring on parallel threads.

Option selector











Straight adaptors and connectors

<p>Straight adaptor, BSPT thread (external + internal hex) C0125</p>  <p>Page 7</p>	<p>Straight adaptor, BSPP thread (external + internal hex) C0225</p>  <p>Page 7</p>	<p>Straight adaptor, metric or BSPT thread (internal hex only) C012A/C022A</p>  <p>Page 7</p>	<p>Female adaptor, metric or BSPP thread C0226</p>  <p>Page 7</p>	<p>Straight union C0020</p>  <p>Page 8</p>	<p>Straight union (unequal) C0020</p>  <p>Page 8</p>	<p>Stem reducer C0023</p>  <p>Page 8</p>
<p>Stem expander (stem/tube) C0023</p>  <p>Page 8</p>	<p>Bulkhead union C0029</p>  <p>Page 8</p>	<p>Straight adaptor, BSPP thread (female bulkhead) C0232</p>  <p>Page 8</p>	<p>Stem union (equal) C0022</p>  <p>Page 8</p>	<p>Stem union (unequal) C0022</p>  <p>Page 9</p>	<p>Plug C0004</p>  <p>Page 9</p>	<p>Cap (female plug) C0012</p>  <p>Page 9</p>









Elbow adaptors and connectors

<p>Union elbow C0040</p>  <p>Page 9</p>	<p>90° Swivel elbow adaptor, BSPT thread C0147</p>  <p>Page 9</p>	<p>90° Swivel elbow adaptor, BSPP thread C0247</p>  <p>Page 9</p>	<p>Stem elbow C0043</p>  <p>Page 10</p>	<p>90° Swivel elbow adaptor (extended), metric or BSPT thread C0154/C0254</p>  <p>Page 10</p>	<p>90° Swivel elbow adaptor (female), metric or BSPT thread C0148/C0248</p>  <p>Page 10</p>	<p>Bulkhead union elbow C0049</p>  <p>Page 10</p>
-------------------------------------------------------------------------------------------------------------------------	----------------------------------------------------------------------------------------------------------------------------------------------------	----------------------------------------------------------------------------------------------------------------------------------------------------	--------------------------------------------------------------------------------------------------------------------------	---------------------------------------------------------------------------------------------------------------------------------------------------------------------------------	--------------------------------------------------------------------------------------------------------------------------------------------------------------------------------	--------------------------------------------------------------------------------------------------------------------------------------

Y and quadruple connectors

<p>Union Y (equal + unequal) C0082</p>  <p>Page 11</p>	<p>Swivel Y adaptor, BSPT thread C0188</p>  <p>Page 11</p>	<p>Swivel Y adaptor, BSPP thread C0288</p>  <p>Page 11</p>	<p>Stem Y (equal + unequal) C0084</p>  <p>Page 11</p>	<p>Quadruple stem reducer C0096</p>  <p>Page 12</p>	<p>Quadruple Y union, BSPT thread C0195</p>  <p>Page 12</p>	<p>Quadruple Y union, BSPP thread C0295</p>  <p>Page 12</p>	<p>Quadruple reducer C0097</p>  <p>Page 12</p>
------------------------------------------------------------------------------------------------------------------------------------------	-----------------------------------------------------------------------------------------------------------------------------------------------	-----------------------------------------------------------------------------------------------------------------------------------------------	------------------------------------------------------------------------------------------------------------------------------------------	----------------------------------------------------------------------------------------------------------------------------------------	-------------------------------------------------------------------------------------------------------------------------------------------------	--------------------------------------------------------------------------------------------------------------------------------------------------	-------------------------------------------------------------------------------------------------------------------------------------

Tee connectors and adaptors

<p>Union tee (equal) C0060</p>  <p>Page 12</p>	<p>Union tee (unequal) C006A</p>  <p>Page 12</p>	<p>Swivel tee adaptor, BSPT thread C0167</p>  <p>Page 13</p>	<p>Swivel tee adaptor, BSPP thread C0267</p>  <p>Page 13</p>	<p>Swivel side tee adaptor (female), metric or BSPT thread C016C/C026C</p>  <p>Page 13</p>	<p>Stem tee (equal) C0063</p>  <p>Page 13</p>
<p>Stem tee (unequal) C0063</p>  <p>Page 13</p>	<p>Stem side tee (equal) C0064</p>  <p>Page 14</p>	<p>Stem side tee (unequal) C0064</p>  <p>Page 14</p>	<p>Swivel side tee adaptor, BSPT thread C0168</p>  <p>Page 14</p>	<p>Swivel side tee adaptor, BSPP thread C0268</p>  <p>Page 14</p>	

Banjo flow controler
**Banjo flow control (out),
BSPT thread
C0TA0**


Page 20

**Banjo flow control (out),
metric or BSPP thread
COK51**


Page 20

**Banjo flow control (in),
BSPT thread
COSAO**


Page 21

**Banjo flow control (in),
metric or BSPP thread
COL51**


Page 21

**Shrouded banjo (out),
BSPT thread
COTBO**


Page 21

**Shrouded banjo (out),
metric or BSPP thread
COKBO**


Page 21

**Swivel speed control
(out),
BSPT thread
COT56**


Page 22

**Swivel speed control
(out),
metric or BSPP thread
COK56**


Page 22

**Speed control and pilot
check,
metric or BSPT thread
CO1GN**


Page 23

**Speed control and pilot
check,
metric or BSPT thread
CO2GN**


Page 23

**In-line flow control
COOGE**


Page 24

**In-line flow control
C00GP**


Page 24

Cross and manifolds
**Union cross
C0090**


Page 14

**Manifold union
C00D3**


Page 15

**Male manifold, BSPT
thread
C01D3**


Page 15

**Stem manifold
C00J3**


Page 15

**Banjo, metric or BSPP
thread
C0A51**


Page 15

**Banjo (with top port),
metric or BSPT thread
COD51, COE51, COF51,
COG51**


Page 15

**2x Swivel elbow
adaptor,
BSPT thread
C0Q51**


Page 16

**2x Swivel elbow adap-
tor,
BSPP thread
C0B51**


Page 16

**3x Swivel elbow adap-
tor,
BSPT thread
COH51**


Page 16

**3x Swivel elbow adap-
tor,
BSPP thread
C0C51**


Page 16

**Single universal tee,
BSPT thread
C0N71**


Page 17

**Single universal tee,
BSPP thread
C0A71**


Page 17

**Double universal tee,
BSPT thread
COQ71**


Page 17

**Double universal tee,
BSPP thread
C0B71**


Page 17

**Triple universal tee,
BSPT thread
C0H71**


Page 18

**Triple universal tee,
BSPP thread
C0C71**


Page 18

**Branch adaptor,
BSPT thread
CON70**


Page 18

**Branch adaptor, metric
or BSPP thread
COA70**


Page 18

**Female branch adaptor,
BSPT thread
C0*7K**


Page 19

**Female branch adaptor,
metric or BSPP thread
C0*7J**


Page 19

**Double branch adaptor,
BSPT thread
C0Q70**


Page 19

**Double branch adaptor,
BSPP thread
C0B70**


Page 19






**Triple branch adaptor,
BSPT thread
COH70**


Page 20






**Triple branch adaptor,
BSPP thread
C0C70**


Page 20




In-line non-return valve

<p>In-line non-return valve C00GL</p>  <p>Page 25</p>	<p>In-line non-return valve (in), BSPT thread C01G2</p>  <p>Page 25</p>	<p>In-line non-return valve (in), metric or BSPP thread C02G2</p>  <p>Page 25</p>	<p>In-line non-return valve (out), BSPT thread C01G3</p>  <p>Page 25</p>	<p>In-line non-return valve (out), metric or BSPP thread C02G3</p>  <p>Page 25</p>
-------------------------------------------------------------------------------------------------------------------------------------------	------------------------------------------------------------------------------------------------------------------------------------------------------------------	--------------------------------------------------------------------------------------------------------------------------------------------------------------------------------	-------------------------------------------------------------------------------------------------------------------------------------------------------------------	-----------------------------------------------------------------------------------------------------------------------------------------------------------------------------------

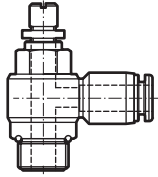
Self sealing adaptors

<p>Straight adaptor, BSPT thread C0124</p>  <p>Page 26</p>	<p>Straight adaptor, BSPP thread C0224</p>  <p>Page 26</p>	<p>Straight union C002J</p>  <p>Page 26</p>	<p>Swivel elbow, BSPT thread C014J</p>  <p>Page 26</p>	<p>Swivel elbow, BSPP thread C024J</p>  <p>Page 26</p>
----------------------------------------------------------------------------------------------------------------------------------------------------	-----------------------------------------------------------------------------------------------------------------------------------------------------	----------------------------------------------------------------------------------------------------------------------------------	-------------------------------------------------------------------------------------------------------------------------------------------------	---------------------------------------------------------------------------------------------------------------------------------------------------

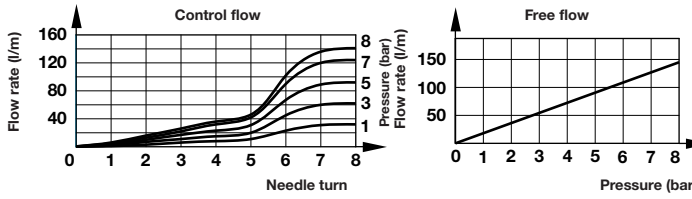
Hand valves

<p>3/2 Shut-off valves, BSPT thread C01GG</p>  <p>Page 27</p>	<p>3/2 Shut-off valves, BSPT thread C01GH</p>  <p>Page 27</p>	<p>3/2 Shut-off valves, BSPT thread C01GJ</p>  <p>Page 27</p>	<p>3/2 Shut-off valves C01GF</p>  <p>Page 27</p>
--------------------------------------------------------------------------------------------------------------------------------------------------------	---------------------------------------------------------------------------------------------------------------------------------------------------------	---------------------------------------------------------------------------------------------------------------------------------------------------------	----------------------------------------------------------------------------------------------------------------------------------------

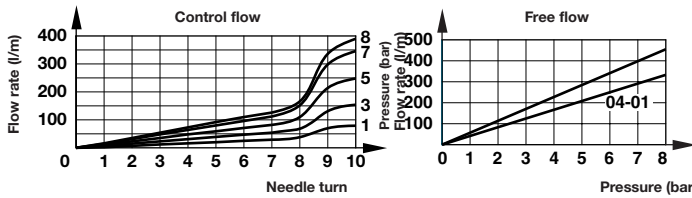
**Speed controllers flowrate for C0K51, C0TA0,
C0L51, C0K56, C0T56 and C0SA0 banjo types**



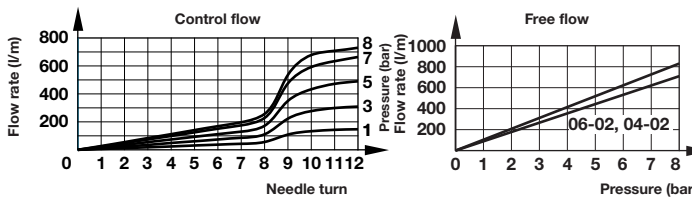
**3, 4 and 6 mm
M5**



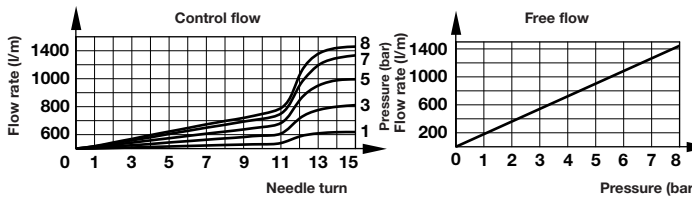
**4, 6 and 8 mm
1/8**



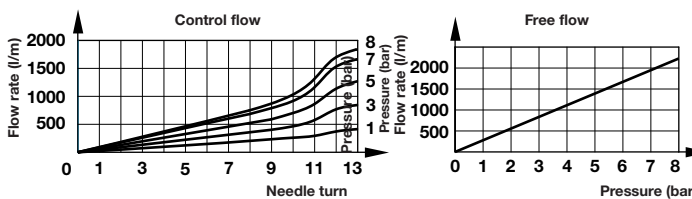
**4, 6, 8, 10 and 12 mm
1/4**



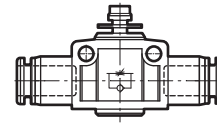
**6, 8, 10 and 12 mm
3/8**



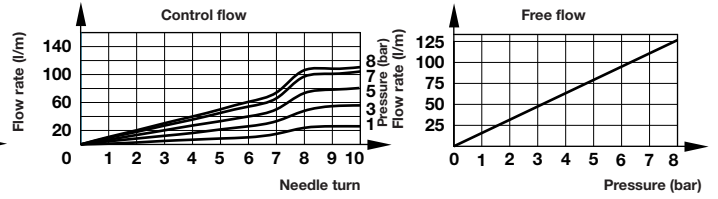
8, 10 and 12 mm 1/2



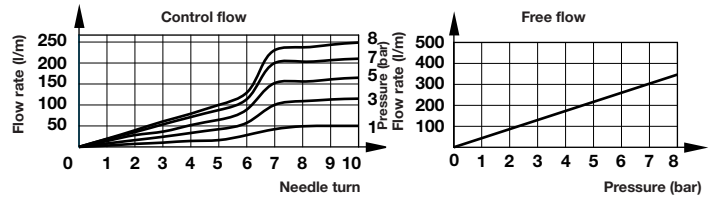
Speed controllers flowrate for C00GE, C00GP



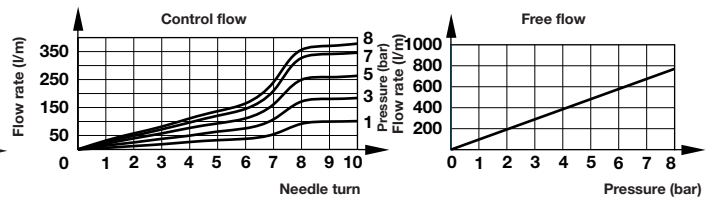
C00G*0400



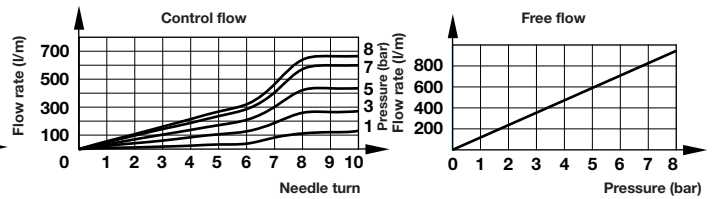
C00G*0600



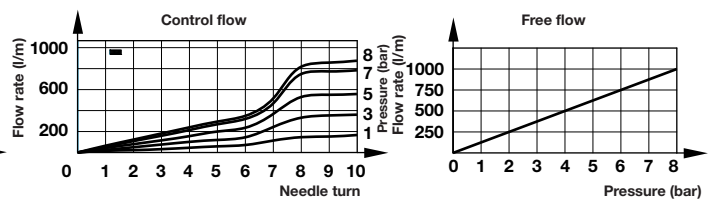
C00G*0800



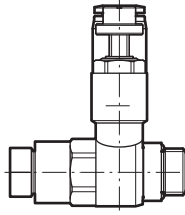
C00G*1000



C00G*1200

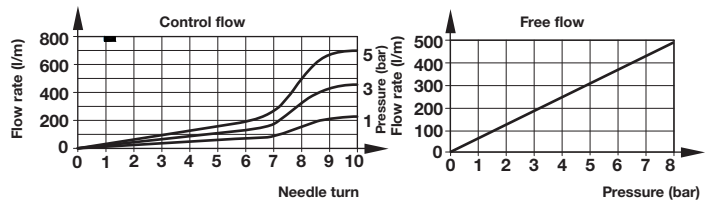
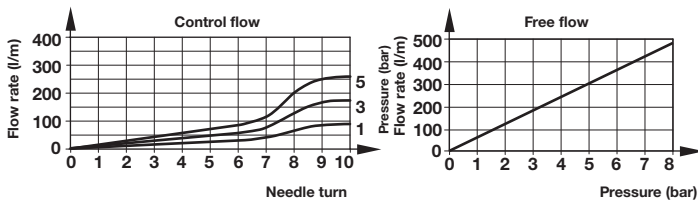


Speed controllers flowrate for C01GN and C02GN banjo types



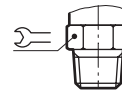
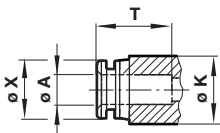
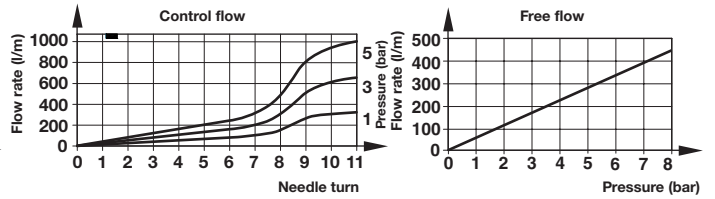
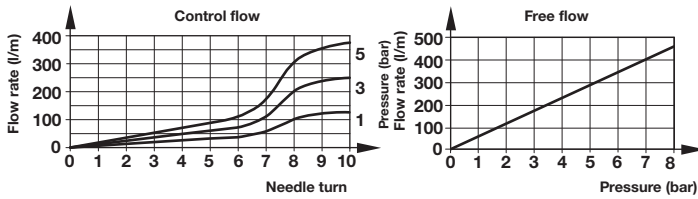
6 and 8 mm
 1/8

8, 10 and 12 mm
 3/8



6 and 8 mm
 1/4

10 and 12 mm
 1/2



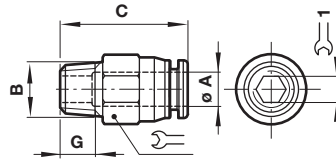
Technical data

Ø A	Ø K	T*1)	Ø X
4	10,5	15	9,5
6	12,5	16,5	12
8	14,5	18,5	14
10	17,5	20	16,5
12	20,5	23	19
16	27	23,5	25

Thread	Recommended torque	Thread	Recommended torque
M5	1,5 Nm		
M6	2,3 Nm		
G1/8	10 Nm	R1/8	7 Nm
G1/4	15 Nm	R1/4	12 Nm
G3/8	25 Nm	R3/8	22 Nm
G1/2	40 Nm	R1/2	28 Nm

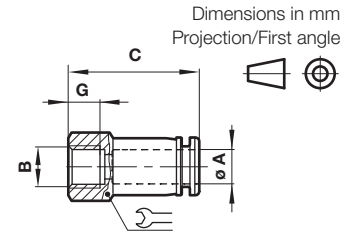
*1) Dimensions here and in the individual tables refer to the collet being in the 'IN' position.

Straight adaptor (external + internal hex)
C0125



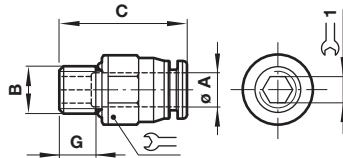
Ø A	B	C	G		1	Model
4	R1/8	21,5	8	10	3	C01250418
4	R1/4	20,5	10	14	3	C01250428
4	R3/8	22	11	17	3	C01250438
6	R1/8	22	8	12	4	C01250618
6	R1/4	21	10	14	5	C01250628
6	R3/8	22	11	17	5	C01250638
6	R1/2	29,5	14	19	5	C01250648
8	R1/8	27,5	8	14	5	C01250818
8	R1/4	25,5	10	14	6	C01250828
8	R3/8	23	11	17	6	C01250838
8	R1/2	29,5	14	19	6	C01250848
10	R1/8	28,5	8	17	5	C01251018
10	R1/4	30,5	10	17	6	C01251028
10	R3/8	24,5	11	17	8	C01251038
10	R1/2	29,5	14	19	8	C01251048
12	R1/8	31,5	8	19	5	C01251218
12	R1/4	33	10	19	6	C01251228
12	R3/8	30	11	19	8	C01251238
12	R1/2	30	14	19	8	C01251248
16	R3/8	37,5	11	24	10	C01251638
16	R1/2	40,5	14	24	10	C01251648

Female adaptor
C0226



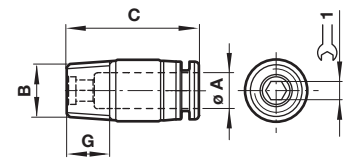
Ø A	B	C	G		Model
4	M5	26	7	12	C02260405
4	G1/8	26,5	9	14	C02260418
4	G1/4	28,5	11	17	C02260428
4	G3/8	30	12	22	C02260438
6	G1/8	27,5	9	14	C02260618
6	G1/4	29,5	11	17	C02260628
6	G3/8	30	12	22	C02260638
8	G1/8	28,5	9	14	C02260818
8	G1/4	30,5	11	17	C02260828
8	G3/8	31,5	12	22	C02260838
8	G1/2	34,5	14	24	C02260848
10	G1/8	31,5	9	17	C02261018
10	G1/4	31,5	11	17	C02261028
10	G3/8	32,5	12	22	C02261038
10	G1/2	34,5	14	24	C02261048
12	G1/4	34,5	11	22	C02261228
12	G3/8	34,5	12	22	C02261238
12	G1/2	36,5	14	24	C02261248

Straight adaptor (external + internal hex)
C0225



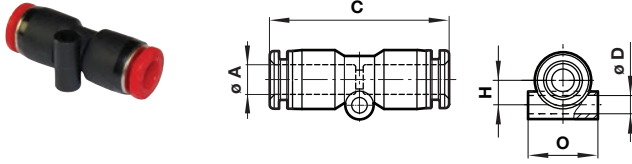
Ø A	B	C	G		1	Model
4	M5	22	4	10	-	C02250405
4	M6	22	8	10	-	C02250406
4	G1/8	21,5	6	13	3	C02250418
4	G1/4	23,5	8	15	3	C02250428
4	G3/8	22	8	17	3	C02250438
6	M5	23,5	5	12	-	C02250605
6	M6	23	4	12	-	C02250606
6	G1/8	26,5	6	13	4	C02250618
6	G1/4	24,5	8	15	5	C02250628
6	G3/8	25,5	8	17	5	C02250638
8	G1/8	26,5	6	15	5	C02250818
8	G1/4	26,5	8	15	6	C02250828
8	G3/8	25	8	17	6	C02250838
8	G1/2	26	9	21	6	C02250848
10	G1/8	29,5	6	17	5	C02251018
10	G1/4	30	8	17	8	C02251028
10	G3/8	27	8	17	8	C02251038
10	G1/2	28,5	9	21	8	C02251048
12	G1/4	32	8	19	8	C02251228
12	G3/8	31,5	8	19	8	C02251238
12	G1/2	31,5	9	21	8	C02251248
16	G3/8	36,5	8	24	8	C02251638
16	G1/2	36,5	9	24	10	C02251648

Straight adaptor (internal hex only)
C012A, C022A



Ø A	B	C	G	1	Model
4	M5	22	4,5	2	C022A0405
4	M6	22	4	3	C022A0406
4	R1/8	20,5	8	3	C012A0418
4	R1/4	20,5	10	3	C012A0428
4	R3/8	20,5	11	3	C012A0438
6	M5	22,5	5	2	C022A0605
6	M6	22,5	4	3	C022A0606
6	R1/8	22	8	4	C012A0618
6	R1/4	22,5	10	4	C012A0628
6	R3/8	22,5	11	4	C012A0638
8	R1/8	27	8	5	C012A0818
8	R1/4	25	10	6	C012A0828
8	R3/8	25	11	6	C012A0838
8	R1/2	25	14	6	C012A0848
10	R1/8	28	8	5	C012A1018
10	R1/4	29	10	6	C012A1028
10	R3/8	29	11	8	C012A1038
10	R1/2	29	14	8	C012A1048
12	R1/8	35	8	5	C012A1218
12	R1/4	32,5	10	6	C012A1228
12	R3/8	32,5	11	8	C012A1238
12	R1/2	32,5	14	8	C012A1248

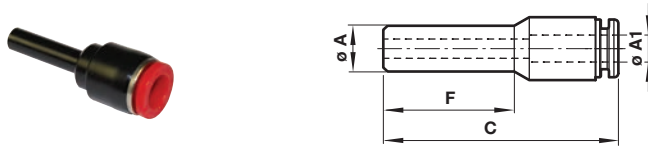
**Straight union
C0020**



Ø A	C	Ø D	H	O	Model
4	34,5	3,3	4,5	10,5	C00200400
6	37	3,3	5,5	12,5	C00200600
8	39,5	4,3	7	14,5	C00200800
10	43	4,3	8	17,5	C00201000
12	48	4,3	9,5	20,5	C00201200
16	51	-	-	-	C00201600*

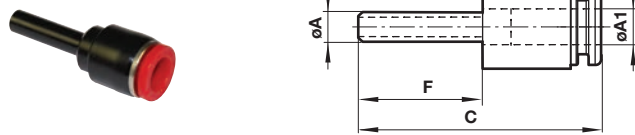
*No nail hole in 16 mm

**Stem reducer
C0023**



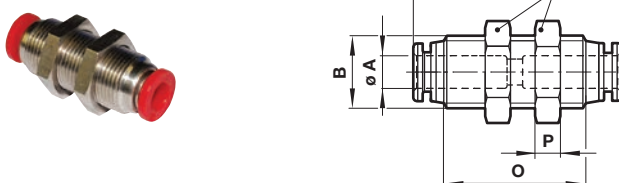
Ø A	Ø A1	C	F	Model
6	4	41	21,5	C00230604
8	4	42	22,5	C00230804
8	6	44,5	23,5	C00230806
10	6	47,5	26,5	C00231006
10	8	49,5	27,5	C00231008
12	6	52	29,5	C00231206
12	8	52,5	30,5	C00231208
12	10	56,5	31	C00231210
16	12	57,5	33	C00231612

**Stem expander (stem/tube)
C0023**



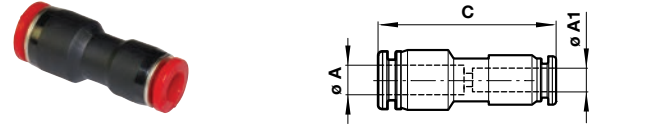
Ø A	Ø A1	C	F	Model
4	6	41	24	C00230406
6	8	44	26,5	C00230608

**Bulkhead union
C0029**



Ø A	B	C	O	P	Model	
4	M12x1	35,5	24,5	4	14	C00290400
6	M14x1	40	27,5	4	17	C00290600
8	M16x1	42	29,5	5	19	C00290800
10	M20x1	45	31,5	5	24	C00291000
12	M22x1	50,5	36	5	26	C00291200

**Straight union (unequal)
C0020**



Ø A	Ø A1	C	Model
6	4	36,5	C00200604
8	4	38,5	C00200804
8	6	37,5	C00200806
10	6	40	C00201006
10	8	41	C00201008
12	8	46	C00201208
12	10	44	C00201210
16	12	49,5	C00201612

**Stem union (equal)
C0022**

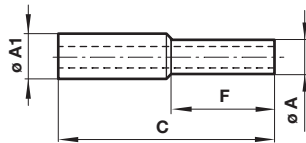


Ø A	C	Model
4	37	C00220400
6	38	C00220600
8	41	C00220800
10	44	C00221000
12	49	C00221200
16	53	C00221600

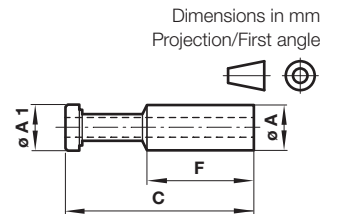
**Straight adaptor (female bulkhead)
C0232**



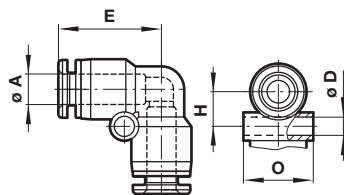
Ø A	B	B1	C	G	P	1	Model	
4	G1/8	M12x1	26,5	9	4	14	14	C02320418
4	G1/4	M12x1	29	11	4	14	17	C02320428
4	G3/8	M12x1	30	12	4	14	22	C02320438
6	G1/8	M14x1	28,5	9	4	17	17	C02320618
6	G1/4	M14x1	30,5	11	4	17	17	C02320628
6	G3/8	M14x1	31,5	12	4	17	22	C02320638
8	G1/8	M16x1	29,5	9	5	19	19	C02320818
8	G1/4	M16x1	31,5	11	5	19	19	C02320828
8	G3/8	M16x1	32,5	12	5	19	22	C02320838
10	G1/4	M20x1	32,5	11	5	24	24	C02321028
10	G3/8	M20x1	33,5	12	5	24	24	C02321038
10	G1/2	M20x1	36	14	5	24	24	C02321048
12	G1/4	M22x1	38	11	5	26	24	C02321228
12	G3/8	M22x1	38	12	5	26	24	C02321238
12	G1/2	M22x1	40	14	5	26	24	C02321248

**Stem union (unequal)
C0022**


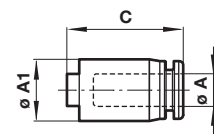
Ø A	Ø A1	C	F	Model
4	6	38	18	C00220604
6	8	41,5	20,5	C00220806
8	10	43,5	21,5	C00221008
10	12	46,5	22,5	C00221210
12	16	52	25	C00221612

**Plug
C0004**


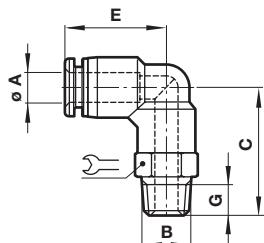
Ø A	Ø A1	C	F	Model
4	4	30	17,5	C00040400
6	6	34	18,5	C00040600
8	8	38	21	C00040800
10	10	42	24	C00041000
12	12	46	29,5	C00041200
16	16	50	30	C00041600

**Union elbow
C0040**


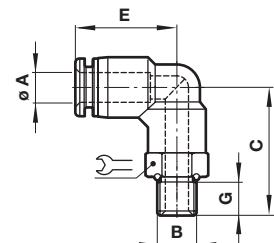
Ø A	Ø D	E	H	O	Model
4	3,3	19	8,5	10,5	C00400400
6	3,3	21	7,5	12,5	C00400600
8	4,3	22,5	9	14,5	C00400800
10	4,3	26	12	18	C00401000
12	4,3	30	13,5	21	C00401200
16	4,3	34	16	25,5	C00401600

**Cap (female plug)
C0012**


Ø A	Ø A1	C	Model
4	10,5	18	C00120400
6	12,5	19	C00120600
8	14,5	21	C00120800
10	17,5	23	C00121000
12	19,5	25	C00121200
16	24	25	C00121600

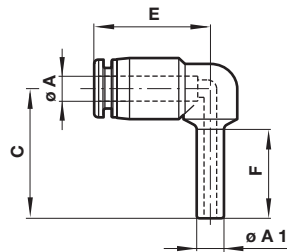
**90° Swivel elbow adaptor
C0147**


Ø A	B	C	E	G	⌀	Model
4	R1/8	24,5	18,5	8	10	C01470418
4	R1/4	26,5	18,5	10	14	C01470428
4	R3/8	27,5	18,5	11	17	C01470438
6	R1/8	26,5	20,5	8	12	C01470618
6	R1/4	29,5	20,5	10	14	C01470628
6	R3/8	30,5	20,5	11	17	C01470638
6	R1/2	33,5	20,5	14	21	C01470648
8	R1/8	28	23	8	14	C01470818
8	R1/4	31	23	10	14	C01470828
8	R3/8	32	23	11	17	C01470838
8	R1/2	35	23	14	21	C01470848
10	R1/8	28,5	23,5	8	17	C01471018
10	R1/4	31,5	23,5	10	17	C01471028
10	R3/8	32,5	23,5	11	17	C01471038
10	R1/2	35,5	23,5	14	21	C01471048
12	R1/8	32,5	27,5	8	19	C01471218
12	R1/4	34,5	27,5	10	19	C01471228
12	R3/8	35,5	27,5	11	19	C01471238
12	R1/2	38,5	27,5	14	21	C01471248
16	R3/8	43	32,5	11	24	C01471638
16	R1/2	46	32,5	14	24	C01471648

**90° Swivel elbow adaptor
C0247**


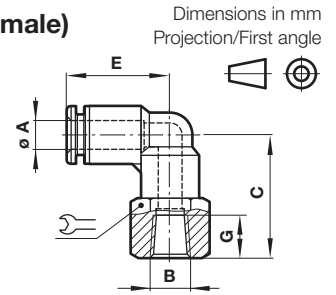
Ø A	B	C	E	G	⌀	Model
4	M5	22	18,5	4,5	10	C02470405
4	M6	22	18,5	4,5	10	C02470406
4	G1/8	22,5	18,5	6	14	C02470418
4	G1/4	24,5	18,5	8	17	C02470428
4	G3/8	24,5	18,5	8	20	C02470438
6	M5	24	20,5	4,5	12	C02470605
6	M6	24	20,5	4,5	12	C02470606
6	G1/8	24,5	20,5	6	14	C02470618
6	G1/4	26,5	20,5	8	17	C02470628
6	G3/8	26,5	20,5	9	20	C02470638
8	G1/8	26	23	8	14	C02470818
8	G1/4	28	23	8	17	C02470828
8	G3/8	28	23	9	20	C02470838
8	G1/2	29	23	10	24	C02470848
10	G1/8	26,5	23,5	6	17	C02471018
10	G1/4	28,5	23,5	8	17	C02471028
10	G3/8	28,5	23,5	9	20	C02471038
10	G1/2	29,5	23,5	10	24	C02471048
12	G1/4	32,5	27,5	8	19	C02471228
12	G3/8	32,5	27,5	9	20	C02471238
12	G1/2	32,5	27,5	10	24	C02471248
16	G3/8	41	32,5	9	24	C02471638
16	G1/2	42	32,5	10	24	C02471648

**Stem elbow
C0043**



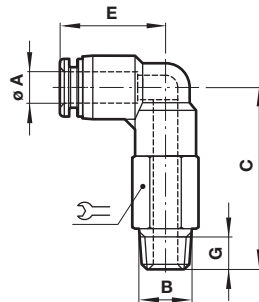
Ø A	Ø A1	C	E	F	Model
4	4	28,5	19	22	C00430400
6	6	31,5	20,5	24	C00430600
8	8	34,5	23	26	C00430800
10	10	38	24	28	C00431000
12	12	41	28	30	C00431200
16	16	48,5	32	35	C00431600

**90° Swivel elbow adaptor (female)
C0148/C0248**



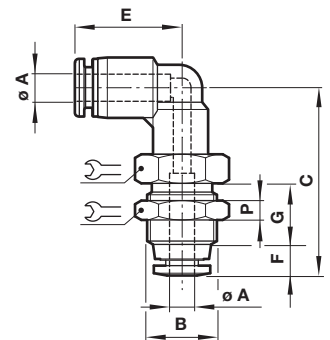
Ø A	B	C	E	G	⌀	Model
4	M5	21,5	18,5	4,5	10	C02480405
4	M6	21,5	18,5	4,5	10	C02480406
4	R1/8	22,5	18,5	9	14	C01480418
4	R1/4	24,5	18,5	11	17	C01480428
6	M5	23,5	20,5	4,5	12	C02480605
6	M6	23,5	20,5	4,5	12	C02480606
6	R1/8	24,5	20,5	9	14	C01480618
6	R1/4	26,5	20,5	11	17	C01480628
6	R3/8	27,5	20,5	12	21	C01480638
8	R1/8	26	23	9	14	C01480818
8	R1/4	28	23	11	17	C01480828
8	R3/8	29	23	12	22	C01480838
10	R1/4	28,5	23,5	11	17	C01481028
10	R3/8	29,5	23,5	12	22	C01481038
10	R1/2	31,5	23,5	14	24	C01481048
12	R1/4	31,5	27,5	11	19	C01481228
12	R3/8	32,5	27,5	12	22	C01481238
12	R1/2	34,5	27,5	14	24	C01481248

**90° Swivel elbow adaptor (extended)
C0154/C0254**

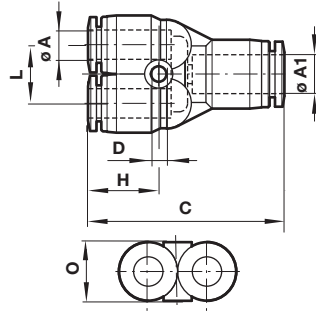


Ø A	B	C	E	G	⌀	Model
4	M5	33,5	18,5	4,6	10	C02540405
4	M6	33	18,5	4,6	10	C02540406
4	R1/8	35,5	18,5	8	10	C01540418
4	R1/4	37,5	18,5	10	14	C01540428
4	R3/8	38,5	18,5	11	17	C01540438
6	M5	38	20,5	4,5	12	C02540605
6	M6	37,5	20,5	4,5	12	C02540606
6	R1/8	40	20,5	8	12	C01540618
6	R1/4	42	20,5	10	14	C01540628
6	R3/8	43	20,5	11	17	C01540638
6	R1/2	46	20,5	14	21	C01540648
8	R1/8	44	23	8	14	C01540818
8	R1/4	46	23	10	14	C01540828
8	R3/8	47	23	11	17	C01540838
8	R1/2	50	23	14	21	C01540848
10	R1/8	47,5	23,5	8	17	C01541018
10	R1/4	49,5	23,5	10	17	C01541028
10	R3/8	50,5	23,5	11	17	C01541038
10	R1/2	53,5	23,5	14	21	C01541048
12	R1/8	54	27,5	8	19	C01541218
12	R1/4	56	27,5	10	19	C01541228
12	R3/8	57	27,5	11	19	C01541238
12	R1/2	60	27,5	14	21	C01541248
16	R3/8	69	32,5	11	24	C01541638
16	R1/2	72	32,5	14	24	C01541648

**Bulkhead union elbow
C0049**



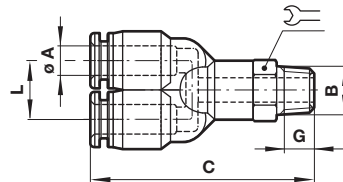
Ø A	B	C	E	F	G	P	⌀	Model
4	M12x1	32,5	18,5	5,5	9	4	14	C00490400
6	M14x1	38	20,5	6	11	4	17	C00490600
8	M16x1	40,5	23	6,5	11,5	5	19	C00490800
10	M20x1	42,5	23,5	7	12	5	24	C00491000
12	M22x1	48	27,5	7,5	15	5	26	C00491200

**Union Y
C0082**

Equal

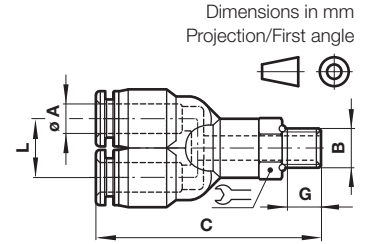
Ø A	Ø A1	C	D	H	L	O	Model
4	4	37	3,3	14,5	10,5	10,5	C00820400
6	6	40	3,3	16,5	12,5	12,5	C00820600
8	8	43	4,3	18,5	14,5	14,5	C00820800
10	10	47,5	4,3	19	17,5	17,5	C00821000
12	12	53	4,3	22	20,5	20,5	C00821200

Unequal

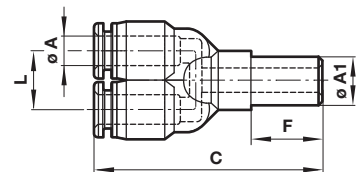
Ø A	Ø A1	C	D	H	L	O	Model
4	6	38	3,3	15	10,5	10,5	C00820604
4	8	39,5	3,3	15	10,5	15	C00820804
6	8	41	4,3	16	12,5	13	C00820806
6	10	43	3,3	16,5	13	17,5	C00821006
8	10	43	4,3	17	14,5	15	C00821008
8	12	48	3,3	17,5	15	21	C00821208
10	12	46,5	4,3	18,5	17,5	18	C00821210

**Swivel Y adaptor
C0188**


Ø A	B	C	G	L		Model
4	R1/8	41,5	8	10,5	10	C01880418
4	R1/4	42,5	10	10,5	14	C01880428
4	R3/8	43,5	11	10,5	17	C01880438
6	R1/8	44	8	12,5	12	C01880618
6	R1/4	47	10	12,5	14	C01880628
6	R3/8	48	11	12,5	17	C01880638
6	R1/2	51	14	12,5	21	C01880648
8	R1/8	45,5	8	14,5	14	C01880818
8	R1/4	48,5	10	14,5	14	C01880828
8	R3/8	48,5	11	14,5	17	C01880838
8	R1/2	52,5	14	14,5	21	C01880848
10	R1/8	49	8	17,5	17	C01881018
10	R1/4	52	10	17,5	17	C01881028
10	R3/8	53	11	17,5	17	C01881038
10	R1/2	56,2	14	17,5	21	C01881048
12	R1/8	52,5	3	20,5	19	C01881218
12	R1/4	54,5	8	20,5	19	C01881228
12	R3/8	55,5	11	20,5	19	C01881238
12	R1/2	58,5	14	20,5	22	C01881248

**Swivel Y adaptor
C0288**


Ø A	B	C	G	L		Model
4	M5	35	4,5	10,5	10	C02880405
4	M6	35	4,5	10,5	10	C02880406
4	G1/8	41	6	10,5	14	C02880418
4	G1/4	43	8	10,5	17	C02880428
4	G3/8	43	8	10,5	20	C02880438
6	M5	41,5	4,5	12,5	12	C02880605
6	M6	41,5	4,5	12,5	12	C02880606
6	G1/8	42,5	6	12,5	14	C02880618
6	G1/4	44,5	8	12,5	17	C02880628
6	G3/8	45,5	9	12,5	20	C02880638
6	G1/2	46,5	10	12,5	24	C02880648
8	G1/8	43,5	6	14,5	14	C02880818
8	G1/4	45,5	8	14,5	17	C02880828
8	G3/8	46,5	9	14,5	20	C02880838
8	G1/2	47,5	10	14,5	24	C02880848
10	G1/8	49,5	6	17,5	17	C02881018
10	G1/4	51,5	8	17,5	17	C02881028
10	G3/8	52,5	9	17,5	20	C02881038
10	G1/2	53,5	10	17,5	24	C02881048
12	G1/4	55	8	20,5	19	C02881228
12	G3/8	56	9	20,5	20	C02881238
12	G1/2	57	10	20,5	24	C02881248

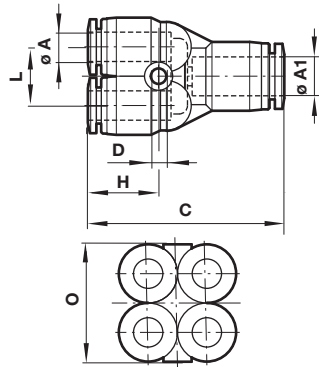
**Stem Y
C0084**

Equal

Ø A	Ø A1	C	F	L	Model
4	4	49,5	22	10,5	C00840400
6	6	54,5	24	12,5	C00840600
8	8	60	26	14,5	C00840800
10	10	66	28	17,5	C00841000
12	12	71,5	30	20,5	C00841200

Unequal

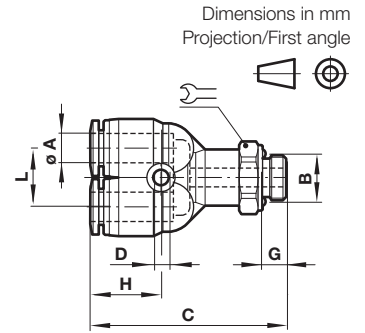
Ø A	Ø A1	C	F	L	Model
4	6	51,5	24	10,5	C00840604
6	8	56,5	26	12,5	C00840806
8	10	62	28	14,5	C00841008
10	12	68	30	17,5	C00841210

**Quadruple stem reducer
C0096**



Ø A	Ø A1	C	Ø D	H	L	O	Model
4	6	37	3,3	14	10,5	21	C00960604
6	8	40,5	3,3	15,5	12,5	25,5	C00960806

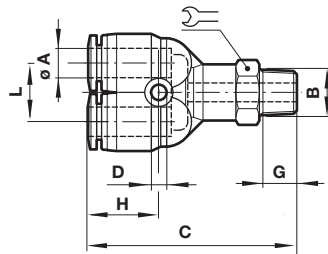
**Quadruple Y union
C0295**



Ø A	B	C	Ø D	G	H	L	O*	Model
4	G1/8	46	3,3	5	14	10,5	21	C02950418
4	G1/4	49	3,3	6,5	14	10,5	21	C02950428
6	G1/8	49	3,3	6,5	15,5	12,5	25,5	C02950618
6	G1/4	52	3,3	8	15,5	12,5	25,5	C02950628

* see drawing C0096 series

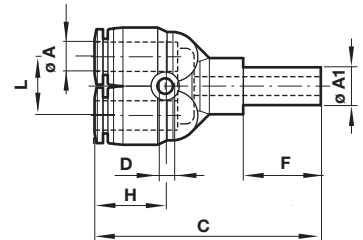
**Quadruple Y union
C0195**



Ø A	B	C	Ø D	G	H	L	O	Model
4	R1/8	44	3,3	8	14	10,5	21	C01950418
4	R1/4	48	3,3	10	14	10,5	21	C01950428
6	R1/8	48	3,3	8	15,5	12,5	25,5	C01950618
6	R1/4	51	3,3	10	15,5	12,5	25,5	C01950628

* see drawing C0096 series

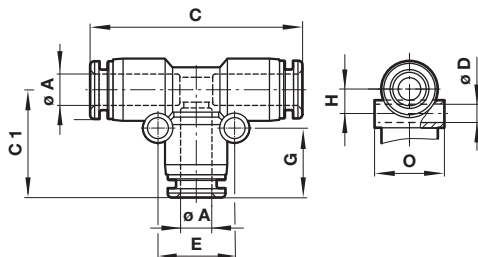
**Quadruple reducer
C0097**



Ø A	Ø A1	C	Ø D	F	H	L	O*	Model
4	6	43,5	3,3	17	14	12,5	21	C00970604
6	8	48	3,3	19	15,5	14,5	25,5	C00970806

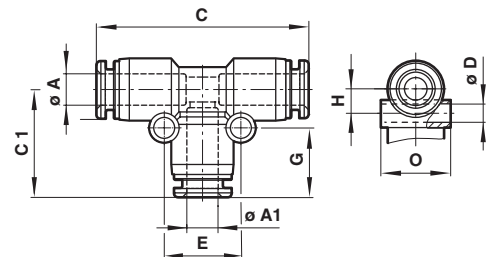
* see drawing C0096 series

**Union T (equal)
C0060**



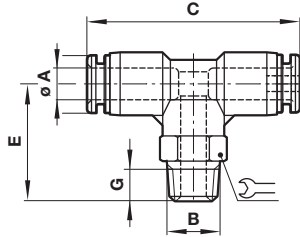
Ø A	C	C1	Ø D	E	G	H	O	Model
4	36,5	19	3,3	13	12,5	8,5	10,5	C00600400
6	42	21,5	3,3	15	13,5	7,5	12,5	C00600600
8	45	23,5	4,3	18	15	9	14,5	C00600800
10	48	25,5	4,3	20	15,5	11	17,5	C00601000
12	57	29,5	4,3	26	16,5	12,5	20,5	C00601200
16	68	34,5	4,3	32	18	16	25,5	C00601600

**Union T (unequal)
C006A**



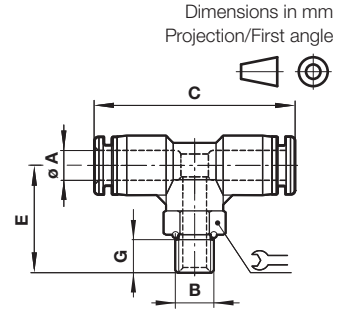
Ø A	Ø A1	C	C1	Ø D	E	G	H	O	Model
6	4	41,5	19	3,3	14	12,5	8	12,5	C006A0604
8	6	45	22	4,3	17	13,5	9,5	15	C006A0806
10	6	49	23	4,3	17	13,5	11	17,5	C006A1006
10	8	49	25	4,3	19	15	11	17,5	C006A1008
12	8	56	25,5	4,3	19	15	12,5	20,5	C006A1208
12	10	56	27,5	4,3	22	15,5	12,5	20,5	C006A1210
16	10	61	30,5	4,3	23	15,5	16	25,5	C006A1610
16	12	63,5	33	4,3	26	16,5	16	25,5	C006A1612

**Swivel tee adaptor
C0167**



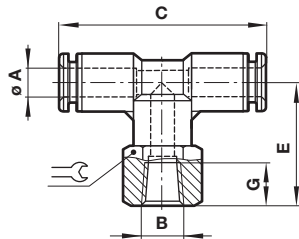
Ø A	B	C	E	G		Model
4	R1/8	37,5	24,5	8	10	C01670418
4	R1/4	37,5	26,5	10	14	C01670428
4	R3/8	37,5	27,5	11	17	C01670438
6	R1/8	41	26,5	8	12	C01670618
6	R1/4	41	29,5	10	14	C01670628
6	R3/8	41	30,5	11	17	C01670638
6	R1/2	41	33,5	14	21	C01670648
8	R1/8	44	28	8	14	C01670818
8	R1/4	44	31	10	14	C01670828
8	R3/8	44	32	11	17	C01670838
8	R1/2	44	35	14	21	C01670848
10	R1/8	47	28,5	8	17	C01671018
10	R1/4	47	32	10	17	C01671028
10	R3/8	47	32,5	11	17	C01671038
10	R1/2	47	35,5	14	21	C01671048
12	R1/8	55	32,5	8	19	C01671218
12	R1/4	55	34,5	10	19	C01671228
12	R3/8	55	35,5	11	19	C01671238
12	R1/2	55	38,5	14	21	C01671248
16	R3/8	64,5	43	11	24	C01671638
16	R1/2	64,5	46	14	24	C01671648

**Swivel tee adaptor
C0267**



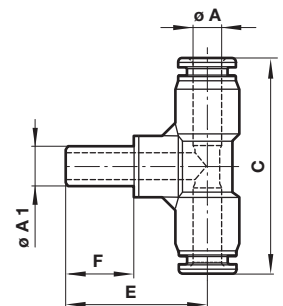
Ø A	B	C	E	G		Model
4	M5	37,5	22	4,5	10	C02670405
4	M6	37,5	22	4,5	10	C02670406
4	G1/8	37,5	22	6	14	C02670418
4	G1/4	37,5	24	8	17	C02670428
4	G3/8	37,5	24	8	20	C02670438
6	M5	41	24	4,5	12	C02670605
6	M6	41	24	4,5	12	C02670606
6	G1/8	41	24,5	6	14	C02670618
6	G1/4	41	26,5	8	17	C02670628
6	G3/8	41	27,5	9	20	C02670638
6	G1/2	41	28,5	9	24	C02670648
8	G1/8	44,5	26	6	14	C02670818
8	G1/4	44,5	28	8	17	C02670828
8	G3/8	44,5	29	9	20	C02670838
8	G1/2	44,5	30	10	24	C02670848
10	G1/8	47	26,5	6	17	C02671018
10	G1/4	47	28,5	8	17	C02671028
10	G3/8	47	29,5	9	20	C02671038
10	G1/2	47	30,5	10	24	C02671048
12	G1/4	55	31,5	8	19	C02671228
12	G3/8	55	32,5	9	20	C02671238
12	G1/2	55	33,5	10	24	C02671248
16	G3/8	64,5	40	9	24	C02671638
16	G1/2	64,5	41	10	24	C02671648

**Swivel tee adaptor (female)
C016C/C026C**



Ø A	B	C	E	G		Model
4	M5	37,5	17	8	10	C026C0405
4	M6	37,5	17	8	10	C026C0406
4	R1/8	38	17	9	14	C016C0418
4	R1/4	38	17	11	17	C016C0428
6	M5	41	17,5	8	12	C026C0605
6	M6	41	17,5	8	12	C026C0606
6	R1/8	41	17,5	9	14	C016C0618
6	R1/4	41	17,5	11	17	C016C0628
6	R3/8	41	17,5	12	22	C016C0638
8	R1/8	44,5	18,5	9	14	C016C0818
8	R1/4	44,5	18,5	11	17	C016C0828
8	R3/8	44,5	18,5	12	22	C016C0838
8	R1/2	44,5	18,5	14	24	C016C0848
10	R1/8	47	19,5	9	17	C016C1018
10	R1/4	47	19,5	11	17	C016C1028
10	R3/8	47	19,5	12	22	C016C1038
10	R1/2	47	19,5	14	24	C016C1048
12	R1/4	55	22	11	19	C016C1228
12	R3/8	55	22	12	22	C016C1238
12	R1/2	55	22	14	24	C016C1248

**Stem tee
C0063**



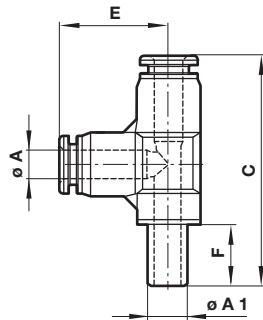
Equal

Ø A	Ø A1	C	E	F	Model
4	4	37,5	32,5	24	C00630400
6	6	41	34,5	25	C00630600
8	8	44,5	36	26	C00630800
10	10	47	37,5	28	C00631000
12	12	55	39	30	C00631200

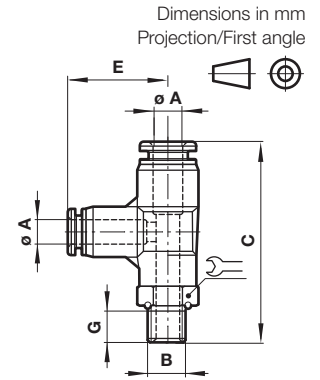
Unequal

Ø A	Ø A1	C	E	F	Model
4	6	37,5	33,5	25	C00630604
6	8	41	35,5	28	C00630806
8	10	44,5	38,5	28	C00631008
10	12	47	39,5	30	C00631210

**Stem side tee
C0064**



**Swivel side tee adaptor
C0268**



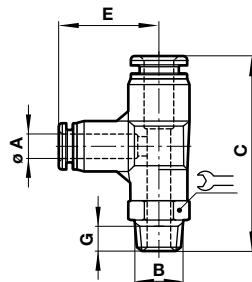
Equal

Ø A	Ø A1	C	E	F	Model
4	4	58	20,5	17	C00640400
6	6	52,5	21,5	17,5	C00640600
8	8	67	23,5	18,5	C00640800
10	10	73	25,5	19,5	C00641000
12	12	82	30	22	C00641200

Unequal

Ø A	Ø A1	C	E	F	Model
4	6	59	20	17	C00640604
6	8	63,5	21,5	17,5	C00640806
8	10	69,5	23,5	18,5	C00641008
10	12	75	25,5	19,5	C00641210

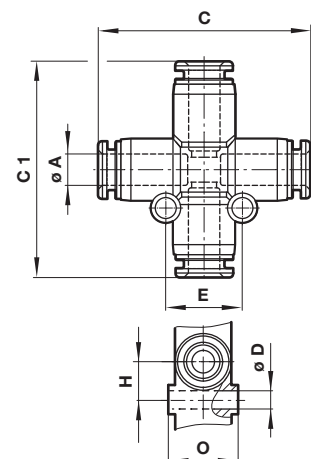
**Swivel side tee adaptor
C0168**



Ø A	B	C	E	G	Model
4	M5	42	20	4,5	C02680405
4	M6	42	20	4,5	C02680406
4	G1/8	43	20	6	C02680418
4	G1/4	45	20	8	C02680428
4	G3/8	45	20	8	C02680438
6	M5	46	21,5	4,5	C02680605
6	M6	46	21,5	4,5	C02680606
6	G1/8	47	21,5	6	C02680618
6	G1/4	49	21,5	8	C02680628
6	G3/8	50	21,5	9	C02680638
8	G1/8	50	23,5	6	C02680818
8	G1/4	52	23,5	8	C02680828
8	G3/8	56	23,5	9	C02680838
8	G1/2	54	23,5	10	C02680848
10	G1/8	54	25,5	6	C02681018
10	G1/4	56	25,5	8	C02681028
10	G3/8	57	25,5	9	C02681038
10	G1/2	58	25,5	10	C02681048
12	G1/4	62	30	8	C02681228
12	G3/8	63	30	9	C02681238
12	G1/2	64	30	10	C02681248

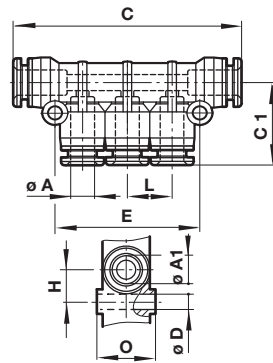
Ø A	B	C	E	G	Model
4	R1/8	45	20	8	C01680418
4	R1/4	48	20	10	C01680428
4	R3/8	49	20	11	C01680438
6	R1/8	48,5	21,5	8	C01680618
6	R1/4	51	21,5	10	C01680628
6	R3/8	52	21,5	11	C01680638
6	R1/2	55	21,5	14	C01680648
8	R1/8	52	23,5	8	C01680818
8	R1/4	55	23,5	10	C01680828
8	R3/8	56	23,5	11	C01680838
8	R1/2	59	23,5	14	C01680848
10	R1/8	55,5	25,5	8	C01681018
10	R1/4	58,5	25,5	10	C01681028
10	R3/8	59,5	25,5	11	C01681038
10	R1/2	62,5	25,5	14	C01681048
12	R1/8	63	30	8	C01681218
12	R1/4	65	30	10	C01681228
12	R3/8	66	30	11	C01681238
12	R1/2	69	30	14	C01681248

**Union cross
C0090**



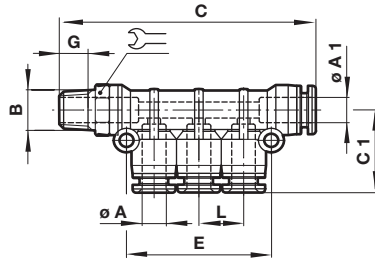
Ø A	C	C1	Ø D	E	H	O	Model
4	36,5	38	3,3	13	6,5	10,5	C00900400
6	42	42,5	4,3	15	7,5	12,5	C00900600
8	45	47	4,3	18	9	14,5	C00900800
10	48	50,5	4,3	20	10	17,5	C00901000
12	55	57	4,3	24	12	20,5	C00901200

**Manifold union
C00D3**



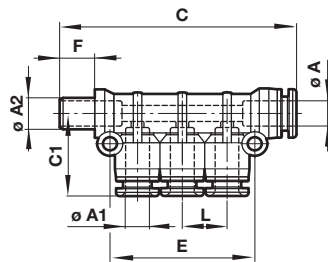
Ø A	Ø A1	C	C1	D	E	H	L	O	Model
4	6	63,5	18	3,3	34	7,5	10,5	12,5	C00D30604
4	8	65,5	21,5	4,3	35	9	10,5	14,5	C00D30804
6	8	71,5	22,5	4,3	41	9,5	12,5	14,5	C00D30806
6	10	78	23,5	4,3	42	9,5	12,5	17,5	C00D31006
8	10	83,5	26	4,3	47	9,5	14,5	17,5	C00D31008

**Male manifold
C01D3**



Ø A	Ø A1	B	C	C1	E	G	L	Model	
4	6	R1/8	72	24	34	8	10,5	12	C01D30418
4	8	R1/8	74	28,5	35	8	10,5	14	C01D30428
6	8	R1/4	82,5	34	41	10	12,5	14	C01D30628
8	10	R3/8	95	34,5	47	10	14,5	17	C01D30838

**Stem manifold
C00J3**

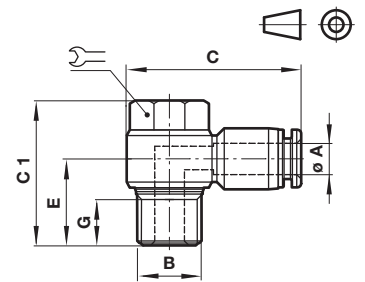


Ø A	Ø A1	Ø A2	C	C1	E	F	L	Model
4	6	6	84,5	24	34	25	10,5	C00J30604
4	8	8	89,5	28,5	35	28,5	10,5	C00J30804
6	8	8	95,5	34	41	28,5	12,5	C00J30806
8	10	10	109,5	34,5	47	31	14,5	C00J31008

**Banjo
C0A51**

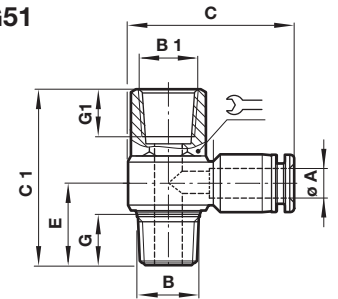


Dimensions in mm
Projection/First angle



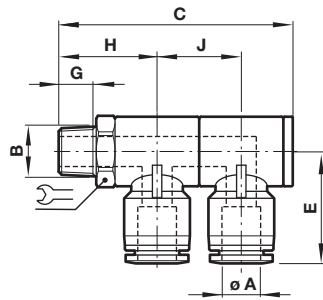
Ø A	B	C	C1	E	G	Model	
4	M5	25	18	10	3,5	8	C0A510405
4	G1/8	30,5	25	14,5	11	8	C0A510418
4	G1/4	34,5	29	16,5	10	8	C0A510428
6	M5	18	28	11	3,5	8	C0A510605
6	G1/8	31	25	14,5	8	8	C0A510618
6	G1/4	35	29	16,5	10	12	C0A510628
6	G3/8	38,5	32,5	20,5	11	14	C0A510638
8	G1/8	33	25	13,5	8	8	C0A510818
8	G1/4	37	29	16	10	12	C0A510828
8	G3/8	40	32,5	20,5	11	14	C0A510838
8	G1/2	46	39,5	23	14	17	C0A510848
10	G1/4	39	29	15,5	10	12	C0A511028
10	G3/8	42	32,5	19,5	11	14	C0A511038
10	G1/2	47,5	39,5	23	14	17	C0A511048
12	G3/8	46	32,5	18,5	11	14	C0A511238
12	G1/2	50	39,5	21,5	14	17	C0A511248

**Banjo (with top port)
C0D51/C0E51/C0F51/C0G51**

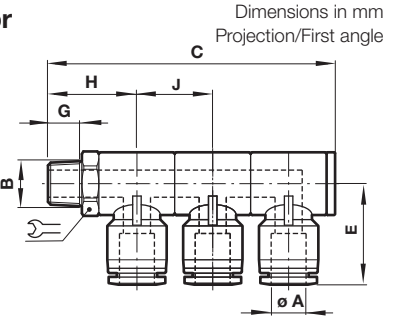


Ø A	B & B1	C	C1	E	G	G1	Model	
4	M5	25	20	10	3,5	6	8	C0D510405
4	R1/8	30,5	30	14,5	9	8	14	C0E510418
4	R1/4	34,5	35,5	18	11	10	17	C0F510428
6	M5	28	20	11	3,5	6	8	C0D510605
6	R1/8	31	30	14,5	9	8	14	C0E510618
6	R1/4	35	35,5	18	11	10	17	C0F510628
6	R3/8	38,5	41	21	12	11	21	C0G510638
8	R1/8	33	30	15,5	9	8	14	C0E510818
8	R1/4	38	35,5	19	11	10	17	C0F510828
8	R3/8	40	41	21	12	11	21	C0G510838
10	R1/4	39	35,5	20	11	10	17	C0F511028
10	R3/8	42	41	22,5	12	11	21	C0G511038
12	R3/8	46	41	23	12	11	21	C0G511238

**2x Swivel elbow adaptor
C0Q51**



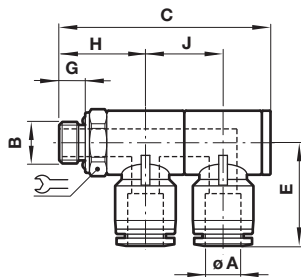
**3x Swivel elbow adaptor
C0H51**



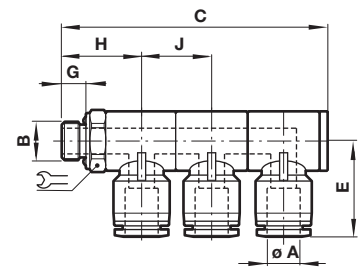
Ø A	B	C	E	G	H	J	↺	Model
4	R1/8	52	24	8	22,5	18	14	C0Q510418
4	R1/4	63	26	10	27,5	22	17	C0Q510428
4	R3/8	65	28	11	29	22	21	C0Q510438
4	R1/2	74	30	14	34	24	24	C0Q510448
6	R1/8	52	25	8	22,5	18	14	C0Q510618
6	R1/4	63	27	10	27,5	22	17	C0Q510628
6	R3/8	65	28,5	11	29	22	21	C0Q510638
6	R1/2	74	30	14	34	24	24	C0Q510648
8	R1/8	52	27	8	22,5	18	14	C0Q510818
8	R1/4	63	28,5	10	27,5	22	17	C0Q510828
8	R3/8	65	30,5	11	29	22	21	C0Q510838
8	R1/2	74	32	14	34	24	24	C0Q510848
10	R1/8	52	28,5	8	22,5	18	14	C0Q511018
10	R1/4	63	30,5	10	27,5	22	17	C0Q511028
10	R3/8	65	32,5	11	29	22	21	C0Q511038
10	R1/2	74	34,5	14	34	24	24	C0Q511048
12	R1/4	63	36	10	27,5	22	17	C0Q511228
12	R3/8	65	36	11	29	22	21	C0Q511238
12	R1/2	74	38	14	34	24	24	C0Q511248

Ø A	B	C	E	G	H	J	↺	Model
4	R1/8	70	24	8	22,5	18	14	C0H510418
4	R1/4	85	26	10	27,5	22	17	C0H510428
4	R3/8	87	28	11	29	22	21	C0H510438
4	R1/2	97,5	30	14	34	24	24	C0H510448
6	R1/8	70	25	8	22,5	18	14	C0H510618
6	R1/4	85	27	10	27,5	22	17	C0H510628
6	R3/8	87	28,5	11	29	22	21	C0H510638
6	R1/2	97,5	30	14	34	24	24	C0H510648
8	R1/8	70	27	8	22,5	18	14	C0H510818
8	R1/4	85	28,5	10	27,5	22	17	C0H510828
8	R3/8	87	30,5	11	29	22	21	C0H510838
8	R1/2	97,5	32	14	34	24	24	C0H510848
10	R1/8	70	28,5	8	22,5	18	14	C0H511018
10	R1/4	85	30,5	10	27,5	22	17	C0H511028
10	R3/8	87	32,5	11	29	22	21	C0H511038
10	R1/2	97,5	34,5	14	34	24	24	C0H511048
12	R1/4	85	36	10	27,5	22	17	C0H511228
12	R3/8	87	36	11	29	22	21	C0H511238
12	R1/2	87,5	38	14	34	24	24	C0H511248

**2x Swivel elbow adaptor
C0B51**

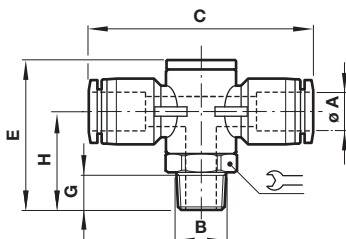


**3x Swivel elbow adaptor
C0C51**

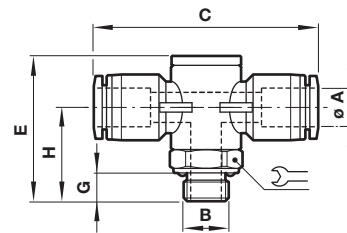



Ø A	B	C	E	G	H	J	↺	Model
4	G1/8	50	24	5	20,5	18	14	C0B510418
4	G1/4	61	26	6,5	25,5	22	17	C0B510428
4	G3/8	62	28	6,5	26	22	21	C0B510438
4	G1/2	70	30	8	29,5	24	24	C0B510448
6	G1/8	50	25	5	20,5	18	14	C0B510618
6	G1/4	61	27	6,5	25,5	22	17	C0B510628
6	G3/8	62	28,5	6,5	26	22	21	C0B510638
6	G1/2	70	30	8	29,5	24	24	C0B510648
8	G1/8	50	27	5	20,5	18	14	C0B510818
8	G1/4	61	28,5	6,5	25,5	22	17	C0B510828
8	G3/8	62	30,5	6,5	26	22	21	C0B510838
8	G1/2	70	32	8	29,5	24	24	C0B510848
10	G1/8	50	28,5	5	20,5	18	14	C0B511018
10	G1/4	61	30,5	6,5	25,5	22	17	C0B511028
10	G3/8	62	32,5	6,5	26	22	21	C0B511038
10	G1/2	70	34,5	8	29,5	24	24	C0B511048
12	G1/4	61	36	6,5	25,5	22	17	C0B511228
12	G3/8	62	36	6,5	26	22	21	C0B511238
12	G1/2	70	38	8	29,5	24	24	C0B511248

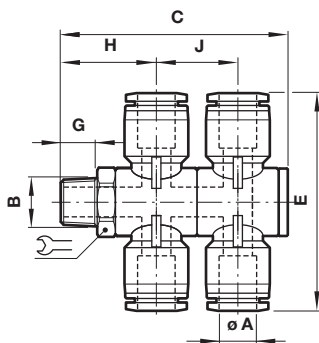
Ø A	B	C	E	G	H	J	↺	Model
4	G1/8	68	24	5	20,5	18	14	C0C510418
4	G1/4	83	26	6,5	25,5	22	17	C0C510428
4	G3/8	84	28	6,5	26	22	21	C0C510438
4	G1/2	93	30	8	29,5	24	24	C0C510448
6	G1/8	68	25	5	20,5	18	14	C0C510618
6	G1/4	83	27	6,5	25,5	22	17	C0C510628
6	G3/8	84	28,5	6,5	26	22	21	C0C510638
6	G1/2	93	30	8	29,5	24	24	C0C510648
8	G1/8	68	27	5	20,5	18	14	C0C510818
8	G1/4	83	28,5	6,5	25,5	22	17	C0C510828
8	G3/8	84	30,5	6,5	26	22	21	C0C510838
8	G1/2	93	32	8	29,5	24	24	C0C510848
10	G1/8	68	28,5	5	20,5	18	14	C0C511018
10	G1/4	83	30,5	6,5	25,5	22	17	C0C511028
10	G3/8	84	32,5	6,5	26	22	21	C0C511038
10	G1/2	83	34,5	8	29,5	24	24	C0C511048
12	G1/4	83	34	6,5	25,5	22	17	C0C511228
12	G3/8	84	35	6,5	26	22	21	C0C511238
12	G1/2	93	38	8	29,5	24	24	C0C511248


**Single universal tee
C0N71**


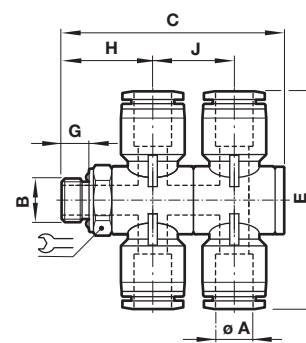
Ø A	B	C	E	G	H		Model
4	R1/8	47	34	8	25,5	14	C0N710418
4	R1/4	50,5	41	10	27,5	17	C0N710428
4	R3/8	54,5	43	11	29	21	C0N710438
4	R1/2	58,5	50	14	34	24	C0N710448
6	R1/8	48,5	34	8	22,5	14	C0N710618
6	R1/4	52	41	10	27,5	17	C0N710628
6	R3/8	56	43	11	29	21	C0N710638
6	R1/2	58,5	50	14	34	24	C0N710648
8	R1/8	52	34	8	22,5	14	C0N710818
8	R1/4	55,5	41	10	27,5	17	C0N710828
8	R3/8	59,5	43	11	29	21	C0N710838
8	R1/2	63,5	50	14	34	24	C0N710848
10	R1/8	56	34	8	22,5	14	C0N711018
10	R1/4	59,5	41	10	27,5	17	C0N711028
10	R3/8	63,5	43	11	29	21	C0N711038
10	R1/2	67	50	14	34	24	C0N711048
12	R1/4	66	41	10	27,5	17	C0N711228
12	R3/8	70	43	11	29	21	C0N711238
12	R1/2	74,5	50	14	34	24	C0N711248


**Single universal tee
C0A71**

 Dimensions in mm
Projection/First angle

Ø A	B	C	E	G	H		Model
4	G1/8	47	32	5	20,5	14	C0A710418
4	G1/4	50,5	39	6,5	25,5	17	C0A710428
4	G3/8	54,5	40	6,5	26	21	C0A710438
4	G1/2	58,5	45,5	8	29,5	24	C0A710448
6	G1/8	48,5	32	5	20,5	14	C0A710618
6	G1/4	52	39	6,5	25,5	17	C0A710628
6	G3/8	56	40	6,5	26	21	C0A710638
6	G1/2	58,5	45,5	8	29,5	24	C0A710648
8	G1/8	52	32	5	20,5	14	C0A710818
8	G1/4	55,5	39	6,5	25,5	17	C0A710828
8	G3/8	59,5	40	6,5	26	21	C0A710838
8	G1/2	62,5	45,5	8	29,5	24	C0A710848
10	G1/8	56	32	5	20,5	14	C0A711018
10	G1/4	59,5	39	6,5	25,5	17	C0A711028
10	G3/8	63,5	40	6,5	26	21	C0A711038
10	G1/2	67	45,5	8	29,5	24	C0A711048
12	G1/4	66	39	6,5	25,5	17	C0A711228
12	G3/8	70	40	6,5	26	21	C0A711238
12	G 1/2	74,5	45,5	8	29,5	24	C0A711248

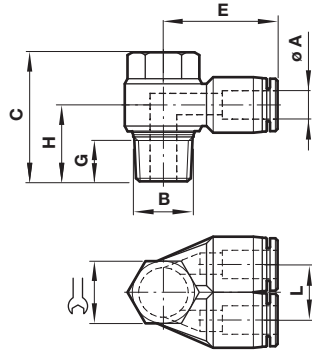
**Double universal tee
C0Q71**


Ø A	B	C	E	G	H	J		Model
4	R1/8	52	47	8	22,5	18	14	C0Q710418
4	R1/4	63	50,5	10	27,5	22	17	C0Q710428
4	R3/8	65	54,5	11	29	22	21	C0Q710438
4	R1/2	74	58,5	14	34	24	24	C0Q710448
6	R1/8	52	48,5	8	22,5	18	14	C0Q710618
6	R1/4	63	52	10	27,5	22	17	C0Q710628
6	R3/8	65	56	11	29	22	21	C0Q710638
6	R1/2	74	58,5	14	34	24	24	C0Q710648
8	R1/8	52	52	8	22,5	18	14	C0Q710818
8	R1/4	63	55,5	10	27,5	22	17	C0Q710828
8	R3/8	65	59,5	11	29	22	21	C0Q710838
8	R1/2	74	62,5	14	34	24	24	C0Q710848
10	R1/8	52	56	8	22,5	18	14	C0Q711018
10	R1/4	63	59,5	10	27,5	22	17	C0Q711028
10	R3/8	65	63,5	11	29	22	21	C0Q711038
10	R1/2	74	67	14	34	24	24	C0Q711048
12	R1/4	63	66	10	27,5	21	17	C0Q711228
12	R3/8	65	70	11	29	21	21	C0Q711238
12	R1/2	74	74,5	14	34	24	24	C0Q711248

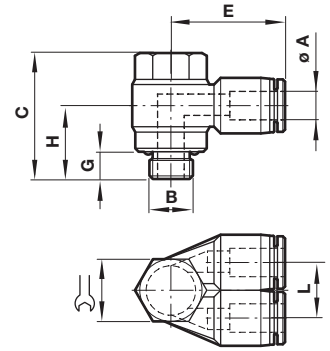
**Double universal tee
C0B71**


Ø A	B	C	E	G	H	J		Model
4	G1/8	50	47	5	20,5	18	14	C0B710418
4	G1/4	61	50,5	6,5	25,5	22	17	C0B710428
4	G3/8	62	54,5	6,5	26	22	21	C0B710438
4	G1/2	69,5	58,5	8	29,5	24	24	C0B710448
6	G1/8	50	48,5	5	20,5	18	14	C0B710618
6	G1/4	61	52	6,5	25,5	22	17	C0B710628
6	G3/8	62	56	6,5	26	22	21	C0B710638
6	G1/2	69,5	58,5	8	29,5	24	24	C0B710648
8	G1/8	50	52	5	20,5	18	14	C0B710818
8	G1/4	61	55,5	6,5	25,5	22	17	C0B710828
8	G3/8	62	59,5	6,5	26	22	21	C0B710838
8	G1/2	69,5	62,5	8	29,5	24	24	C0B710848
10	G1/8	50	56	5	20,5	18	14	C0B711018
10	G1/4	61	59,5	6,5	25,5	22	17	C0B711028
10	G3/8	62	63,5	6,6	26	22	21	C0B711038
10	G1/2	69,5	67	8	29,5	24	24	C0B711048
12	G1/4	61	66	6,5	25,5	21	17	C0B711228
12	G3/8	62	70	6,5	26	21	21	C0B711238
12	G 1/2	69,5	74,5	8	29,5	24	24	C0B711248

**Branch adaptor
C0N70**





**Branch adaptor
C0A70**



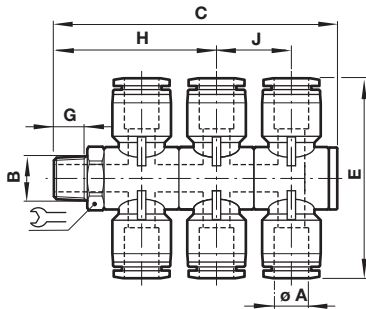
Dimensions in mm
Projection/First angle



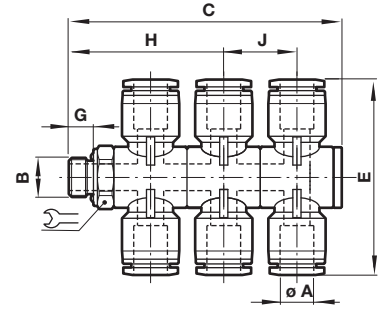
Ø A	B	C	E	G	H	L		Model
6	R1/8	25	23	8	14,5	12,5	11	C0N700618
8	R1/4	29	28,5	10	18,5	15	15	C0N700828
10	R1/4	29	31	10	19,5	17,5	15	C0N701028
10	R3/8	32,5	31	11	20,5	17,5	19	C0N701038
12	R3/8	32,5	36	11	22	20,5	19	C0N701238
12	R1/2	39,5	36,5	14	25,5	20,5	24	C0N701248


Ø A	B	C	E	G	H	L		Model
4	M5	18	19,5	3,6	10	10,5	8	C0A700405
6	G1/8	23,5	23	4,5	14	12,5	8	C0A700618
8	G1/4	28	28,5	6	17,5	15	12	C0A700828
10	G1/4	28	31	6	19	17,5	12	C0A701028
10	G3/8	32,5	31	6	21	17,5	14	C0A701038
12	G3/8	32,5	36	6	22,5	20,5	14	C0A701238
12	G1/2	34	36,5	7,5	23	20,5	17	C0A701248


**Triple universal tee
C0H71**

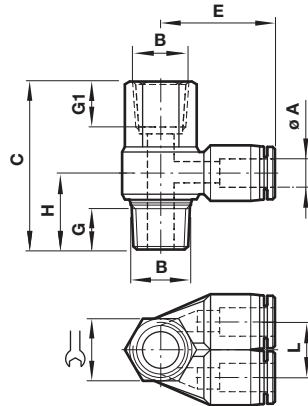


**Triple universal tee
C0C71**



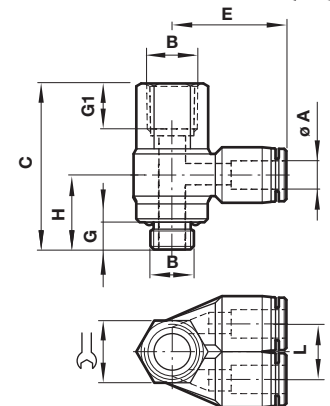
Ø A	B	C	E	G	H	J		Model
4	R1/8	70	47	8	22,5	18	14	C0H710418
4	R1/4	85	50,5	10	27,5	22	17	C0H710428
4	R3/8	87	54,5	11	29	22	21	C0H710438
4	R1/2	97,5	58,5	14	34	24	24	C0H710448
6	R1/8	70	48,5	8	22,5	18	14	C0H710618
6	R1/4	85	52	10	27,5	22	17	C0H710628
6	R3/8	87	56	11	29	22	21	C0H710638
6	R1/2	97,5	58,5	14	34	24	24	C0H710648
8	R1/8	70	52	8	22,5	18	14	C0H710818
8	R1/4	85	55,5	10	27,5	22	17	C0H710828
8	R3/8	87	59,5	11	29	22	21	C0H710838
8	R1/2	97,5	62,5	14	34	24	24	C0H710848
10	R1/8	70	56	8	22,5	18	14	C0H711018
10	R1/4	85	59,5	10	27,5	22	17	C0H711028
10	R3/8	87	63,5	11	29	22	21	C0H711038
10	R1/2	97,5	67	14	34	24	24	C0H711048
12	R1/4	85	66	10	27,5	21	17	C0H711228
12	R3/8	87	70	11	29	21	21	C0H711238
12	R1/2	97,5	74,5	14	34	24	24	C0H711248

Ø A	B	C	E	G	H	J		Model
4	G1/8	68	47	5	20,5	18	14	C0C710418
4	G1/4	83	50,5	6,5	25,5	22	17	C0C710428
4	G3/8	84	54,5	6,5	26	22	21	C0C710438
4	G1/2	93	58,5	8	29,5	24	24	C0C710448
6	G1/8	68	48,5	5	20,5	18	14	C0C710618
6	G1/4	83	52	6,5	25,5	22	17	C0C710628
6	G3/8	84	56	6,5	26	22	21	C0C710638
6	G1/2	93	58,5	8	29,5	24	24	C0C710648
8	G1/8	68	52	5	20,5	18	14	C0C710818
8	G1/4	83	55,5	6,5	25,5	22	17	C0C710828
8	G3/8	84	59,5	6,5	26	22	21	C0C710838
8	G1/2	93	62,5	8	29,5	24	24	C0C710848
10	G1/8	68	56	5	20,5	18	14	C0C711018
10	G1/4	83	59,5	6,5	25,5	22	17	C0C711028
10	G3/8	84	63,5	6,6	26	22	21	C0C711038
10	G1/2	93	67	8	29,5	24	24	C0C711048
12	G1/4	83	66	6,5	25,5	21	17	C0C711228
12	G3/8	84	70	6,5	26	21	21	C0C711238
12	G1/2	93	74,5	8	29,5	24	24	C0C711248

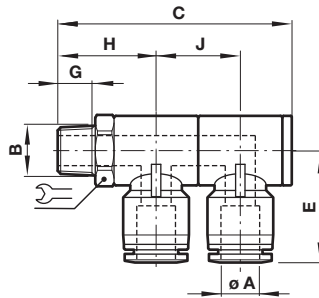
**Branch adaptor (female)
C0*7J**


Ø A	B	C	E	G / G1	H	L	Model
6	R1/8	30	23	8	14,5	12,5	COE7J0618
8	R1/4	35,5	28,5	10	18,5	15	COF7J0828
10	R1/4	35,5	31	10	19,5	17,5	COF7J1028
10	R3/8	41	31	11	20,5	17,5	COG7J1038
12	R3/8	41	36	11	22	20,5	COG7J1238
12	R1/2	50	36,5	14	25,5	24	COH7J1248

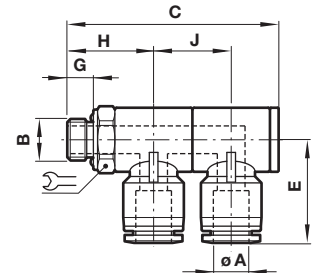
**Branch adaptor (female)
C0*7K**

 Dimensions in mm
Projection/First angle


Ø A	B	C	E	G / G1	H	L	Model
4	M5	20	19,5	3,5 / 7	10	10,5	COD7K0405
6	G1/8	30	23	8	14	12,5	COE7K0618
8	G1/4	35,5	27	10	17,5	14,5	COF7K0828
10	G1/4	35,5	28	10	17,5	17,5	COF7K1028
10	G3/8	41	30	11	17,5	17,5	COG7K1038
12	G3/8	41	33	11	17,5	20,5	COG7K1238
12	G1/2	50	35	14	20	20,5	COH7K1248

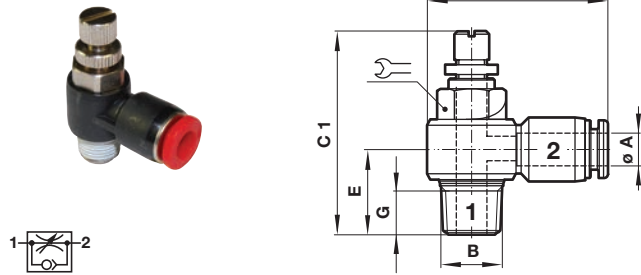
**Double branch adaptor
C0Q70**



Ø A	B	C	E	G	H	J	Model
4	R1/8	52	24	8	22,5	18	C0Q700418
4	R1/4	63	26	10	27,5	22	C0Q700428
4	R3/8	65	28	11	29	22	C0Q700438
4	R1/2	74	30,5	14	34	24	C0Q700448
6	R1/8	52	25	8	22,5	18	C0Q700618
6	R1/4	63	27	10	27,5	22	C0Q700628
6	R3/8	65	28,5	11	29	22	C0Q700638
6	R1/2	74	31	14	34	24	C0Q700648
8	R1/8	52	27	8	22,5	18	C0Q700818
8	R1/4	63	30,5	10	27,5	22	C0Q700828
8	R3/8	65	30,5	11	29	22	C0Q700838
8	R1/2	74	32,5	14	34	24	C0Q700848
10	R1/8	52	28,5	8	22,5	18	C0Q701018
10	R1/4	63	30,5	10	27,5	22	C0Q701028
10	R3/8	65	32,5	11	29	22	C0Q701038
10	R1/2	74	35	14	34	24	C0Q701048
12	R1/4	63	34	10	27,5	22	C0Q701228
12	R3/8	65	35	11	29	22	C0Q701238
12	R1/2	74	39	14	34	24	C0Q701248

**Double branch adaptor
C0B70**


Ø A	B	C	E	G	H	J	Model
4	G1/8	50	24	5	20,5	18	C0B700418
4	G1/4	61	26	6,5	25,5	22	C0B700428
4	G3/8	62	28	6,5	26	22	C0B700438
4	G1/2	69,5	30,5	8	29,5	24	C0B700448
6	G1/8	50	25	5	20,5	18	C0B700618
6	G1/4	61	27	6,5	25,5	22	C0B700628
6	G3/8	62	28,5	6,5	26	22	C0B700638
6	G1/2	69,5	31	8	29,5	24	C0B700648
8	G1/8	50	27	5	20,5	18	C0B700818
8	G1/4	61	30,5	6,5	25,5	22	C0B700828
8	G3/8	62	30,5	6,5	26	22	C0B700838
8	G1/2	69,5	32,5	8	29,5	24	C0B700848
10	G1/8	50	28,5	5	20,5	18	C0B701018
10	G1/4	61	30,5	6,5	25,5	22	C0B701028
10	G3/8	62	32,5	6,5	26	22	C0B701038
10	G1/2	69,5	35	8	29,5	24	C0B701048
12	G1/4	61	34	6,5	25,5	22	C0B701228
12	G3/8	62	35	6,5	26	22	C0B701238
12	G1/2	69,5	39	8	29,5	24	C0B701248

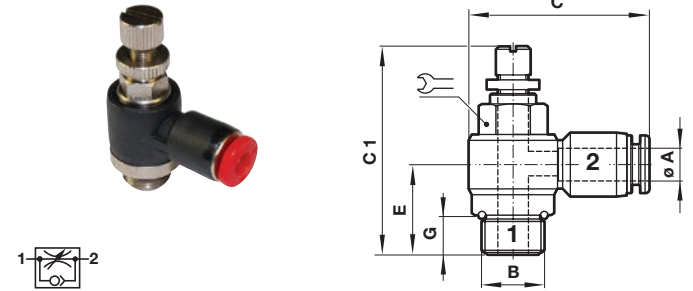
Banjo flow control (out)
C0TA0




Ø A	B	C	> C1	< C1	E	G		Model
4	R1/8	30,5	35	40	14,5	8	11	C0TA00418
4	R1/4	34,5	40	45,5	18	10	15	C0TA00428
6	R1/8	31	35	31	14,5	8	11	C0TA00618
6	R1/4	35	40	45,5	18	10	15	C0TA00628
6	R3/8	38,5	46,5	55	21	11	19	C0TA00638
8	R1/8	33	35	40	15,5	8	11	C0TA00818
8	R1/4	37	40	45,5	19	10	15	C0TA00828
8	R3/8	40	46,5	55	21	11	19	C0TA00838
8	R1/2	46	53	60	25	14	24	C0TA00848
10	R1/4	39	40	45,5	20	10	15	C0TA01028
10	R3/8	42	46,5	55	22,5	11	19	C0TA01038
10	R1/2	47,5	53	60	25	14	24	C0TA01048
12	R1/4	41	40	45,5	22	10	15	C0TA01228
12	R3/8	46	46,5	55	23	11	19	C0TA01238
12	R1/2	50	53	60	27	14	24	C0TA01248

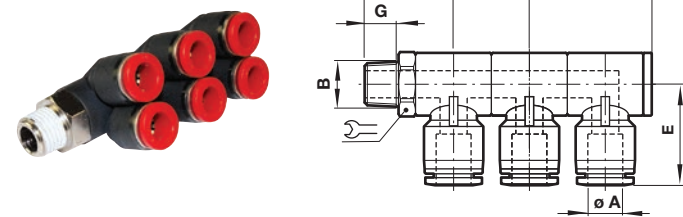
Banjo flow control (out)
C0K51


Dimensions in mm
Projection/First angle



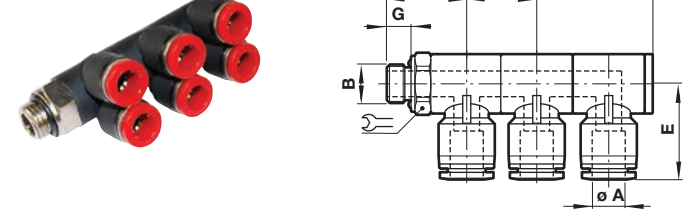
Ø A	B	C	> C1	< C1	E	G		Model
3	M5	21,5	27	30	9,5	3,5	8	C0K510305
4	M5	25	27	30	10	3,5	8	C0K510405
4	G1/8	30,5	35	40	15	6	8	C0K510418
4	G1/4	34,5	40	45,5	17	8	12	C0K510428
6	M5	28	27	30	11	3,5	8	C0K510605
6	G1/8	31	35	40	15	6	8	C0K510618
6	G1/4	35	40	45,5	17	8	12	C0K510628
6	G3/8	38,5	46,5	55	21	8	14	C0K510638
8	G1/8	33	35	40	14	6	8	C0K510818
8	G1/4	37	40	45,5	16	8	12	C0K510828
8	G3/8	40	46,5	55	21	8	14	C0K510838
8	G1/2	46	53	60	22,5	9	17	C0K510848
10	G1/4	39	40	45,5	18	8	12	C0K511028
10	G3/8	42	46,5	55	19,5	8	14	C0K511038
10	G1/2	47,5	53	60	22,5	9	17	C0K511048
12	G1/4	41	40	45,5	20	8	12	C0K511228
12	G3/8	46	46,5	55	19	8	14	C0K511238
12	G1/2	50	53	60	21	9	17	C0K511248


Triple branch adaptor
C0H70



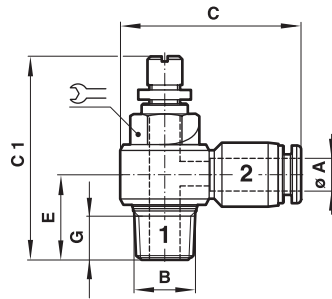
Ø A	B	C	E	G	H	J		Model
4	R1/8	52	24	8	22,5	18	14	C0H700418
4	R1/4	63	26	10	27,5	22	17	C0H700428
4	R3/8	65	28	11	29	22	21	C0H700438
4	R1/2	74	30,5	14	34	24	24	C0H700448
6	R1/8	52	25	8	22,5	18	14	C0H700618
6	R1/4	63	27	10	27,5	22	17	C0H700628
6	R3/8	65	28,5	11	29	22	21	C0H700638
6	R1/2	74	31	14	34	24	24	C0H700648
8	R1/8	52	27	8	22,5	18	14	C0H700818
8	R1/4	63	30,5	10	27,5	22	17	C0H700828
8	R3/8	65	30,5	11	29	22	21	C0H700838
8	R1/2	74	32,5	14	34	24	24	C0H700848
10	R1/8	52	28,5	8	22,5	18	14	C0H701018
10	R1/4	63	30,5	10	27,5	22	17	C0H701028
10	R3/8	65	32,5	11	29	22	21	C0H701038
10	R1/2	74	35	14	34	24	24	C0H701048
12	R1/4	63	34	10	27,5	22	17	C0H701228
12	R3/8	65	35	11	29	22	21	C0H701238
12	R1/2	74	39	14	34	24	24	C0H701248

Triple branch adaptor
C0C70



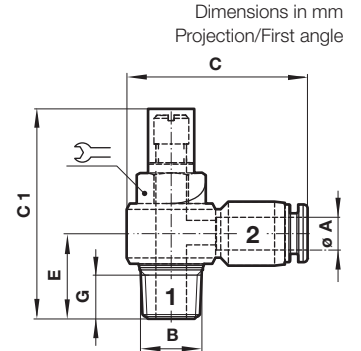
Ø A	B	C	E	G	H	J		Model
4	G1/8	68	24	5	20,5	18	14	C0C700418
4	G1/4	83	26	6,5	25,5	22	17	C0C700428
4	G3/8	84	28	6,5	26	22	21	C0C700438
4	G1/2	93	30,5	8	29,5	24	24	C0C700448
6	G1/8	68	25	5	20,5	18	14	C0C700618
6	G1/4	83	27	6,5	25,5	22	17	C0C700628
6	G3/8	84	28,5	6,5	26	22	21	C0C700638
6	G1/2	93	31	8	29,5	24	24	C0C700648
8	G1/8	68	27	5	20,5	18	14	C0C700818
8	G1/4	83	30,5	6,5	25,5	22	17	C0C700828
8	G3/8	84	30,5	6,5	26	22	21	C0C700838
8	G1/2	93	32,5	8	29,5	24	24	C0C700848
10	G1/8	68	28,5	5	20,5	18	14	C0C701018
10	G1/4	83	30,5	6,5	25,5	22	17	C0C701028
10	G3/8	84	32,5	6,5	26	22	21	C0C701038
10	G1/2	93	35	8	29,5	24	24	C0C701048
12	G1/4	83	34	6,5	25,5	22	17	C0C701228
12	G3/8	84	35	6,5	26	22	21	C0C701238
12	G1/2	93	39	8	29,5	24	24	C0C701248

Banjo flow control (in)
C0SA0



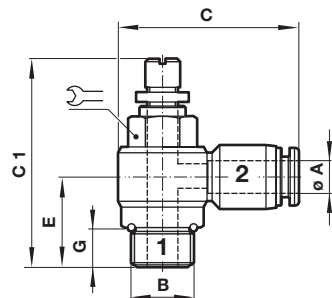
Ø A	B	C	C1 min.	C1 max.	E	G		Model
4	R1/8	30,5	35	40	14,5	8	11	COSA00418
4	R1/4	34,5	40	45,5	18	10	15	COSA00428
6	R1/8	31	35	40	14,5	8	11	COSA00618
6	R1/4	35	40	45,5	18	10	15	COSA00628
6	R3/8	39	46,5	55	21	11	19	COSA00638
8	R1/8	33	35	40	15,5	8	11	COSA00818
8	R1/4	37	40	45,5	19	10	15	COSA00828
8	R3/8	40	46,5	55	21	11	19	COSA00838
8	R1/2	46	53	60	25	14	24	COSA00848
10	R1/4	39	40	45,5	20	10	15	COSA01028
10	R3/8	42	46,5	55	22,5	11	19	COSA01038
10	R1/2	47,5	53	60	25	14	24	COSA01048
12	R1/4	41	40	45,5	22	10	15	COSA01228
12	R3/8	46	46,5	55	23	11	19	COSA01238
12	R1/2	50	53	60	27	14	24	COSA01248

Shrouded banjo (out)
C0TB0



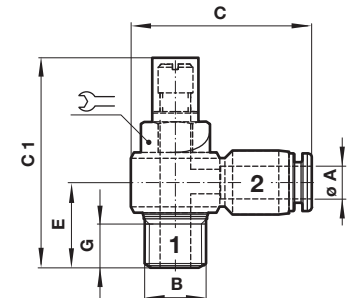
Ø A	B	C	C1	E	G		Model
4	R1/8	30,5	31,5	15	8	11	COTB00418
4	R1/4	34,5	37	18,5	10	15	COTB00428
6	R1/8	31	31,5	15	8	11	COTB00618
6	R1/4	35	37	18,5	10	15	COTB00628
6	R3/8	38,5	43,5	22	11	19	COTB00638
8	R1/8	33	31,5	16,5	8	11	COTB00818
8	R1/4	37	37	19,5	10	15	COTB00828
8	R3/8	40	43,5	22	11	19	COTB00838
8	R1/2	46	50	26,5	14	24	COTB00848
10	R1/4	39	37	21	10	15	COTB01028
10	R3/8	42	43,5	23,5	11	19	COTB01038
10	R1/2	47,5	50	26,5	14	24	COTB01048
12	R1/4	41	37	22,5	10	15	COTB01228
12	R3/8	46	43,5	24	11	19	COTB01238
12	R1/2	50	50	28	14	24	COTB01248

Banjo flow control (in)
COL51



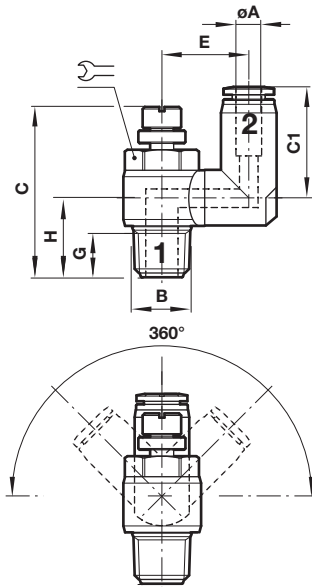
Ø A	B	C	> C1	< C1	E	G		Model
3	M5	21,5	27	30	9,5	3,5	8	COL510305
4	M5	25	27	30	10	3,5	8	COL510405
4	G1/8	30,5	35	40	15	6	8	COL510418
4	G1/4	34,5	40	45,5	17	8	12	COL510428
6	M5	28	27	30	11	3,5	8	COL510605
6	G1/8	31	35	40	15	6	8	COL510618
6	G1/4	35	40	45,5	17	8	12	COL510628
6	G3/8	39	46,5	55	21	8	14	COL510638
8	G1/8	33	35	40	14	6	8	COL510818
8	G1/4	37	40	45,5	16	8	12	COL510828
8	G3/8	40	46,5	55	21	8	14	COL510838
8	G1/2	46	53	60	22,5	9	17	COL510848
10	G1/4	39	40	45,5	18	8	12	COL511028
10	G3/8	42	46,5	55	19,5	8	14	COL511038
10	G1/2	47,5	53	60	22,5	9	17	COL511048
12	G1/4	41	40	45,5	20	8	12	COL511228
12	G3/8	46	46,5	55	19	8	14	COL511238
12	G1/2	50	53	60	21	9	17	COL511248

Shrouded banjo (out)
C0KB0



Ø A	B	C	C1	E	G		Model
4	M5	25	23	10,5	3,5	8	COKB00405
4	G1/8	30,5	31,5	15	6	8	COKB00418
4	G1/4	34,5	37	17,5	8	12	COKB00428
6	M5	28	23	11,5	3,5	8	COKB00605
6	G1/8	31	31,5	15	6	8	COKB00618
6	G1/4	35	37	17,5	8	12	COKB00628
6	G3/8	38,5	43,5	21	8	14	COKB00638
8	G1/8	33	31,5	14	6	8	COKB00818
8	G1/4	37	37	17	8	12	COKB00828
8	G3/8	40	43,5	21	8	14	COKB00838
8	G1/2	46	50	23	9	17	COKB00848
10	G1/4	39	37	19	8	12	COKB01028
10	G3/8	42	43,5	20	8	14	COKB01038
10	G1/2	47,5	50	23	9	17	COKB01048
12	G1/4	41	37	20,5	8	12	COKB01228
12	G3/8	46	43,5	19	8	14	COKB01238
12	G1/2	50	50	21,5	9	17	COKB01248

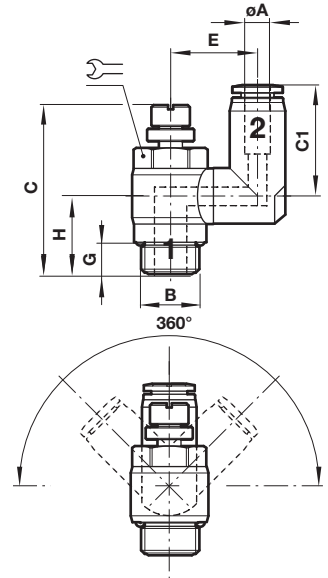
Swivel speed control (out)
C0T56




Swivel speed control (out)
C0K56




Dimensions in mm
Projection/First angle



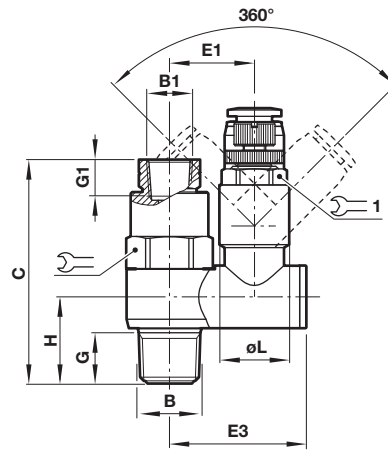
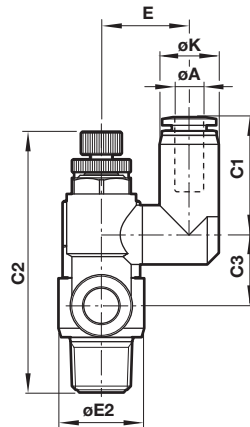
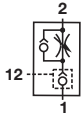
Ø A	B	C*1)	C1	E	G	H		Model
4	R1/8	35/40	20,5	14,5	8	15	11	C0T560418
4	R1/4	40/45,5	20,5	18	10	18,5	15	C0T560428
6	R1/8	35/40	24	15,5	8	15	11	C0T560618
6	R1/4	40/45,5	26	20,5	10	18,5	15	C0T560628
6	R3/8	47/55	26	23,5	11	21,5	19	C0T560638
8	R1/8	35/40	25,5	16	8	15,5	11	C0T560818
8	R1/4	40/45,5	29	19,5	10	18,5	15	C0T560828
8	R3/8	47/55	30	24,5	11	22	19	C0T560838
8	R1/2	53/60	30	26,5	14	26	24	C0T560848
10	R1/4	40/45,5	31	20,5	10	18,5	15	C0T561028
10	R3/8	47/55	32	24,5	11	22	19	C0T561038
10	R1/2	53/60	33	26,5	14	26,5	24	C0T561048
12	R1/4	40/45,5	33,5	22	10	18,5	15	C0T561228
12	R3/8	47/55	34,5	24,5	11	22	19	C0T561238
12	R1/2	53/60	36	26,5	14	26,5	24	C0T561248

* min/max

Ø A	B	C*1)	C1	E	G	H		Model
4	M5	27/30	20,5	12,5	3,6	9,5	8	C0K560405
4	G1/8	35/40	20,5	14,5	8	15,5	8	C0K560418
4	G1/4	40/45,5	20,5	18	12	17,5	12	C0K560428
6	M5	27/30	22,5	13,5	3,6	9,5	8	C0K560605
6	G1/8	35/40	24	15,5	8	15,5	8	C0K560618
6	G1/4	40/45,5	26	20,5	12	17,5	12	C0K560628
6	G3/8	47/55	26	23,5	14	21,5	14	C0K560638
8	G1/8	35/40	25,5	16	8	14,5	8	C0K560818
8	G1/4	40/45,5	29	19,5	12	17,5	12	C0K560828
8	G3/8	47/55	30	24,5	14	21	14	C0K560838
8	G1/2	53/60	30	26,5	17	23	17	C0K560848
10	G1/4	40/45,5	31	20,5	12	17,5	12	C0K561028
10	G3/8	47/55	32	24,5	14	21	14	C0K561038
10	G1/2	53/60	33	26,5	17	23	17	C0K561048
12	G1/4	40/45,5	33,5	22	12	17,5	12	C0K561228
12	G3/8	47/55	34,5	24,5	14	21	14	C0K561238
12	G1/2	53/60	36	26,5	17	23	17	C0K561248

* min/max

Speed control and pilot check C01GN



Dimensions in mm
Projection/First angle

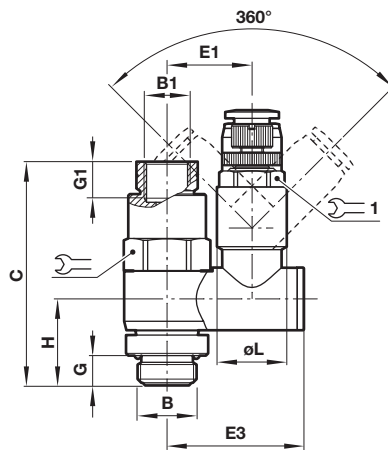
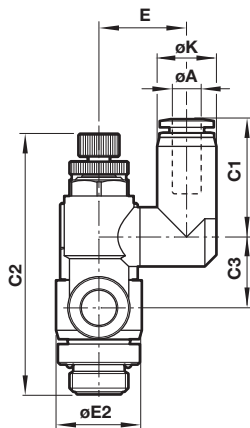
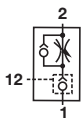


Note:
Pilot check is not suitable for extreme high cycling applications.

Ø A	B	B1	C	C1	C2*1)	C3	E	E1	Ø E2	E3	G	G1	H	Ø K	Ø L			Model
6	R1/8	M5	41	24	50,6/55,4	12,9	14,2	14,3	15	24,2	16	8,5	16	12,5	12	12	10	C01GN0618
6	R1/4	R1/8	49,1	25,9	57,1/61,9	15,6	19,3	18,7	18,8	30,1	11	10	19	13	15,3	17	13	C01GN0628
8	R1/8	M5	41	24,9	50,6/55,4	12,6	15,4	14,3	15	24,2	8,5	8,5	16	14,8	12	12	10	C01GN0818
8	R1/4	R1/8	49,1	28,3	57,1/61,9	15,9	18,3	18,7	18,8	30,1	11	10	19	14,8	15,3	17	13	C01GN0828
8	R3/8	R1/8	56,9	29,3	67,2/72,2	19,1	23,3	22,8	23	37,1	12	10	22,5	15	20,2	19	17	C01GN0838
10	R3/8	R1/8	56,9	31,7	67,2/72,2	19,1	23,3	22,8	23	37,1	12	10	22,5	17,5	20,2	19	17	C01GN1038
10	R1/2	R1/4	70,8	33,1	81,3/87	25,6	26,3	29,1	28,7	47,4	15	13,5	28	17,5	27,2	24	23	C01GN1048
12	R3/8	R1/8	56,9	34,4	67,2/72,2	19,1	23,3	22,8	23	37,1	12	10	22,5	20,5	20,2	19	17	C01GN1238
12	R1/2	R1/4	70,8	35,8	81,3/87	25,6	26,3	29,1	28,7	47,4	15	13,5	28	20,5	27,2	24	23	C01GN1248

*1) min./max. control flow see page 5

Speed control and pilot check C02GN



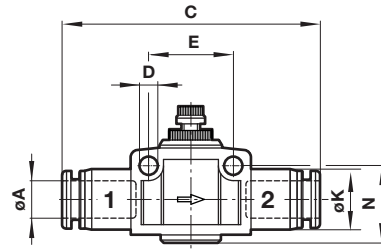
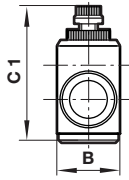
Note:
Pilot check is not suitable for extreme high cycling applications.

Ø A	B	B1	C	C1	C2*1)	C3	E	E1	Ø E2	E3	G	G1	H	Ø K	Ø L			Model
6	G1/8	M5	41	24	50,6/55,4	12,9	14,2	14,3	15	24,2	5	8,5	16	12,5	12	12	10	C02GN0618
6	G1/4	G1/8	49,1	25,9	57,1/61,9	15,6	19,3	18,7	18,8	30,1	6,5	9,5	19	13	15,3	17	13	C02GN0628
8	G1/8	M5	41	24,9	50,6/55,4	12,6	15,4	14,3	15	24,2	5	8,5	16	14,8	12	12	10	C02GN0818
8	G1/4	G1/8	49,1	28,3	57,1/61,9	15,9	18,3	18,7	18,8	30,1	6,5	9,5	19	14,8	15,3	17	13	C02GN0828
8	G3/8	G1/8	56,9	29,3	67,2/72,2	19,1	23,3	22,8	23	37,1	7	9,5	22,5	15	20,2	19	17	C02GN0838
10	G3/8	G1/8	56,9	31,7	67,2/72,2	19,1	23,3	22,8	23	37,1	7	9,5	22,5	17,5	20,2	19	17	C02GN1038
10	G1/2	G1/4	70,8	33,1	81,3/78,5	25,6	26,3	29,1	28,7	47,4	8,5	13	28	17,5	27,2	24	23	C02GN1048
12	G3/8	G1/8	56,9	34,4	67,2/72,2	19,1	23,3	22,8	23	37,1	7	9,5	22,5	20,5	20,2	19	17	C02GN1238
12	G1/2	G1/4	70,8	35,8	81,3/78,5	25,6	26,3	29,1	28,7	47,4	8,5	13	28	20,5	27,2	24	23	C02GN1248

*1) min./max. control flow see page 5

**In-line flow control
C00GE**

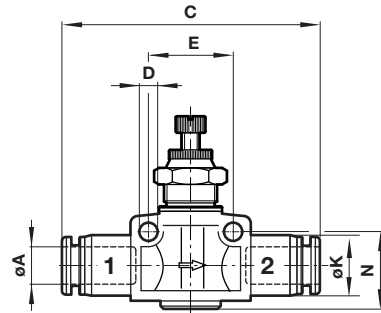
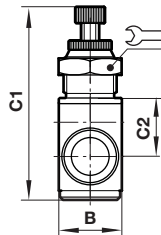
Dimensions in mm
Projection/First angle




Ø A	B	C	> C1	< C1	D	E	Ø K	N	Model
4	12	45	30	33	3,3	15	11	13,5	C00GE0400
6	16	50	35	39,5	4,4	20,5	13	17,5	C00GE0600
8	19	55,5	37,5	42	4,4	23	15	20	C00GE0800
10	23	61	44	49	4,4	28	17,5	23	C00GE1000
12	26,5	70	47,5	53,5	4,4	32	20,5	25,5	C00GE1200

Control flow see page 4

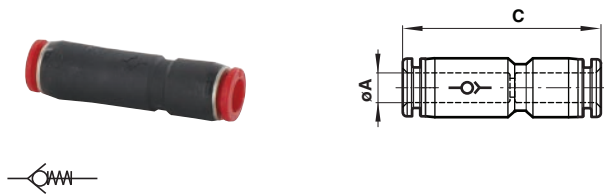
**In-line and panel mounting flow control
C00GP**



Ø A	B	C	> C1	< C1	C2	D	E	Ø K	N		Panel hole	Panel thickness	Model
4	12	42	35,5	38	5,5	3,2	15,5	11	13,5	12	11	5	C00GP0400
6	16	49,5	43	48,5	8	4,3	20,5	13	17,5	17	15	6	C00GP0600
8	19	56,5	47,5	53	8,5	4,3	23	15	20	19	17	6	C00GP0800
10	23	63	53,5	61,5	10,5	4,3	27,5	17,5	23	22	17	7	C00GP1000
12	26,5	73,5	57,5	64,5	12	4,4	32,5	20,5	25,5	24	21	7	C00GP1200

Control flow see page 4

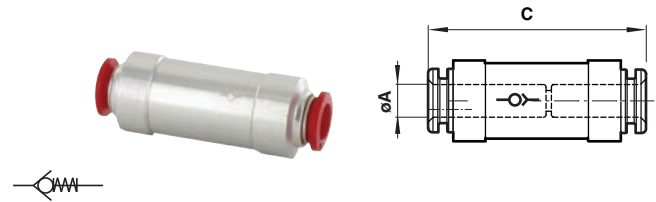
**In-line non-return valve (PBT)
C00GL**



Ø A	C	Model
4	42	C00GL0400
6	47,5	C00GL0600
8	55,5	C00GL0800

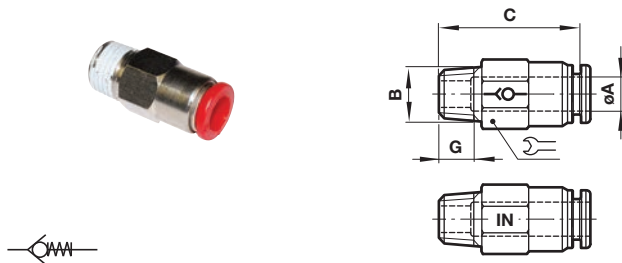
**In-line non-return valve (Aluminium)
C00GL**

Dimensions in mm
Projection/First angle



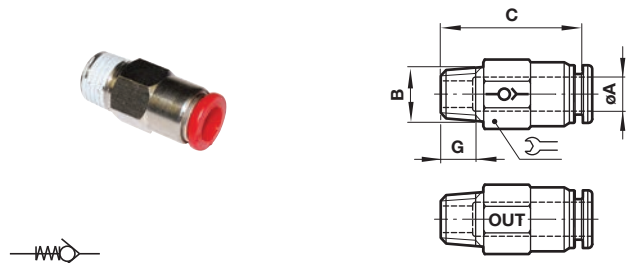
Ø A	C	Model
10	65	C00GL1000
12	73	C00GL1200

**In-line non-return valve (in), taper thread
C01G2**




Ø A	B	C	G	Symbol	Model
4	R1/8	27,5	8	10	C01G20418
6	R1/8	32,5	8	12	C01G20618
8	R1/4	37,5	10	14	C01G20828

**In-line non-return valve (out), taper thread
C01G3**




Ø A	B	C	G	Symbol	Weight (g)	Model
4	R1/8	27,5	8	10	11	C01G30418
6	R1/8	32,5	8	12	16	C01G30618
8	R1/4	37,5	10	14	24	C01G30828

**In-line non-return valve (in), ISO G thread
C02G2**



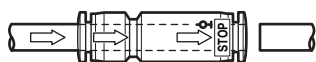
Ø A	B	C	G	Symbol	Model
4	M5	31,5	3,5	10	C02G20405
4	G1/8	27,5	6	10	C02G20418
6	G1/8	32,5	6	12	C02G20618
8	G1/4	37	7	15	C02G20828
10	G3/8	54	8	22	C02G21038
12	G1/2	60,5	9	24	C02G21248

**In-line non-return valve (out), ISO G thread
C02G3**



Ø A	B	C	G	Symbol	Model
4	M5	31,5	3,5	10	C02G30405
4	G1/8	27,5	6	10	C02G30418
6	G1/8	32,5	6	12	C02G30618
8	G1/4	37	7	15	C02G30828
10	G3/8	54	8	22	C02G31038
12	G1/2	60,5	9	24	C02G31248

Self sealing fittings

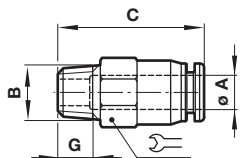


Dimensions in mm
Projection/First angle

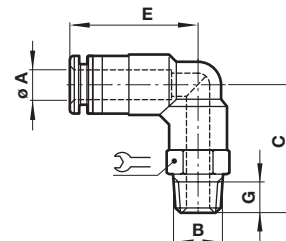


No air flow when tubing is removed - air flow is restored when tubing is inserted


Straight adaptor C0124



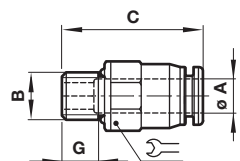
Swivel elbow C014J



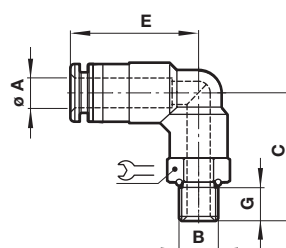
Ø A	B	C	G		Model
4	R1/8	26	8	10	C01240418
6	R1/8	29	8	12	C01240618
6	R1/4	29	10	14	C01240628
8	R1/4	33,5	10	14	C01240828
8	R3/8	33,5	11	17	C01240838
10	R1/4	35,5	10	17	C01241028
10	R3/8	35,5	11	17	C01241038
10	R1/2	35,5	14	21	C01241048
12	R1/4	42	10	19	C01241228
12	R3/8	42	11	19	C01241238
12	R1/2	42	14	21	C01241248


Ø A	B	C	E	G		Model
4	R1/8	27	27,5	5	10	C014J0418
6	R1/8	30	32	5	12	C014J0618
6	R1/4	32	30,5	6,5	14	C014J0628
8	R1/8	34,5	41,5	6,5	14	C014J0818
8	R1/4	34	40	6,5	17	C014J0828
10	R1/4	32	26,5	6,5	17	C014J1028
10	R3/8	36	45	6,5	17	C014J1038
10	R1/2	37,5	43	8	21	C014J1048
12	R3/8	40	53,5	6,5	19	C014J1238
12	R1/2	41,5	51,5	8	21	C014J1248


Straight adaptor C0224



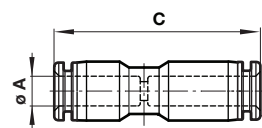
Swivel elbow C024J



Ø A	B	C	G		Model
4	G1/8	25,5	5	12	C02240418
6	G1/8	28	5	12	C02240618
6	G1/4	27	6,5	15	C02240628
8	G1/4	32	6,5	15	C02240828
8	G3/8	32	6,5	17	C02240838
10	G1/4	35	6,5	17	C02241028
10	G3/8	36,5	6,5	17	C02241038
10	G1/2	37,5	8	21	C02241048
12	G1/4	43,5	6,5	19	C02241228
12	G3/8	43,5	6,5	21	C02241238
12	G1/2	44	8	21	C02241248

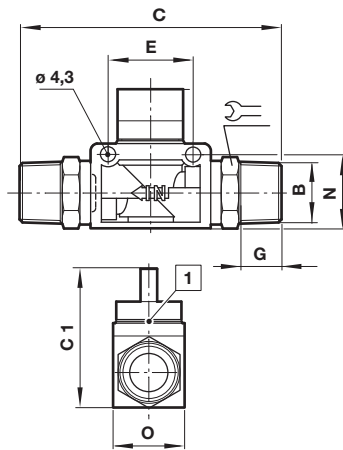
Ø A	B	C	E	G		Model
4	M5	20,5	29,5	4	10	C024J0405
4	G1/8	27	27,5	5	14	C024J0418
6	M5	22,5	33	4	12	C024J0605
6	G1/8	30	32	5	14	C024J0618
6	G1/4	32	30,5	6,5	14	C024J0628
8	G1/4	34,5	41,5	6,5	17	C024J0828
8	G3/8	34	40	6,5	20	C024J0838
10	G1/4	32	26,5	6,5	17	C024J1028
10	G3/8	36	45	6,5	20	C024J1038
10	G1/2	37,5	43	8	24	C024J1048
12	G3/8	40	53,5	6,5	20	C024J1238
12	G1/2	41,5	51,5	8	24	C024J1248

Straight union C002J



Ø A	C	Model
4	42	C002J0400
6	46	C002J0600
8	53,5	C002J0800
10	58	C002J1000
12	67	C002J1200

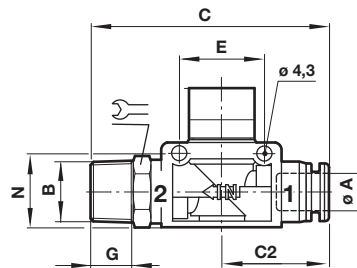
3/2 Shut-off valves C01GG



1 Exhaust bore hole

B	C	C1	E	G	N	O	↺	Model
R1/8	71	40,5	19	8	18,5	18	14	C01GG1818
R1/4	77	40,5	19	10	18,5	18	14	C01GG2828
R3/8	81	41	24	11	21,5	21	17	C01GG3838
R1/2	90	41	24	14	21,5	21	21	C01GG4848

3/2 Shut-off valves C01GH



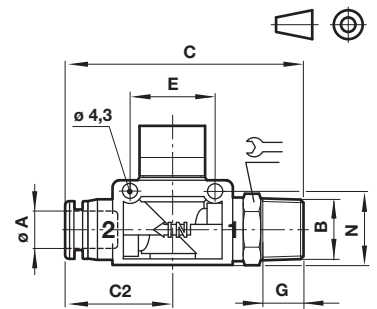
ØA	B	C	C1 *	C2	E	G	N	O *	↺	Model
6	R1/8	62	40,5	26	19	8	18,5	18	14	C01GH0618
6	R1/4	65	40,5	26	19	10	18,5	18	14	C01GH0628
6	R3/8	66	40,5	26	19	11	18,5	21	17	C01GH0638
8	R1/8	63	40,5	27,5	19	8	18,5	18	14	C01GH0818
8	R1/4	66	40,5	27,5	19	10	18,5	18	14	C01GH0828
8	R3/8	67	40,5	27,5	19	11	18,5	21	17	C01GH0838
10	R1/4	67	41	31	24	10	21,5	18	17	C01GH1028
10	R3/8	71,5	41	31	24	11	21,5	21	17	C01GH1038
10	R1/2	74,5	41	31	24	14	21,5	21	21	C01GH1048
12	R1/4	75,5	41	34	24	10	21,5	18	19	C01GH1228
12	R3/8	76,5	41	34	24	11	21,5	21	19	C01GH1238
12	R1/2	79,5	41	34	24	14	21,5	21	21	C01GH1248

* see drawing C01GG series

3/2 Shut-off valves C01GJ



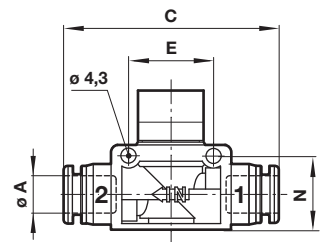
Dimensions in mm
Projection/First angle



ØA	B	C	C1 *	C2	E	G	N	O *	↺	Model
6	R1/8	62	40,5	26	19	8	18,5	18	14	C01GJ0618
6	R1/4	65	40,5	26	19	10	18,5	18	14	C01GJ0628
6	R3/8	66	40,5	26	19	11	18,5	21	17	C01GJ0638
8	R1/8	65	40,5	27,5	19	8	18,5	18	14	C01GJ0818
8	R1/4	66	40,5	27,5	19	10	18,5	18	14	C01GJ0828
8	R3/8	67	40,5	27,5	19	11	18,5	21	17	C01GJ0838
10	R1/4	70,5	41	31	24	10	21,5	18	17	C01GJ1028
10	R3/8	71,5	41	31	24	11	21,5	21	17	C01GJ1038
10	R1/2	74,5	41	31	24	14	21,5	21	21	C01GJ1048
12	R1/4	75,5	41	34	24	10	21,5	18	19	C01GJ1228
12	R3/8	76,5	41	34	24	11	21,5	21	19	C01GJ1238
12	R1/2	79,5	41	34	24	14	21,5	21	21	C01GJ1248

* see drawing C01GG series

3/2 Shut-off valves C01GF



ØA	C	C1 *	E	N	O *	Model
6	52,5	40,5	19	18,5	18	C00GF0600
8	53	40,5	19	18,5	18	C00GF0800
10	62	41	24	21,5	21	C00GF1000
12	68,5	41	24	21,5	21	C00GF1200

* see drawing C01GG series

Warning

These products are intended for use in industrial compressed air systems only. Do not use these products where pressures and temperatures can exceed those listed under

»Technical features/data«.

Before using these products with fluids other than those specified, for non-industrial applications, life-support systems or other applications not within published specifications, consult IMI NORGREN.

Through misuse, age, or malfunction, components used in fluid power systems can fail in various modes.

The system designer is warned to consider the failure modes of all component parts used in fluid power systems and to provide adequate safeguards to prevent personal injury or damage to equipment in the event of such failure.

System designers must provide a warning to end users in the system instructional manual if protection against a failure mode cannot be adequately provided.

System designers and end users are cautioned to review specific warnings found in instruction sheets packed and shipped with these products.