

Transition Junction Style Probes

With High Temperature Molded Construction

Standard Dimensions

- ✓ 6 and 12" Lengths in Stock†
- ✓ Sheath Diameters from 0.010 to 0.125"
- ✓ 304SS, 310SS, 316SS, 321SS, Inconel® or Super OMEGACLAD® XL Sheath
- ✓ Grounded, Ungrounded or Exposed Junction
- ✓ 40" PTFE-Coated Lead Wires Standard
- ✓ Environmentally Friendly Cadmium-Free Liquid Crystal Polymer
- ✓ Molded Transition Junction Rated to 260°C (500°F)

MEETS OR EXCEEDS
SPECIAL LIMITS
OF ERROR (SLE)
AND EN 60584-2:
Tolerance Class 1

OMEGACLAD
Factory CAL
AVAILABLE

Available
in Type N
Calibration


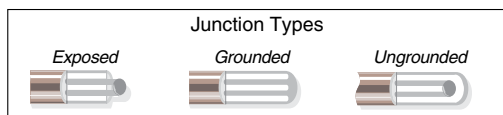
ANSI
color
code
shown

To order
IEC color
code visit
us online

Available as
SUPER
OMEGACLAD® XL
THERMOCOUPLE WIRE
MAXIMUM PERFORMANCE SHEATHING
ELIMINATES HIGH TEMPERATURE DRIFT

Discount Schedule

1-10 Units.....	Net
11-24 Units.....	10%
25-49 Units.....	20%
50 and Up.....	Consult Sales



To Order			
ANSI Color Code/Alloy	Sheath Dia. in.	Model No. 6" Length	Model No. 12" Length
J Iron-Constantan 304 SS Sheath	0.010"	JMTSS-010(*)-6	JMTSS-010(*)-12
	0.020"	JMTSS-020(*)-6	JMTSS-020(*)-12
	0.032"	JMTSS-032(*)-6	JMTSS-032(*)-12
	0.040"	JMTSS-040(*)-6	JMTSS-040(*)-12
	0.062"	JMTSS-062(*)-6	JMTSS-062(*)-12
	0.125"	JMTSS-125(*)-6	JMTSS-125(*)-12
**K CHROMEQA®-ALOMEGA® 304 SS Sheath	0.010"	KMTSS-010(*)-6	KMTSS-010(*)-12
	0.020"	KMTSS-020(*)-6	KMTSS-020(*)-12
	0.032"	KMTSS-032(*)-6	KMTSS-032(*)-12
	0.040"	KMTSS-040(*)-6	KMTSS-040(*)-12
	0.062"	KMTSS-062(*)-6	KMTSS-062(*)-12
	0.125"	KMTSS-125(*)-6	KMTSS-125(*)-12
E CHROMEQA-Constantan 304 SS Sheath	0.010"	EMTSS-010(*)-6	EMTSS-010(*)-12
	0.020"	EMTSS-020(*)-6	EMTSS-020(*)-12
	0.032"	EMTSS-032(*)-6	EMTSS-032(*)-12
	0.040"	EMTSS-040(*)-6	EMTSS-040(*)-12
	0.062"	EMTSS-062(*)-6	EMTSS-062(*)-12
	0.125"	EMTSS-125(*)-6	EMTSS-125(*)-12
T Copper-Constantan 304 SS Sheath	0.020"	TMTSS-020(*)-6	TMTSS-020(*)-12
	0.032"	TMTSS-032(*)-6	TMTSS-032(*)-12
	0.040"	TMTSS-040(*)-6	TMTSS-040(*)-12
	0.062"	TMTSS-062(*)-6	TMTSS-062(*)-12
	0.125"	TMTSS-125(*)-6	TMTSS-125(*)-12

Note: Probes with 0.040" diameter and larger supplied with molded transition joints. Smaller-size probes supplied with stainless steel transition joints. All Type N probes supplied with stainless steel transition joints; For Type N probe pricing and information visit us online.

*Specify junction type: **E** (exposed), **G** (grounded) or **U** (ungrounded). †Other lengths available, please consult Sales Department.

To order with 304, 310, 316 or 321 SS sheath, change "SS" in model number to "304SS", "310SS", "316SS" or "321SS" respectively, no additional charge. Consult Sales for lengths between 2 to 12", or for lengths over 24". Type N Inconel Sheathing is available, Contact Sales for model numbers.

**For Super OMEGACLAD XL, change "SS" to "XL" and add additional cost to the price.

Ordering Example: KMTSS-125U-6, subminiature transition joint probe, Type K, 0.125" O.D. 304 stainless steel sheath, 6" length, ungrounded junction.

Transition Junction Style Probes With High Temperature Molded Construction

Metric Dimensions

- 150 mm and 300 mm Lengths in Stock†
- 1 m PTFE-Coated Lead Wires Standard
- Sheath Diameters from 0.25 mm to 3.0 mm
- 304SS, 310SS, 316SS, 321SS, Inconel® or Super OMEGACLAD® XL Sheath
- Grounded, Ungrounded or Exposed Junction
- Environmentally Friendly Cadmium-Free Liquid Crystal Polymer
- Molded Transition Junction Rated to 260°C (500°F)

MEETS OR EXCEEDS SPECIAL LIMITS OF ERROR (SLE) AND EN 60584-2: Tolerance Class 1


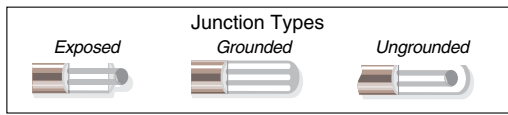
OMEGACLAD Factory CAL AVAILABLE

Available in Type N Calibration

ANSI color code shown To order IEC color code visit us online

Available as SUPER OMEGACLAD® XL THERMOCOUPLE WIRE MAXIMUM PERFORMANCE SHEATHING ELIMINATES HIGH TEMPERATURE DRIFT

Discount Schedule	
1–10 Units.....	Net
11–24 Units.....	10%
25–49 Units.....	20%
50 and Up.....	Consult Sales



To Order			
ANSI Color Code/Alloy	Sheath Dia. mm	Model No. 150 mm Length	Model No. 300 mm Length
J Iron-Constantan 304 SS Sheath	0.25	JMTSS-M025(*)-150	JMTSS-M025(*)-300
	0.50	JMTSS-M050(*)-150	JMTSS-M050(*)-300
	0.75	JMTSS-M075(*)-150	JMTSS-M075(*)-300
	1.0	JMTSS-M100(*)-150	JMTSS-M100(*)-300
	1.5	JMTSS-M150(*)-150	JMTSS-M150(*)-300
	3.0	JMTSS-M300(*)-150	JMTSS-M300(*)-300
**K CHROMEGA®-ALOMEGA® 304 SS Sheath	0.25	KMTSS-M025(*)-150	KMTSS-M025(*)-300
	0.50	KMTSS-M050(*)-150	KMTSS-M050(*)-300
	0.75	KMTSS-M075(*)-150	KMTSS-M075(*)-300
	1.0	KMTSS-M100(*)-150	KMTSS-M100(*)-300
	1.5	KMTSS-M150(*)-150	KMTSS-M150(*)-300
	3.0	KMTSS-M300(*)-150	KMTSS-M300(*)-300
E CHROMEGA-Constantan 304 SS Sheath	0.25	EMTSS-M025(*)-150	EMTSS-M025(*)-300
	0.50	EMTSS-M050(*)-150	EMTSS-M050(*)-300
	0.75	EMTSS-M075(*)-150	EMTSS-M075(*)-300
	1.0	EMTSS-M100(*)-150	EMTSS-M100(*)-300
	1.5	EMTSS-M150(*)-150	EMTSS-M150(*)-300
	3.0	EMTSS-M300(*)-150	EMTSS-M300(*)-300
T Copper-Constantan 304 SS Sheath	0.50	TMTSS-M050(*)-150	TMTSS-M050(*)-300
	0.75	TMTSS-M075(*)-150	TMTSS-M075(*)-300
	1.0	TMTSS-M100(*)-150	TMTSS-M100(*)-300
	1.5	TMTSS-M150(*)-150	TMTSS-M150(*)-300
	3.0	TMTSS-M300(*)-150	TMTSS-M300(*)-300

Note: Probes with 1.0 mm diameter and larger supplied with molded transition joints. Smaller-size probes supplied with stainless steel transition joints. All Type N probes supplied with stainless steel transition joints; Fr Type N probe pricing and information visit us online

*Specify junction type: **E** (exposed), **G** (grounded) or **U** (ungrounded) †Other lengths available, consult Sales Department

To order with 304, 310, 316 or 321 SS sheath, change "SS" in model number to "304SS", "310SS", "316SS" or "321SS" respectively; no additional charge. Consult Sales for lengths between 2 to 12" or for lengths over 24" Type N Inconel Sheathing is available, Contact Sales for model numbers.

**For Super OMEGACLAD XL, change "SS" to "XL" and add additional cost to the price.

Ordering Example: KMTSS-M150G-150, subminiature transition joint probe, Type K, 1.5 mm O.D. stainless steel sheath, 150 mm length, grounded junction.