

Surface Mount Fuse, 7.4 x 3.1 mm, Quick-Acting F, 63 VAC, 63 VDC



Exemplary part photo depending on part no.

OMF 63

UL 248-14 · 63 VAC · 63 VDC · Quick-Acting F



Description

- Directly solderable on printed circuit boards

Standards

- UL 248-14
- CSA C22.2 no. 248.14

Approvals

- Approval Reference Type: OMF 63
- UL File Number: E41599


References

[Packaging Details](#)
Corresponding Fuseholder [OMH 125](#)
Assembled Fuseholder [OMK 63](#)
Fuse Kit [Fuse Kit OMF](#)

Weblinks

[pdf datasheet](#), [html-datasheet](#), [General Product Information](#), [Packaging details](#), [Approvals](#), [CE declaration of conformity](#), [RoHS](#), [CHINA-RoHS](#), [REACH](#), [Distributor-Stock-Check](#), [Detailed request for product](#)

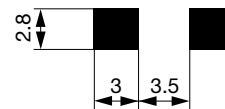
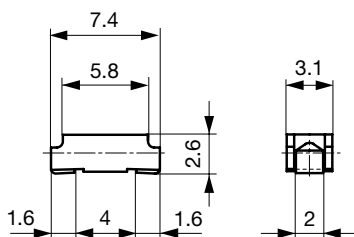
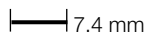
Technical Data

| | |
|------------------------------|--|
| Rated Voltage | 63 VAC, 63 VDC |
| Rated current | 0.063 - 10 A |
| Breaking Capacity | 50 A |
| Characteristic | Quick-Acting F |
| Mounting | PCB,SMT |
| Admissible Ambient Air Temp. | -40 °C to 125 °C |
| Climatic Category | 40/85/21 acc. to IEC 60068-1 |
| Material: Housing | Thermoplastic, UL 94V-0 |
| Material: Terminals | Tin-Plated Copper Alloy |
| Unit Weight | 0.1 g |
| Storage Conditions | 0 °C to 60 °C, max. 70% r.h. |
| Product Marking |  Type, Rated current, Approvals |

| | |
|------------------------------|--|
| Soldering Methods | Reflow, Wave Soldering Profile |
| Solderability | 245 °C / 3 sec acc. to IEC 60068-2-58, Test Td |
| Resistance to Soldering Heat | 260 +0/-5 °C / 40 sec acc. to IPC/JEDEC J-STD-020D, Level 1 |
| Current Carrying Capacity | acc. to EIA/IS-722, Test 4.3.3 |
| Terminal Strength | MIL-STD-202, Method 211A (Deflection of board 1 mm for 1 minute) |
| Case Resistance | acc. to EIA/IS-722, Test 4.7 >100 MΩ (between leads and body) |
| Mechanical Shock | MIL-STD-202, Method 213B (Shock 50g, half sine wave, 11 ms) |
| Vibration, High Frequency | MIL-STD-202, Method 204D Shock 20 gn, 20 min, 10-2 kHz, 12 cyc. |
| Flammability | min. UL 94V-1 (acc. to EIA/IS-722, Test 4.12) |

Detailed information on product approvals, code requirements, usage instructions and detailed test conditions can be looked up in [General Product Information](#)

Dimension

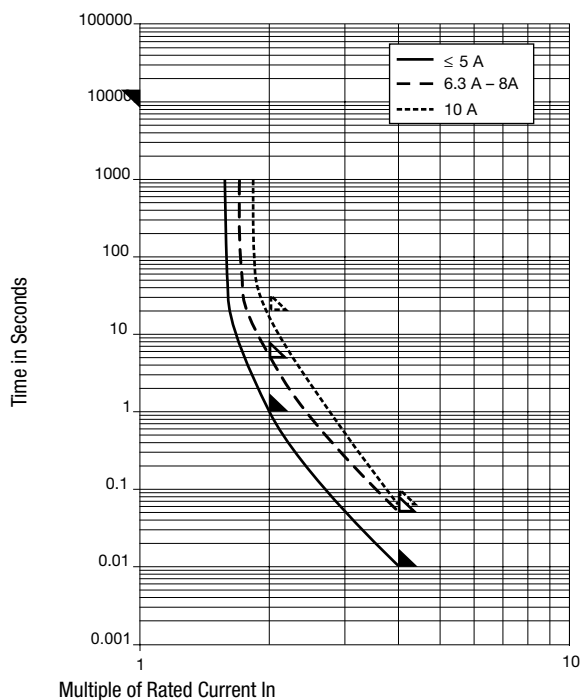


Soldering pads


Pre-Arcing Time


| Rated Current I_n | 1.0 x I_n min. | 2.0 x I_n max. | 4.0 x I_n max. |
|---------------------|------------------|------------------|------------------|
| 0.063 A - 5 A | 4 h | 1 s | 10 ms |
| 6.3 A - 8 A | 4 h | 5 s | 50 ms |
| 10 A | 4 h | 20 s | 60 ms |


Time-Current-Curves



All Variants

| Rated Current [A] | Rated Voltage [VAC] | Rated Voltage [VDC] | Breaking Capacity | Voltage Drop 1.0 I_n typ. [mV] | Power Dissipation 1.0 I_n typ. [mW] | Melting I^2t 4.0 I_n typ. [A ² s] |  | Order Number |
|-------------------|---------------------|---------------------|-------------------|----------------------------------|---------------------------------------|--|---|--------------|
| 0.063 | 63 | 63 | 1) | 2550 | 160 | 0.00011 | ● | 3402.0003.11 |
| 0.063 | 63 | 63 | 1) | 2550 | 160 | 0.000011 | ● | 3402.0003.22 |
| 0.063 | 63 | 63 | 1) | 2550 | 160 | 0.000011 | ● | 3402.0003.24 |
| 0.1 | 63 | 63 | 1) | 1770 | 180 | 0.00067 | ● | 3402.0004.11 |
| 0.1 | 63 | 63 | 1) | 1770 | 180 | 0.00067 | ● | 3402.0004.22 |
| 0.1 | 63 | 63 | 1) | 1770 | 180 | 0.00067 | ● | 3402.0004.24 |
| 0.125 | 63 | 63 | 1) | 1770 | 220 | 0.0011 | ● | 3402.0049.11 |
| 0.125 | 63 | 63 | 1) | 1770 | 220 | 0.00011 | ● | 3402.0049.22 |
| 0.125 | 63 | 63 | 1) | 1770 | 220 | 0.00011 | ● | 3402.0049.24 |
| 0.16 | 63 | 63 | 1) | 1770 | 270 | 0.0018 | ● | 3402.0005.11 |
| 0.16 | 63 | 63 | 1) | 1770 | 270 | 0.00018 | ● | 3402.0005.22 |
| 0.16 | 63 | 63 | 1) | 1770 | 270 | 0.00018 | ● | 3402.0005.24 |
| 0.25 | 63 | 63 | 1) | 990 | 250 | 0.0058 | ● | 3402.0006.11 |
| 0.25 | 63 | 63 | 1) | 990 | 250 | 0.00058 | ● | 3402.0006.22 |
| 0.25 | 63 | 63 | 1) | 990 | 250 | 0.00058 | ● | 3402.0006.24 |
| 0.35 | 63 | 63 | 1) | 990 | 350 | 0.0076 | ● | 3402.0043.11 |
| 0.35 | 63 | 63 | 1) | 990 | 350 | 0.00076 | ● | 3402.0043.22 |
| 0.35 | 63 | 63 | 1) | 990 | 350 | 0.00076 | ● | 3402.0043.24 |
| 0.375 | 63 | 63 | 1) | 990 | 370 | 0.013 | ● | 3402.0044.11 |
| 0.375 | 63 | 63 | 1) | 990 | 370 | 0.0013 | ● | 3402.0044.22 |
| 0.375 | 63 | 63 | 1) | 990 | 370 | 0.0013 | ● | 3402.0044.24 |

| Rated Current [A] | Rated Voltage [VAC] | Rated Voltage [VDC] | Breaking Capacity | Voltage Drop 1.0 I _n typ. [mV] | Power Dissipation 1.0 I _n typ. [mW] | Melting I ² t 4.0 In typ. [A ² s] |  | Order Number |
|-------------------|---------------------|---------------------|-------------------|---|--|---|---|--------------|
| 0.4 | 63 | 63 | 1) | 960 | 380 | 0.016 | ● | 3402.0007.11 |
| 0.4 | 63 | 63 | 1) | 960 | 380 | 0.0016 | ● | 3402.0007.22 |
| 0.4 | 63 | 63 | 1) | 960 | 380 | 0.0016 | ● | 3402.0007.24 |
| 0.5 | 63 | 63 | 1) | 350 | 180 | 0.01 | ● | 3402.0045.11 |
| 0.5 | 63 | 63 | 1) | 350 | 180 | 0.01 | ● | 3402.0045.22 |
| 0.5 | 63 | 63 | 1) | 350 | 180 | 0.01 | ● | 3402.0045.24 |
| 0.63 | 63 | 63 | 1) | 290 | 180 | 0.02 | ● | 3402.0008.11 |
| 0.63 | 63 | 63 | 1) | 290 | 180 | 0.002 | ● | 3402.0008.22 |
| 0.63 | 63 | 63 | 1) | 290 | 180 | 0.002 | ● | 3402.0008.24 |
| 0.75 | 63 | 63 | 1) | 260 | 200 | 0.031 | ● | 3402.0046.11 |
| 0.75 | 63 | 63 | 1) | 260 | 200 | 0.0031 | ● | 3402.0046.22 |
| 0.75 | 63 | 63 | 1) | 260 | 200 | 0.0031 | ● | 3402.0046.24 |
| 1 | 63 | 63 | 1) | 220 | 220 | 0.078 | ● | 3402.0009.11 |
| 1 | 63 | 63 | 1) | 220 | 220 | 0.078 | ● | 3402.0009.22 |
| 1 | 63 | 63 | 1) | 220 | 220 | 0.078 | ● | 3402.0009.24 |
| 1.25 | 63 | 63 | 1) | 220 | 280 | 0.14 | ● | 3402.0010.11 |
| 1.25 | 63 | 63 | 1) | 220 | 280 | 0.014 | ● | 3402.0010.22 |
| 1.25 | 63 | 63 | 1) | 220 | 280 | 0.014 | ● | 3402.0010.24 |
| 1.5 | 63 | 63 | 1) | 200 | 300 | 0.24 | ● | 3402.0047.11 |
| 1.5 | 63 | 63 | 1) | 200 | 300 | 0.024 | ● | 3402.0047.22 |
| 1.5 | 63 | 63 | 1) | 200 | 300 | 0.024 | ● | 3402.0047.24 |
| 1.6 | 63 | 63 | 1) | 200 | 320 | 0.27 | ● | 3402.0011.11 |
| 1.6 | 63 | 63 | 1) | 200 | 320 | 0.027 | ● | 3402.0011.22 |
| 1.6 | 63 | 63 | 1) | 200 | 320 | 0.027 | ● | 3402.0011.24 |
| 2 | 63 | 63 | 1) | 200 | 400 | 0.44 | ● | 3402.0012.11 |
| 2 | 63 | 63 | 1) | 200 | 400 | 0.044 | ● | 3402.0012.22 |
| 2 | 63 | 63 | 1) | 200 | 400 | 0.044 | ● | 3402.0012.24 |
| 2.5 | 63 | 63 | 1) | 190 | 480 | 0.97 | ● | 3402.0013.11 |
| 2.5 | 63 | 63 | 1) | 190 | 480 | 0.097 | ● | 3402.0013.22 |
| 2.5 | 63 | 63 | 1) | 190 | 480 | 0.097 | ● | 3402.0013.24 |
| 3 | 63 | 63 | 1) | 190 | 570 | 1.3 | ● | 3402.0014.11 |
| 3 | 63 | 63 | 1) | 190 | 570 | 1.3 | ● | 3402.0014.22 |
| 3 | 63 | 63 | 1) | 190 | 570 | 1.3 | ● | 3402.0014.24 |
| 3.15 | 63 | 63 | 1) | 190 | 600 | 1.2 | ● | 3402.0048.11 |
| 3.15 | 63 | 63 | 1) | 190 | 600 | 1.2 | ● | 3402.0048.22 |
| 3.15 | 63 | 63 | 1) | 190 | 600 | 1.2 | ● | 3402.0048.24 |
| 3.5 | 63 | 63 | 1) | 140 | 490 | 1.6 | ● | 3402.0015.11 |
| 3.5 | 63 | 63 | 1) | 140 | 490 | 1.6 | ● | 3402.0015.22 |
| 3.5 | 63 | 63 | 1) | 140 | 490 | 1.6 | ● | 3402.0015.24 |
| 4 | 63 | 63 | 1) | 140 | 560 | 2.1 | ● | 3402.0016.11 |
| 4 | 63 | 63 | 1) | 140 | 560 | 2.1 | ● | 3402.0016.22 |
| 4 | 63 | 63 | 1) | 140 | 560 | 2.1 | ● | 3402.0016.24 |
| 5 | 63 | 63 | 1) | 140 | 700 | 2.9 | ● | 3402.0017.11 |
| 5 | 63 | 63 | 1) | 140 | 700 | 2.9 | ● | 3402.0017.22 |
| 5 | 63 | 63 | 1) | 140 | 700 | 2.9 | ● | 3402.0017.24 |
| 6.3 | 63 | 63 | 1) | 110 | 690 | 14 | ● | 3402.0018.11 |
| 6.3 | 63 | 63 | 1) | 110 | 690 | 14 | ● | 3402.0018.22 |
| 6.3 | 63 | 63 | 1) | 110 | 690 | 14 | ● | 3402.0018.24 |
| 7 | 63 | 63 | 1) | 105 | 740 | 16 | ● | 3402.0019.11 |
| - | 63 | 63 | 1) | 105 | 740 | 16 | ● | 3402.0019.22 |
| - | 63 | 63 | 1) | 105 | 740 | 16 | ● | 3402.0019.24 |
| 8 | 63 | 63 | 1) | 100 | 800 | 20 | ● | 3402.0020.11 |
| 8 | 63 | 63 | 1) | 100 | 800 | 20 | ● | 3402.0020.22 |
| 8 | 63 | 63 | 1) | 100 | 800 | 20 | ● | 3402.0020.24 |

| Rated Current [A] | Rated Voltage [VAC] | Rated Voltage [VDC] | Breaking Capacity | Voltage Drop 1.0 In typ. [mV] | Power Dissipation 1.0 I _n typ. [mW] | Melting I ² t 4.0 In typ. [A ² s] |  | Order Number |
|-------------------|---------------------|---------------------|-------------------|-------------------------------|--|---|---|--------------|
| 10 | 63 | 63 | 1) | 80 | 800 | 54 | ● | 3402.0040.11 |
| 10 | 63 | 63 | 1) | 80 | 800 | 54 | ● | 3402.0040.22 |
| 10 | 63 | 63 | 1) | 80 | 800 | 54 | ● | 3402.0040.24 |

Most Popular.

Availability for all products can be searched real-time: <http://www.schurter.com/en/Stock-Check/Stock-Check-SCHURTER>

1) 50 A @ 63 VAC/DC

| Packaging Unit | |
|----------------|-------------------------------------|
| .xx = .11 | Plastic Bag (100 pcs.) |
| .xx = .22 | Blister Tape 18 cm Reel (750 pcs.) |
| .xx = .24 | Blister Tape 33 cm Reel (3000 pcs.) |