



SIRIUS SOFT STARTER, SIZE S2, 72A, 37KW/400V,
40 DEGREES, 200-480V AC, 110-230V AC/DC,
SPRING-LOADED TERMINALS

General technical data:

product brand name		SIRIUS
Product feature		
<ul style="list-style-type: none"> integrated bypass contact system 		Yes
<ul style="list-style-type: none"> Thyristors 		Yes
Product function		
<ul style="list-style-type: none"> Intrinsic device protection 		No
<ul style="list-style-type: none"> motor overload protection 		No
<ul style="list-style-type: none"> Evaluation of thermistor motor protection 		No
<ul style="list-style-type: none"> External reset 		No
<ul style="list-style-type: none"> Adjustable current limitation 		No
<ul style="list-style-type: none"> inside-delta circuit 		No
Product component Motor brake output		No
Equipment marking acc. to DIN EN 61346-2		Q
Equipment marking acc. to DIN 40719 extended according to IEC 204-2 acc. to IEC 750		G

Power Electronics:

Product designation		soft starters for standard applications
Operating current		
<ul style="list-style-type: none"> at 40 °C Rated value 	A	72
<ul style="list-style-type: none"> at 50 °C Rated value 	A	62
<ul style="list-style-type: none"> at 60 °C Rated value 	A	60
Mechanical power output for three-phase motors		
<ul style="list-style-type: none"> at 230 V 		

— at standard circuit at 40 °C Rated value	W	22 000
• at 400 V		
— at standard circuit at 40 °C Rated value	W	37 000
yielded mechanical performance [hp] for three-phase AC motor at 200/208 V at standard circuit at 50 °C Rated value	metric hp	20
Operating frequency Rated value	Hz	50 ... 60
Relative negative tolerance of the operating frequency	%	-10
Relative positive tolerance of the operating frequency	%	10
Operating voltage at standard circuit Rated value	V	200 ... 480
Relative negative tolerance of the operating voltage at standard circuit	%	-15
Relative positive tolerance of the operating voltage at standard circuit	%	10
Minimum load in % of I _M	%	10
Continuous operating current in % of I _e at 40 °C	%	115
Active power loss at operating current at 40 °C during operation typical	W	15

Control electronics:

Type of voltage of the control supply voltage		AC/DC
Control supply voltage frequency 1 Rated value	Hz	50
Control supply voltage frequency 2 Rated value	Hz	60
Relative negative tolerance of the control supply voltage frequency	%	-10
Relative positive tolerance of the control supply voltage frequency	%	10
Control supply voltage 1 with AC at 50 Hz	V	110 ... 230
Control supply voltage 1 with AC at 60 Hz	V	110 ... 230
Relative negative tolerance of the control supply voltage with AC at 60 Hz	%	-10
Relative positive tolerance of the control supply voltage with AC at 60 Hz	%	10
Control supply voltage 1 for DC	V	110 ... 230
Relative negative tolerance of the control supply voltage for DC	%	-10
Relative positive tolerance of the control supply voltage for DC	%	10
Display version for fault signal		red

Mechanical data:

Size of engine control device		S2
Width	mm	55
Height	mm	160
Depth	mm	170

Mounting type		screw and snap-on mounting
mounting position		With vertical mounting surface +/-10° rotatable, with vertical mounting surface +/- 10° tiltable to the front and back
Required spacing with side-by-side mounting		
• upwards	mm	60
• at the side	mm	30
• downwards	mm	40
Installation altitude at height above sea level	m	5 000
Cable length maximum	m	300
Number of poles for main current circuit		3

Connections/ Terminals:

Type of electrical connection		
• for main current circuit		screw-type terminals
• for auxiliary and control current circuit		spring-loaded terminals
Number of NC contacts for auxiliary contacts		0
Number of NO contacts for auxiliary contacts		1
Number of CO contacts for auxiliary contacts		0
Type of connectable conductor cross-section for main contacts for box terminal using the front clamping point		
• solid		2x (1.5 ... 16 mm ²)
• finely stranded with core end processing		0.75 ... 25 mm ²
• stranded		0.75 ... 35 mm ²
Type of connectable conductor cross-section for main contacts for box terminal using the back clamping point		
• solid		2x (1.5 ... 16 mm ²)
• finely stranded with core end processing		1.5 ... 25 mm ²
• stranded		1.5 ... 35 mm ²
Type of connectable conductor cross-section for main contacts for box terminal using both clamping points		
• solid		2x (1.5 ... 16 mm ²)
• finely stranded with core end processing		2x (1.5 ... 16 mm ²)
• stranded		2x (1.5 ... 25 mm ²)
Type of connectable conductor cross-section for AWG conductors for main contacts for box terminal		
• using the back clamping point		16 ... 2
• using the front clamping point		18 ... 2
• using both clamping points		2x (16 ... 2)
Type of connectable conductor cross-section for auxiliary contacts		

<ul style="list-style-type: none"> • solid 		2x (0.25 ... 2.5 mm ²)
<ul style="list-style-type: none"> • finely stranded with core end processing 		2x (0.25 ... 1.5 mm ²)
Type of connectable conductor cross-section for AWG conductors <ul style="list-style-type: none"> • for auxiliary contacts 		2x (24 ... 14)

Ambient conditions:

Ambient temperature <ul style="list-style-type: none"> • during operation 	°C	-25 ... +60
<ul style="list-style-type: none"> • during storage 	°C	-40 ... +80
Derating temperature	°C	40
Protection class IP		IP00

Certificates/ approvals:

General Product Approval	EMC	Test Certificates
 CCC  CSA  UL	 EAC	 C-TICK Type Test Certificates/Test Report

other

[Environmental Confirmations](#)
 [Declaration of Conformity](#)
 [other](#)

UL/CSA ratings:

yielded mechanical performance [hp] for three-phase AC motor <ul style="list-style-type: none"> • at 220/230 V <ul style="list-style-type: none"> — at standard circuit at 50 °C Rated value • at 460/480 V <ul style="list-style-type: none"> — at standard circuit at 50 °C Rated value 	metric hp	20
	metric hp	40
Contact rating of the auxiliary contacts acc. to UL		B300 / R300

Further information

Information- and Downloadcenter (Catalogs, Brochures,...)

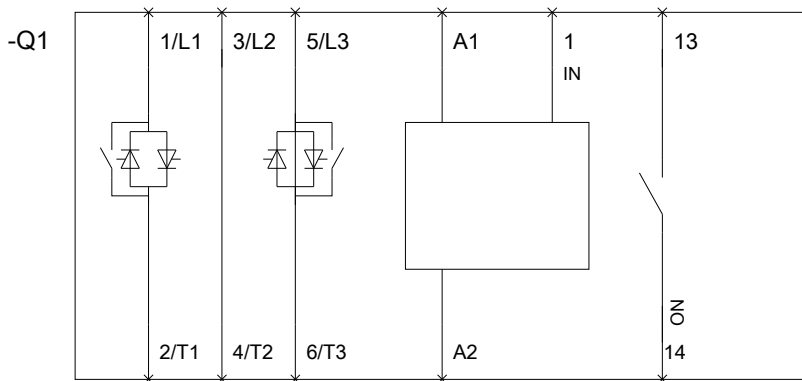

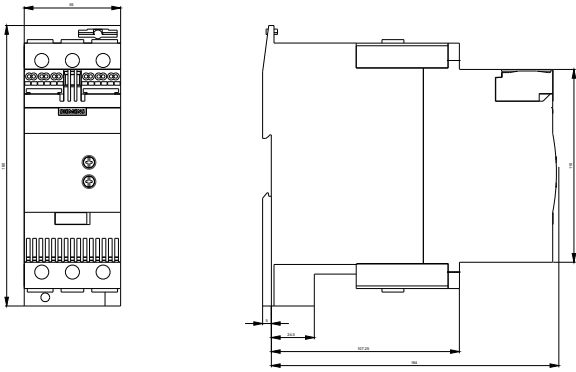
<http://www.siemens.com/industrial-controls/catalogs>

Industry Mall (Online ordering system)

<http://www.siemens.com/industrymall>

Cax online generator

<http://support.automation.siemens.com/WW/CAXorder/default.aspx?lang=en&mlfb=3RW30382BB14>



last modified:

15.01.2015