

# SMD Ceramic Type (2x3mm)

Colour: green

Sloan Part No.: SMD-G01N-GTU

## Electrical and Optical Characteristics (T<sub>A</sub> = 25°C)

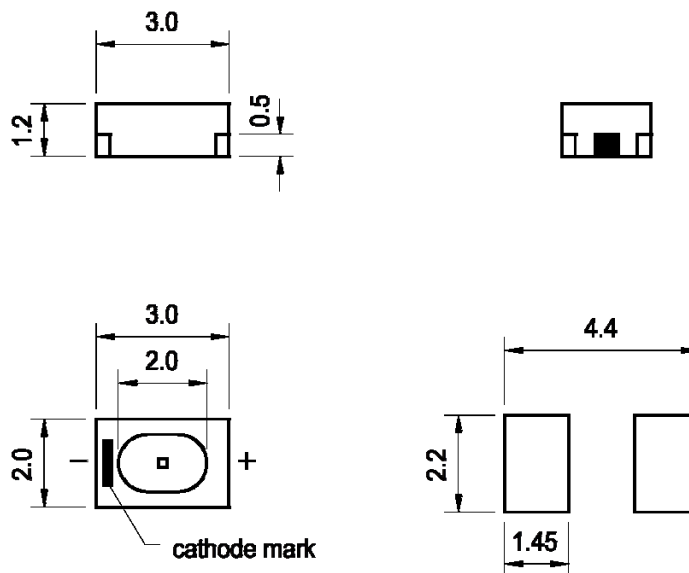
Chip			Lens	Absolute Maximum Ratings				Electro-Optical-Data's at 20mA					Viewing Angle 2 θ ½ (deg)
Emitted Colour	Peak Wavelength λ <sub>p</sub> (nm)	Dominant Wavelength λ <sub>p</sub> (nm)		Δλ (nm)	Pd (mW)	I <sub>f</sub> (mA)	Peak I <sub>f</sub> (mA)	Forward Voltage V <sub>F</sub> (V)		Luminous Intensity I <sub>v</sub> (mcd)			
								min.	max.	min.	typ.	max.	
green	525	525	water clear	-	120	30	*100	3.5	4.0	620	930	1240	110°

\*Peak Forward Current (1/10 Duty Cycle, 0.1ms Pulse Width)

## Absolute Maximum Ratings (T<sub>A</sub> = 25°C)

Reverse Voltage	5V
Reverse Current (V <sub>R</sub> = 5V)	≤50μA
Operating Temperature Range	- 30°C ~ +85°C
Storage Temperature Range	- 40°C ~ +100°C
Soldering Temperature	Reflow Soldering: 260°C for 10 seconds Hand Soldering: 350°C for 3 seconds

## Package Dimensions

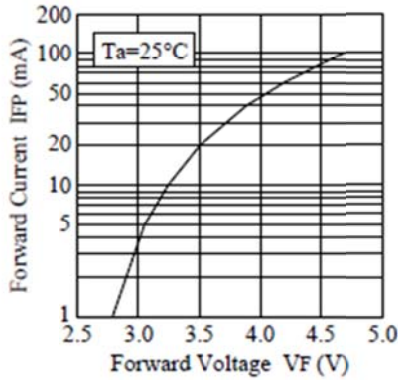


1. All dimensions are in millimetres.
2. Tolerance is ±0.25mm unless otherwise specified.
3. Specifications are subject to change without notice.

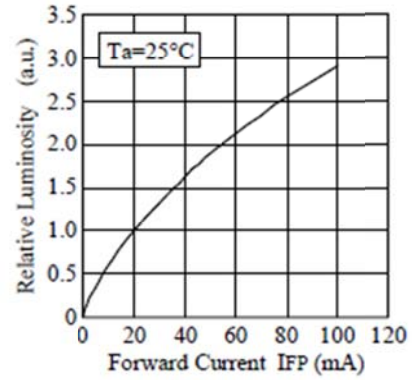
Sloan Part No.: SMD-G01N-GTU

Electrical and Optical Characteristics ( $T_A = 25^\circ\text{C}$ )

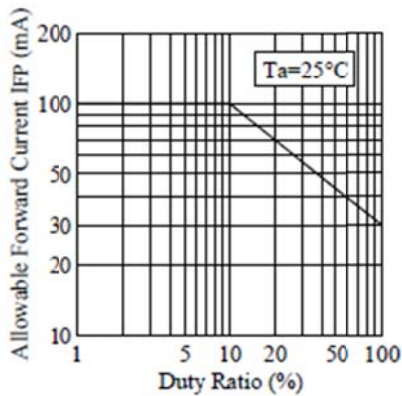
■ Forward Voltage vs. Forward Current



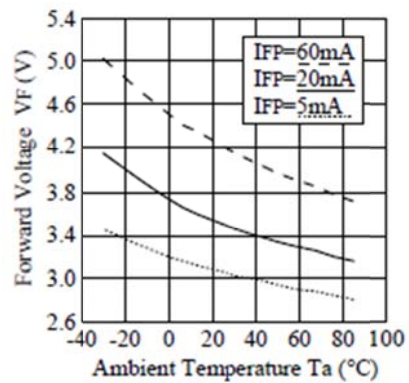
■ Forward Current vs. Relative Luminosity



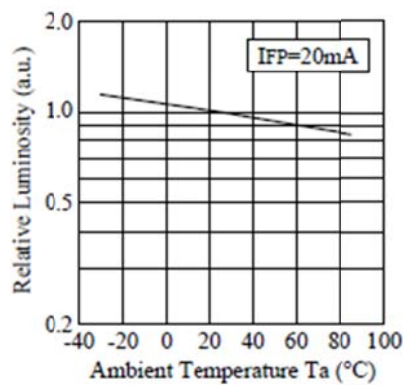
■ Duty Ratio vs. Allowable Forward Current



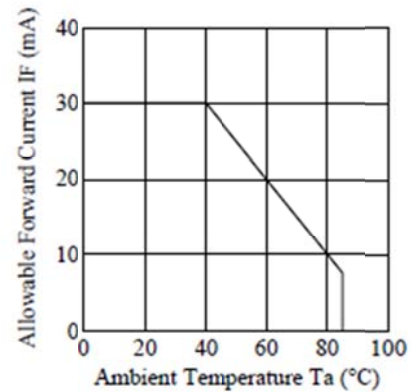
■ Ambient Temperature vs. Forward Voltage



■ Ambient Temperature vs. Relative Luminosity



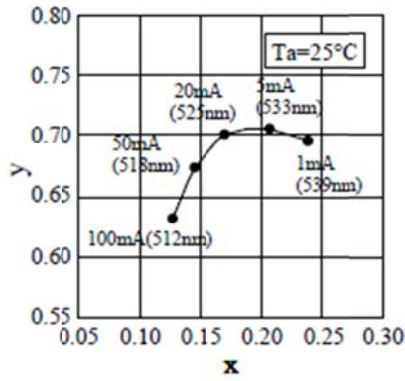
■ Ambient Temperature vs. Allowable Forward Current



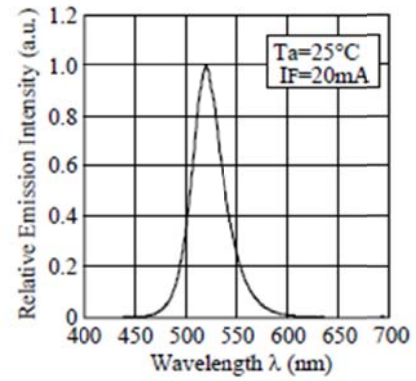
Sloan Part No.: SMD-G01N-GTU

Electrical and Optical Characteristics ( $T_A = 25^\circ\text{C}$ )

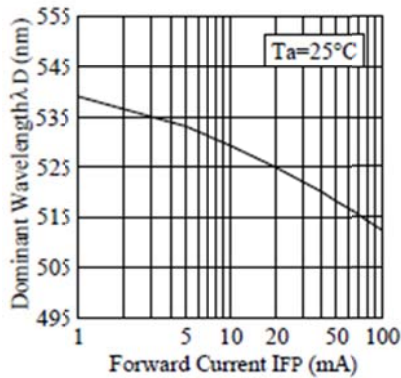
■ Forward Current vs. Chromaticity Coordinate ( $\lambda_D$ )



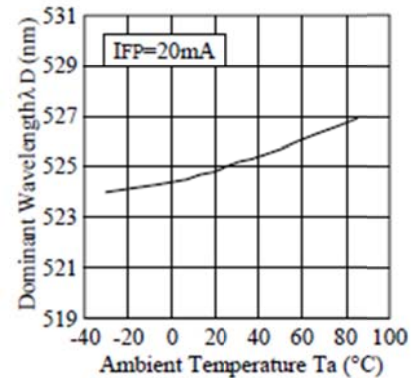
■ Spectrum



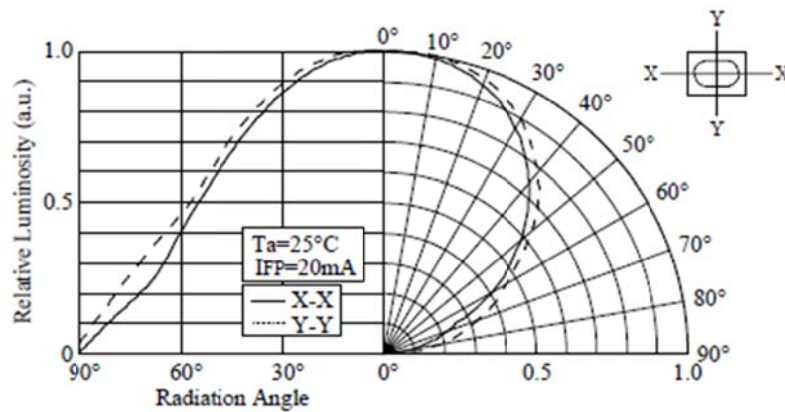
■ Forward Current vs. Dominant Wavelength



■ Ambient Temperature vs. Dominant Wavelength



■ Directivity



**Soldering:**

	Reflow Soldering		Hand Soldering	
	Lead Solder	Lead-free Solder	Temperature	Soldering time
Pre-heat	120 ~ 150°C	180 ~ 200°C		350°C Max.
Pre-heat time	120 sec. Max.	120 sec. Max.		3 sec. Max.
Peak temperature	240°C Max.	260°C Max.		(one time only)
Soldering time	10 sec. Max.	10 sec. Max.		
Condition	refer to Temperature - profile ①.	refer to Temperature - profile ②. (N <sub>2</sub> reflow is recommended.)		

