


372 Series, TR5 Fuse, Time Lag









Description

The 372 Series are TR5® Fuses, Time-Lag type, 250V rated fuses, that are designed in accordance to IEC 60127-3.

Features

- Halogen free, Lead-free and RoHS compliant
- Reduced PCB space requirements
- Direct solderable or plug-in versions
- Internationally approved
- Low internal resistance
- Shock safe casing
- Vibration resistant
- Available from 0.040A to 6.3A
- Recognized to UL/CSA/NMX 248-1 and UL/CSA/NMX 248-14
- Conforms to EN/J/K 60127-1 and EN/J/K 60127-3
- Conforms to GB/T 9364.1 and GB/T 9364.3
- CE Mark indicates compliance with Low-Voltage and RoHS Directives.

Agency Approvals

Agency	Agency File Number	Ampere Range
	97187 116448	0.050A - 4A 5A - 6.3A
	JET1896-31007-2002	1A - 5A
	E67006	0.040A - 6.3A
	N/A	0.125A - 20A
	SU05024-7010 SU05024-7011 SU05024-7006 SU05024-7007 SU05024-7008 SU05024-7009 SU05024-7012	0.050 - 0.100A 0.125 - 0.800A 1A - 2.5A 3.15A 4A 5A 6.3A
	2007010207240346	0.040A - 6.3A

Applications

- Battery Chargers
- Consumer electronics
- Power supplies
- Industrial Controllers

Electrical Characteristics

% of Ampere Rating	Opening Time
150%	1 Hour, Min.
210%	2 Minutes, Max.
275%	400 ms, Min. ; 10 Sec., Max.
400%	150 ms, Min. ; 3 Sec., Max.
1000%	20 ms, Min. ; 150 ms, Max.

Additional Information



Datasheet



Resources



Samples

Electrical Characteristics

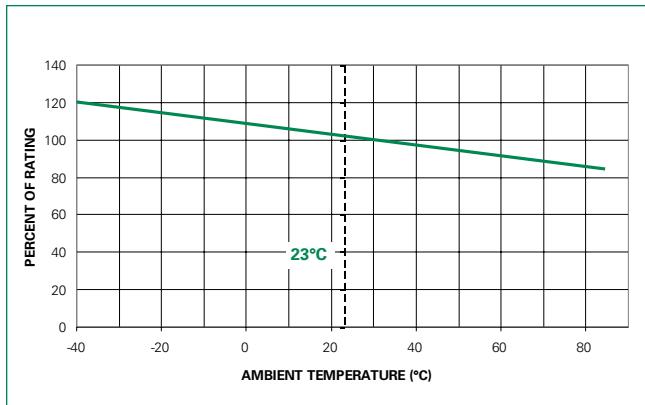
Amp Code	Rated Current	Voltage Rating	Breaking Capacity	Nominal Cold Resistance (Ohms)	Voltage Drop 1.0xI _N max. (mV)	Power Dissipation 1.5xI _N max. (mW)	Melting Integral 10xI _N min. (A ² s)	Agency Approvals					
								D ^E	C	UL	US	PS	PC
0040	40mA	250V	35A@250VAC	10.1650	900	90	0.0090	-	X	-	-	-	-
0050	50mA	250V		6.4950	500	70	0.0108	X	X	-	X	X	X
0063	63mA	250V		3.8000	400	80	0.0278	X	X	-	X	X	X
0080	80mA	250V		2.8750	370	100	0.0384	X	X	-	X	X	X
0100	100mA	250V		1.7030	300	110	0.0800	X	X	-	X	X	X
0125	125mA	250V		1.3500	260	120	0.1094	X	X	-	X	X	X
0160	160mA	250V		0.7780	200	130	0.1792	X	X	-	X	X	X
0200	200mA	250V		0.5750	170	140	0.3120	X	X	-	X	X	X
0250	250mA	250V		0.4000	150	150	0.4938	X	X	-	X	X	X
0315	315mA	250V		0.2760	140	160	0.3969	X	X	-	X	X	X
0400	400mA	250V		0.2050	130	170	1.4080	X	X	-	X	X	X
0500	500mA	250V		0.1550	125	180	2.0000	X	X	-	X	X	X
0630	630mA	250V		0.1150	120	200	3.0958	X	X	-	X	X	X
0800	800mA	250V		0.1000	110	220	5.7600	X	X	-	X	X	X
1100	1.00A	250V		0.0790	110	360	7.5000	X	X	X	X	X	X
1125	1.25A	250V		0.0550	95	450	13.7500	X	X	X	X	X	X
1160	1.60A	250V		0.0420	95	450	19.9680	X	X	X	X	X	X
1200	2.00A	250V		0.0300	85	600	30.0000	X	X	X	X	X	X
1250	2.50A	250V		0.0220	80	700	35.0000	X	X	X	X	X	X
1315	3.15A	250V		0.0173	80	1100	77.3955	X	X	X	X	X	X
1400	4.00A	250V	40A / 250 VAC	0.0129	75	1200	126.4000	X	X	X	X	X	
1500	5.00A	250V	50A / 250 VAC	0.0094	80	1300	115.0000	X	X	X	X	X	
1630	6.30A*	250V		0.0070	58	1250	138.9150	X	X	-	X	X	

1 Per UL, approved breaking capacity is 50 A at 250 V.
* Conducting path min. 0.2 mm²

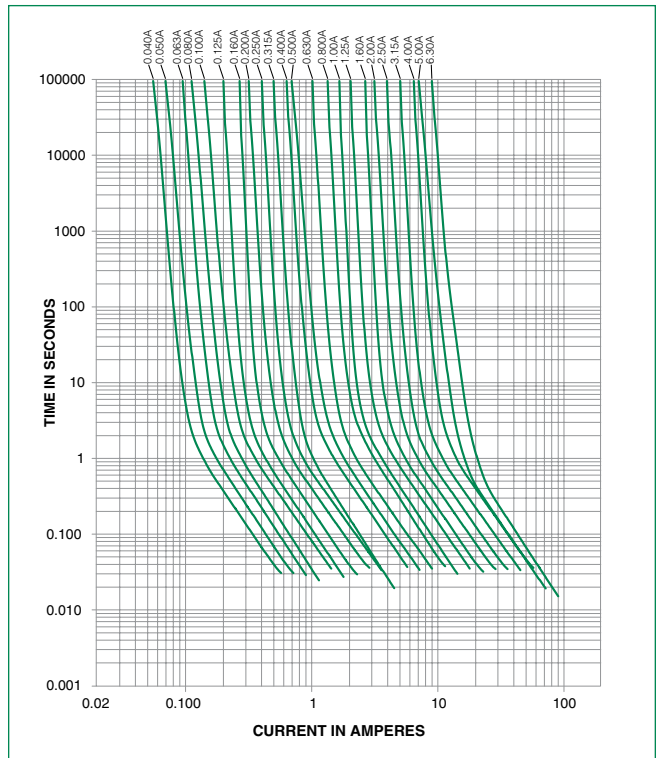
Notes:

- 1) 1.00 means the number one with two decimal places. 1,000 means the number one thousand.
- 2) Resistance is measured at 10% of rated current, 25°C.

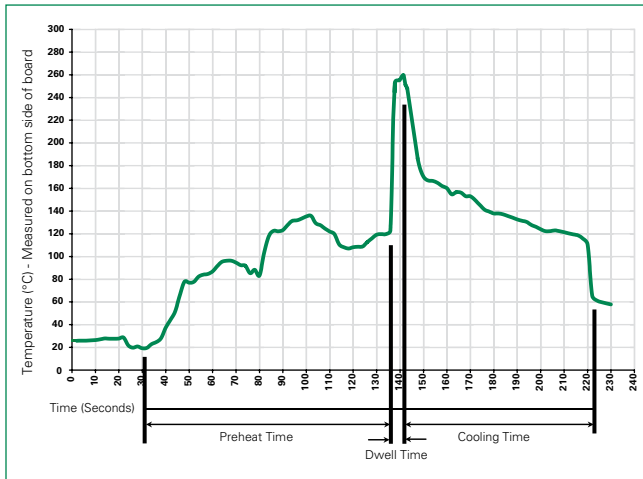
Temperature Re-rating Curve



Average Time Current Curves



Soldering Parameters - Wave Soldering



Recommended Process Parameters:

Wave Parameter	Lead-Free Recommendation
Preheat: (Depends on Flux Activation Temperature)	(Typical Industry Recommendation)
Temperature Minimum:	100°C
Temperature Maximum:	150°C
Preheat Time:	60-180 seconds
Solder Pot Temperature:	260°C Maximum
Solder Dwell Time:	2-5 seconds

Recommended Hand-Solder Parameters:

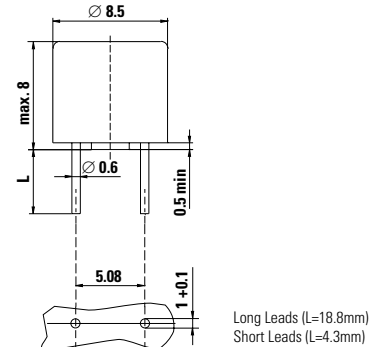
Solder Iron Temperature: 350°C +/- 5°C
 Heating Time: 5 seconds max.

Note: These devices are not recommended for IR or Convection Reflow process.

Product Characteristics

Materials	Base/Cap: Brown Thermoplastic Polyamide PA 6.6, UL 94 V-0 Round Pins: Copper, Tin-plated
Lead Pull Strength	10 N (IEC 60068-2-21)
Solderability	260°C, ≤ 3s. (Wave) 350°C, ≤ 1s. (Soldering Iron)
Soldering Heat Resistance	260°C, 10s. (IEC 60068-2-20) 350°C, 3s. (Soldering Iron)
Operating Temperature	-40°C to +85°C (Consider re-rating)
Climatic Category	-40°C/+85°C/21 days (IEC 60068-1,-2-1,-2-2,-2-78)
Stock Conditions	+10°C to +60°C RH ≤ 75% yearly average, without dew, maximum value for 30 days-95%
Vibration Resistance	24 cycles at 15 min. each (IEC 60068-2-6) 10 - 60 Hz at 0.75 mm amplitude 60 - 2000 Hz at 10G's acceleration

Dimensions



Packaging

Packaging Option	Packaging Specification	Quantity	Quantity & Packaging Code	Taping Width
372 Series				
Tape & Ammopack	N/A	1,000	0001	N/A
Short Leads	N/A	1,000	0411	N/A
Short Leads	N/A	200	0431	N/A
3.3mm Leads	N/A	1,000	0511	N/A

Part Numbering System

