

D1RFRD006

7

6

5

4

3

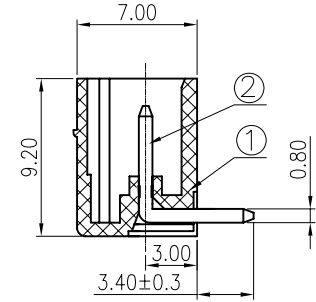
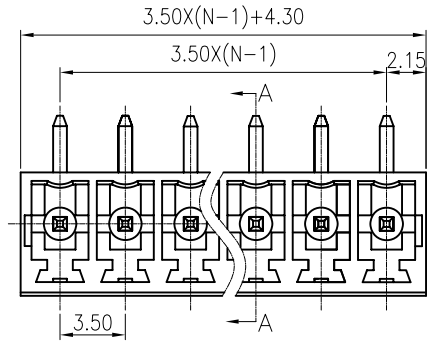
2

1

REVISION RECORD				
REV	ECN	DESCRIPTION	DRFT	DATE

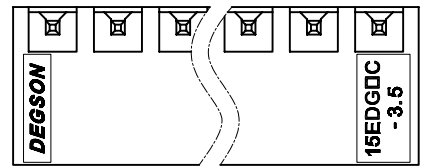
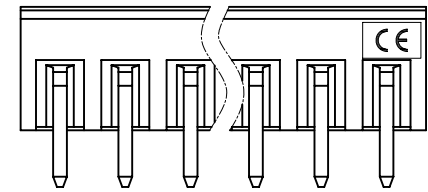
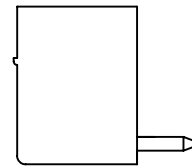
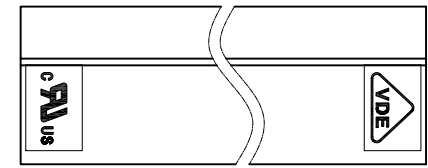
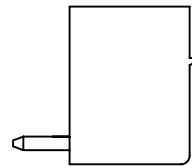
H
G
F
E
D
C
B
A

H
G
F
E
D
C
B
A



SECTION A-A

- NOTES:
- 1.PITCH: 3.5MM, POLES:2-24P
 - 2.RATED VOLTAGE/CURRENT: UL 300V/8A
VDE 250/7A
 - 3.OPERATION TEMPERATURES:-40°C~+105°C
 - 4.RATED IMPULSE VOLTAGE: 2.5KV
 - 5.INSULATION RESISTANCE:5000MΩ/DC1000V
 - 6.THE STANDARD DEFORMATION SIZE :
02P-07P≤0.15MM 08P-17P≤0.30MM
18P-24P≤0.40MM
 - 7.SOLDERING TEMPERATURE:260°C±5°C/5 SEC
 - 8.UNDIMENSIONED TOLERANCES:

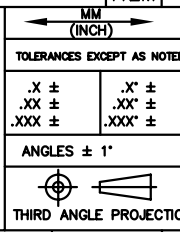


Pitch range in mm			Nominal dimension range in mm			
to	over	over	to	over	over	over
6	6 to 10	10 to 24	30	30 to 60	60 to 100	100 to 150
±0.10	±0.15	±0.25	±0.2	±0.3	±0.5	±0.7±1.0

3	15EDGRC-Pin header	1003B00040(H)	XX	Brass	Automatic assembly
2	15EDGRC-Pin header	1003B00010(H)	XX	Brass	Manual assembly

1	15EDGRC-3.5-Housing	1002A0YXXA(H)	1	PA66	UL94V-0
ITEM	NAME OF PART	NO. OF PART	Q"TY	MATERIAL	NOTES
DEGSON®					
MATERIAL:		NAME:			
FINISH:		15EDGRC-3.5-XXP-1Y-00A(H)			
PART NO.:		TITLE: ASSEMBLY DRAWING		REV	T9-1
APPD:		DRAWING NO.: 15EDGRC-3.5-E02		SHEET 1/1	
CHKD:		DO NOT SCALE DRAWING		SCALE	N/A
DRFT: DZJ 07/27/05"		SCALE		SHEET 1/1	

DETACHED LISTS



THIRD ANGLE PROJECTION

8

7

6

5

4

3

2

1