


PROFESSIONAL LED INDICATORS Ø12.7mm Mounting

FEATURES



514 SERIES

PACK QUANTITY = 10 PIECES

- Robust bright nickel plated brass housing
- Sealed to IP67
- Raised profile styling
- Suitable for high vibration applications
- Internal reverse protection diode fitted as standard in all voltage models.

SPECIFICATION

Ordering Information & Typical Technical Characteristics (Ta = 25°C)

Mean Time Between Failure = 100,000 Hours. Luminous intensity figures refer to the unmodified discrete LED.

PART NUMBER	COLOUR	LENS	VOLTAGE DC (Vdc) Vopr	CURRENT DC (mA) Iopr	LUMINOUS INTENSITY Iv@20mA (mcd)	WAVE LENGTH λ.p (nm)	OPERATING TEMP Topr	STORAGE TEMP Tstg		
<b>STANDARD INTENSITY</b>										
514-105-21	Red		Colour Diffused	12	19	100	627	-40 ~ +85^	-40 ~ +85	Yes
514-111-21	Yellow		Colour Diffused	12	20	50	590	-40 ~ +85^	-40 ~ +85	Yes
514-114-21	Green		Colour Diffused	12	20	60	565	-40 ~ +85^	-40 ~ +85	Yes
514-105-23	Red		Colour Diffused	24-28	20	100	627	-40 ~ +85^	-40 ~ +85	Yes
514-111-23	Yellow		Colour Diffused	24-28	20	50	590	-40 ~ +85^	-40 ~ +85	Yes
514-114-23	Green		Colour Diffused	24-28	20	60	565	-40 ~ +85^	-40 ~ +85	Yes
<b>HIGH INTENSITY</b>										
514-102-04	Red		Colour Diffused	1.9*	20	450	660	-40 ~ +85^	-40 ~ +85	Yes
514-102-21	Red		Colour Diffused	12	20	450	660	-40 ~ +85^	-40 ~ +85	Yes
514-102-23	Red		Colour Diffused	24-28	20	450	660	-40 ~ +85^	-40 ~ +85	Yes
<b>UNITS</b>			<b>Vdc</b>	<b>mA</b>	<b>mcd</b>	<b>nm</b>	<b>°C</b>	<b>°C</b>		



\* = Voltage DC for 20mA product is Vf@20mA, not Vopr

Other voltages AC/DC available. Please contact our Technical Sales.

^ = Products must be derated according to the derating information - Refer to Fig 1

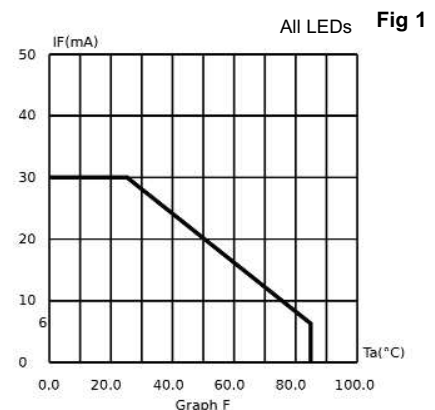
to Fig 1

How to Order:

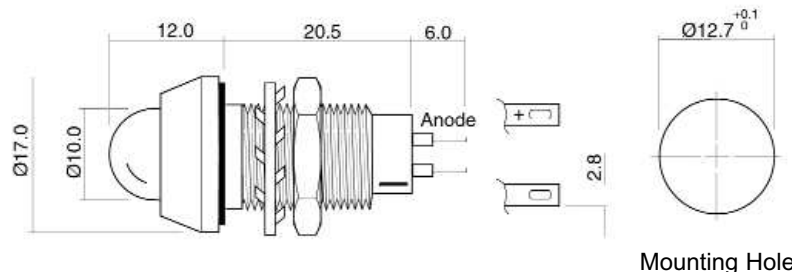
website: [www.marl.co.uk](http://www.marl.co.uk) • email: [sales@marl.co.uk](mailto:sales@marl.co.uk) •

• Telephone +44 (0)1229 582430 • Fax: +44 (0)1229 585155

The information contained in this datasheet does not constitute part of any order or contract and should not be regarded as a representation relating to either products or service. Marl International reserve the right to alter without notice the specification or any conditions of supply for products or service.



### 514 Series



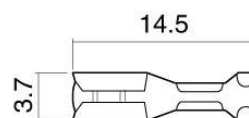
Dimensions in mm (Typical)  
Not to scale

Anode termination indicated by red sleeve  
Mounting hole to be clean and burr free

#### MATERIALS

#### PUSH-ON CONNECTORS

Body	Brass to BS 2874 CZ121 Nickel plated to BS 1224
Nut	Brass to BS 2874 CZ121 nickel plated to BS 1224
Panel Seal	Viton
Termination	Brass to BS 2874 CZ108 Copper flash undercoat with silver flash finish
Lock Washer	Zinc plated steel
Encapsulation	PC5430 resin



925-000-00 is brass tin plated.  
For use with 514 series lamps.

Dimensions in mm (Typical)  
Not to scale

#### TECHNICAL CHARACTERISTICS

SERIES	MAXIMUM POWER DISSIPATION	MAXIMUM REVERSE VOLTAGE	PANEL CUTOUT	NUT MOUNTING TORQUE	MINIMUM MOUNTING CENTRES	MIN/MAX. PANEL THICKNESS
514	1000	3* /1000•	12.7	1.0	x,y=19.5	1.5-8.0
	mw	Vdc	mm	Nm	mm	mm

\* = Current version • = Voltage version

#### OPTIONAL FLYING LEAD TERMINATIONS

ORDER CODE SUFFIX	SUPPLY VOLTAGE	WIRE COLOUR	WIRE LENGTH	NO/DIAMETER OF CONDUCTORS	DIAMETER OVER INSULATION	COMMENTS
15	DC Products	Red-anode / Black-cathode	150mm	19/0.15mm	1.2mm	Customised lengths available
15	AC Products	Brown-live / Blue-neutral	150mm			
19	DC Products	Red-anode / Black-cathode	1000mm			
19	AC Products	Brown-live / Blue-neutral	1000mm			

website: [www.marl.co.uk](http://www.marl.co.uk) • email: [sales@marl.co.uk](mailto:sales@marl.co.uk) •

• Telephone +44 (0)1229 582430 • Fax: +44 (0)1229 585155

The information contained in this datasheet does not constitute part of any order or contract and should not be regarded as a representation relating to either products or service. Marl International reserve the right to alter without notice the specification or any conditions of supply for products or service.



BS EN ISO 9001:2000  
Approved Manufacturer