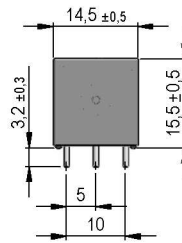
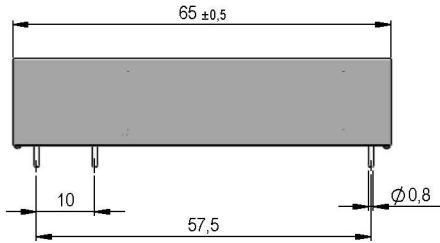



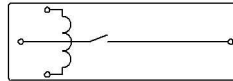
Dimensions mm[inch]
 tolerances acc. to DIN ISO 2768-m
 Toleranzen gem. DIN ISO 2768-m



Isometric
 Scale 1:2
 Maßstab 1:2

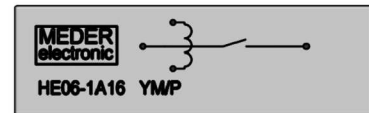


Layout
 Top view
 Draufsicht



Marking

according to EN60062/factory code
 gem. EN60062/Fertigungsstätte



Coil Data at 20 °C	Conditions	Min	Typ	Max	Unit
Coil resistance		108	120	132	Ohm
Coil voltage			6		VDC
Rated power			300		mW
Thermal resistance	max. Relay temperature = operating temperature + self heating		26		K/W
Pull-In voltage				4,5	VDC
Drop-Out voltage		0,75			VDC

Contact data 16	Conditions	Min	Typ	Max	Unit
Contact rating	Any DC combination of V & A not to exceed their individual max.'s			250	W
Switching voltage	DC or Peak AC			250	VDC/VAC
Switching current	DC or Peak AC			1,5	A
Carry current	DC or Peak AC			5	A
Contact resistance static	Measured with 40% overdrive Start value			80	mOhm
Insulation resistance	RH <45 %, 100 V test Voltage	100			GOhm
Breakdown voltage	according to EN 60255-5	800			VDC
Operate time incl. bounce	measured with 40% overdrive			4	ms
Release time	measured with no coil excitation			0,2	ms
Capacity	@ 10 kHz across open switch		0,8		pF

Special Product Data	Conditions	Min	Typ	Max	Unit
Number of contacts				1	
Contact - form				A - NO	
Dielectric Strength Coil/Contact	according to EN 60255-5	6			kV DC
Insulation resistance Coil/Contact	RH <45%, 200 VDC test voltage	1			TOhm
Case colour				grey	
Housing material				Polycarbonat	
Sealing compound				Polyurethan	
Connection pins				Copper alloy tin plated	
Magnetic Shield				no	
Reach / RoHS conformity				yes	



Europe: +49 / 7731 8399 0

| Email: info@standexmeder.com

USA: +1 / 508 295 0771

| Email: salesusa@standexmeder.com

Asia: +852 / 2955 1682

| Email: salesasia@standexmeder.com

Item No.:

8506116000

Item:

HE06-1A16

Environmental data	Conditions	Min	Typ	Max	Unit
Shock	1/2 sine wave duration 11ms			50	g
Vibration	from 10 - 2000 Hz			20	g
Operating temperature		-20		70	°C
Storage temperature		-35		105	°C
Soldering temperature	wave soldering max. 5 sec.			260	°C
Washability					fully sealed

Modifications in the sense of technical progress are reserved

Designed at: 17.03.09 Designed by: MPOTUZAK

Approval at: 26.03.09 Approval by: KOLBRICH

Last Change at: 04.11.16 Last Change by: WKOVACS

Approval at: 22.11.16 Approval by: DSTASTNY

Version: 07